

UT MARTIN SKYHAWKS



2022 FOOTBALL



MEDIA GUIDE



UT MARTIN SKYHAWKS



UT MARTIN SKYHAWKS

FOOTBALL



SCHOOL INFORMATION

Name of School:	UT Martin
Location:	Martin, Tenn.
Founded:	1900, Senior College 1951
Enrollment:	6,700
Nickname:	Skyhawks
Colors:	Navy Blue and Orange
Stadium:	Hardy M. Graham Stadium
Capacity:	7,500
Surface:	Field Turf
Affiliation:	NCAA Division I (FCS)
Conference:	Ohio Valley
Chancellor:	Dr. Keith Carver
Director of Athletics:	Kurt McGuffin
Ticket Office Phone:	(731) 881-7207
Football Building Phone:	(731) 881-7670

TEAM INFORMATION

2021 Overall Record:	10-3	H: 5-0	A: 5-3
2021 Conference Finish:	5-1 (1st)	H: 3-0	A: 2-1
Basic Offense:	Multiple		
Basic Defense:	4-2-5		
Players Returning			
Offense: 31	Defense: 32	S/T: 2	Total: 65
Starters Returning/Lost			
Offense: 4/8	Defense: 4/7	Total: 12/15	
Newcomers			
Offense: 33	Defense: 21	S/T: 6	Total: 60

COACHING STAFF

Head Coach:	Jason Simpson
Alma Mater:	Southern Miss, 1995
Career Record (yrs):	100-80 (17th seasons)
OVC Record (yrs):	77-47 (17th seasons)

PROGRAM HISTORY

First Year of Football:	1925
First Year of Division I FCS:	1992
All-Time Record:	385-509-20 (93rd)
All-Time OVC Record:	97-131 (31st)
OVC Championships:	2 (2006, 2021)
FCS Playoff Appearances:	2 (2006, 2021)

SPORTS INFORMATION

Football Contact:	Alex Boggis Asst. Sports Information Director
Phone:	O:(731) 881-7694 C:(618) 357-1536
Email:	dboggis@utm.edu
SID Fax:	(731) 881-7624
Press Box Phone:	(731) 881-7694
SID Mailing Address:	1022 Elam Center 15 Mount Pelia Road Martin, Tenn. 38238
Website:	www.UTMSports.com
Facebook:	www.facebook.com/UTMSports
Twitter:	@UTMSports @UTM_Football

2021 SCHEDULE

9/2	at Western Kentucky	L, 58-21
9/11	Samford	W, 33-27
9/18	at Northwestern State	W, 35-10
9/25	at #9 Jacksonville State	W, 34-31
10/9	Murray State*	W, 48-28
10/16	at Eastern Illinois*	W, 28-17
10/23	Southeast Missouri	W, 38-30
10/30	Austin Peay*	W, 17-16
11/6	Tennessee State*	W, 41-20
11/13	at Tennessee Tech*	W, 42-3
11/20	at Southeast Missouri*	L, 31-14
11/27	at #10 Missouri State^	W, 32-21
12/4	at #8 Montana State^	L, 26-7

2022 SCHEDULE

9/1	Western Illinois	6:30 pm
9/8	at Missouri State	7 pm
9/17	at Boise State	3 pm
9/24	Lindenwood*	6 pm
10/1	Tennessee Tech*	2 pm
10/8	at Murray State*	2 pm
10/22	at Tennessee	TBA
10/29	at Houston Baptist	2 pm
11/5	Kennesaw State	Noon
11/12	at Tennessee State*	4 pm
11/19	Eastern Illinois*	2 pm

TABLE OF CONTENTS

INSIDE THE GUIDE

Quick Facts.....	3
Media Information.....	4

THIS IS UT MARTIN

UT Martin Campus Features	6-7
UT Martin Campus Map	8-9
UT Martin Quick Notes.....	10
Skyhawk Athletics.....	11
UT Martin General Info/About Martin.....	12-13
Hardy M. Graham Stadium/Bob Carroll Football Building	14-19
Strength and Conditioning	20-21
Notable Alumni	22
Kurt McGuffin, Director of Athletics	23
Ohio Valley Conference	24-30

COACHING AND SUPPORT STAFF

Head Coach Jason Simpson	32-35
Assistant Coaches.....	36-41
Support Staff.....	42

MEET THE SKYHAWKS

Rosters	44-45
Player Bios	46-66

SEASON PREVIEW

Season Outlook	68-69
Preseason Depth Chart	70
Position/State Breakdown	71-72
Opponent Quick Facts	73-75
OVC Composite Schedule	76

YEAR IN REVIEW

2021 Recap	78
Statistics	79-98
OVC Standings/Awards	100-101
Game-by-Game Recaps.....	102-114

PROGRAM RECORD BOOK

All-Time Results	117-121
Record Against FBS	121
Year-by-Year Results	122-130
Homecoming/Season Opener Results	129
OVC Standings.....	131
All-Time Roster.....	132-135
All-Time Head Coaches	136-137
Historical Coaching Staffs	138-139
Record Book	140-158
All-Americans.....	159
All Conference Players of the Year	160
All-Conference Selections	161-162
OVC Players of the Week.....	163
Championships	164-167
Sgt. York Trophy	168-169
NFL Connections	170-171
UT Martin Hall of Fame	172

CREDITS

The 2022 UT Martin Football Media Guide was written and produced by assistant sports information director Alex Boggis, using Adobe InDesign CC. Photos by Nathan Morgan, Raffae Lazarian, Steve Mantilla, Phil Blakley, Courtney Metzger and Trevor Ruszkowski along with special contributions from the New York Giants, New England Patriots and Baltimore Ravens.

The University of Tennessee at Martin does not discriminate on the basis of race, sex, color, religion, national origin, age, disability or veteran status in provision of educational opportunities or employment opportunities and benefits. UT Martin does not discriminate on the basis of sex or disability in the education programs and activities which it operates, pursuant to requirements of Title VI of the Civil Rights Act of 1964 as codified in 42 U.S.C. 2000D; Title IX of the Educational Amendments of 1972, Public Law 92-318; Section 504 of the Rehabilitation Act of 1973, Public Law 93-112; the Americans with Disabilities Act of 1990, Public Law 101-336; and the Age Discrimination in Employment Act. This policy extends to both employment by and admission to the university. Inquiries concerning Title VI, Title IX, Section 504, the Americans with Disabilities Act, and the Age Discrimination in Employment Act should be directed to the Office of Equity and Diversity, 240 Gooch Hall, UT Martin, Martin, TN 38238-5002, 731-881-7202. Charges of violation of the above policy also should be directed to the Equity and Diversity Officer. E05-0416-00-001-23

MEDIA INFORMATION



RYNE RICKMAN SPORTS INFORMATION DIRECTOR

Men's Basketball, Volleyball, Golf, Baseball, Rifle,
Beach Volleyball, Tennis, Rodeo and Equestrian

OFFICE PHONE:
731-881-7632

CELL PHONE:
270-703-2601

EMAIL:
RRICKMAN@UTM.EDU



ALEX BOGGIS ASST. SPORTS INFORMATION DIRECTOR

Football, Women's Basketball, Soccer,
Cross Country, Softball and Track

OFFICE PHONE:
731-881-7694

CELL PHONE:
618-357-1536

EMAIL:
DBOGGIS@UTM.EDU

Office Fax: 731-881-7624
Web Site: UTMSports.com
Facebook: [/UTMSports](https://www.facebook.com/UTMSports)
Twitter: [@UTMSports](https://twitter.com/UTMSports)
Instagram: [UTMSports](https://www.instagram.com/UTMSports)

Mailing Address:
UT Martin Sports
Information
1022 Elam Center
Martin, TN 38238

INTERVIEW POLICIES

Media interviews with players and coaches are encouraged, and every effort will be made to accommodate media requests. In light of the COVID-19 pandemic, phone or virtual interviews are recommended for the 2021 season. In-person interviews will be allowed on a case-by-case basis. Reach out through the sports information office to set up an interview with head coach Jason Simpson and Skyhawk student-athletes.

POSTGAME AVAILABILITIES

Skyhawk head coach Jason Simpson and select players will be made available upon request for a postgame virtual interview via zoom at the conclusion of each home game. Reach out to Alex Boggis (dboggis@utm.edu) for login information to the postgame press conference or to request a player. After the contest, a full stat package will be available on UTMSports.com. In compliance with social distancing guidelines due to the COVID-19 pandemic, limited space will be made available following postgame interviews for filing stories.

CREDENTIALS

Media credentials are required for all Skyhawk home games and can be obtained through the sports information office. Please notify assistant sports information director Alex Boggis at least 24 hours in advance of home games and at least 72 hours in advance of road games. Passes may be picked up in advance at the Sports Information Office or on game day at the will call window at Hardy M. Graham Stadium. Media parking is located in the lot just behind the Graham Stadium press box. Parking passes must be requested with media passes.

PRESS BOX & FIELD ACCESS

Because of the ongoing COVID-19 pandemic, limited member of the media will be allowed access to the press box or inside the fence that surrounds the playing field of Hardy M. Graham Stadium during the 2021 season. For photography purposes, members of the media may shoot from the stands or outside the black fence/restricted areas that surrounds the playing field. UT Martin Athletics will have a pool photographer present and will provide photos upon request.

GAMEDAY DOCUMENTS (STATS/NOTES/ROSTERS)

Media will not be provided hard copies of roster flipcards, game notes or final statistics. Live stats, courtesy of StatBroadcast can be found at UTMStats.com while previously mentioned documents along with postgame stat books will be available online at www.UTMSports.com/FootballMediaCenter.

ON THE WEB

A wealth of resources for the UT Martin sports information department can be found at www.UTMSports.com, powered by SIDEARM Sports. The site features updated schedules, rosters, player information, game notes and statistics.

SKYHAWKS IN PRINT

The name of our institution is **The University of Tennessee at Martin** and if abbreviated, should be referred to as **UT Martin**. The University of Tennessee at Martin should be used as the first reference in a news story. UT Martin should be used in subsequent references and **UTM** is acceptable in headlines. **Tennessee-Martin, UT-Martin, UT or Martin should never be used.** The description Skyhawks should be used to represent all UT Martin athletic teams. Lady-Skyhawks or Hawks should never be used.





THIS IS



UT MARTIN





Student Recreation Center



Fitness Trail



Boling University Center



Paul Meek Library



Skyhawk Arena and Pat Head Summitt Court

Campus Features



Hardy M. Graham Stadium



Skyhawk Dining Hall



Elam Center Pool



To the bottom, off the map:

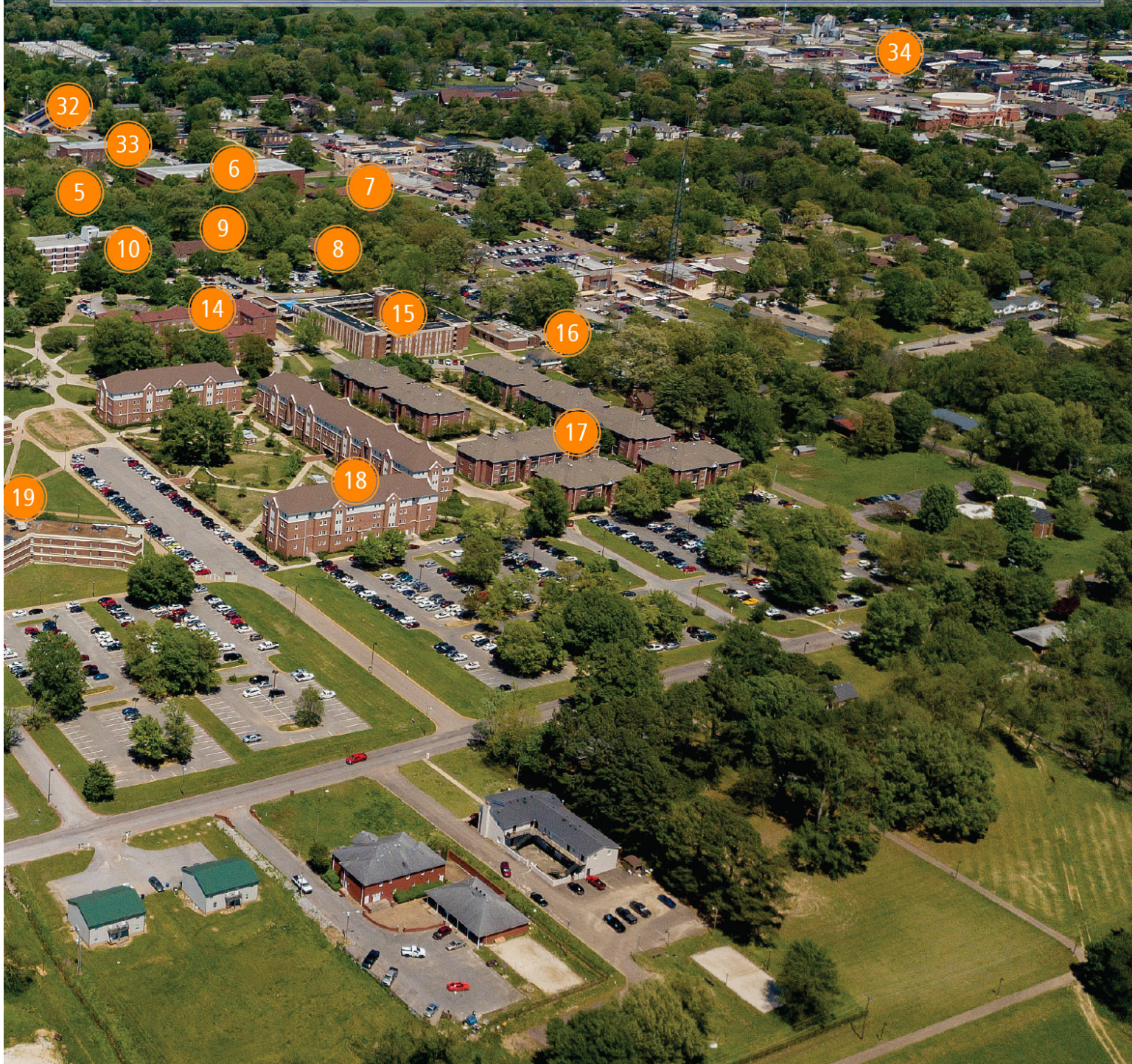
University Courts Apartments, Sorority Village and West Tennessee Healthcare Volunteer Hospital.

To the far left, off the map:

Skyhawk Park, Bettye Giles Field, Skyhawk Soccer Complex, Margaret N. Perry Children's Center and Skyhawk Track



- | | | |
|--|--|--|
| 1. Joseph E. Johnson EPS Building | 11. Crisp Hall (Department of Public Safety) | 24. Skyhawk Beach Volleyball Complex |
| 2. Fine Arts Building | 12. Paul Meek Library | 25. James C. Henson Tennis Center |
| 3. Brehm Hall | 13. Ed and Carolyn Boling University Center | 26. Kathleen and Tom Elam Center |
| 4. Hall-Moody Administration Building (Office of Undergraduate Admissions and Office of Financial Aid on second floor) | 14. Frank Clement Hall | 27. Rhodes Golf Center |
| 5. Holland McCombs Center | 15. Prentice Cooper Hall | 28. West Tennessee Animal Disease Diagnostic Laboratory |
| 6. Cecil M. and Boyce A. Gooch Hall | 16. Student Health and Counseling Center | 29. Veterinary Health Technology Program Headquarters Building |
| 7. Business Administration Building | 17. University Village Apartments Phase I (A-E) | 30. Ned Ray McWherter Agricultural Complex |
| 8. Site of future Latimer Engineering and Science Building | 18. University Village Apartments Phase II (F-H) | 31. Hardy M. Graham Stadium |
| 9. Sociology Building | 19. Buford Ellington Hall | 32. ROTC Building |
| 10. Andy N. Holt Humanities Building | 20. Gordon Browning Hall | 33. Student Life Center |
| | 21. Student Recreation Center | 34. Historic Downtown Martin Business District |
| | 22. Fitness Trail | |
| | 23. Pacer Pond | |



18 100+

undergraduate
degrees

concentrations

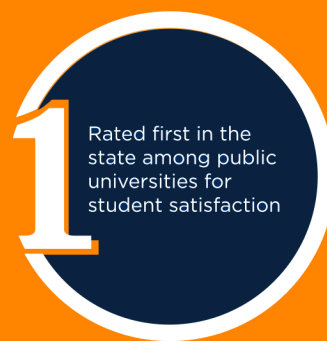


15:1

■ Student
■ Teacher

\$39.5 Million

awarded in grants and scholarships



Rated first in the
state among public
universities for
student satisfaction



approximately
7,300 students
represent 41 states
and 21 countries

Designated a

Best Southeastern College

by **The Princeton Review** for **17**
consecutive years

150+



Student organizations
21 sororities and fraternities

15

travel-study
programs
per year



13,000

community
service hours
reported by student
organizations



THE UNIVERSITY OF
TENNESSEE
MARTIN

Intercollegiate Athletics

UT Martin is a member of the National Collegiate Athletic Association's Division I, Ohio Valley Conference, National Intercollegiate Rodeo Association and National Collegiate Equestrian Association.

Men's Athletics

Baseball
Basketball
Cheerleading
Cross-Country
Football
Golf
Indoor and Outdoor Track and Field
Rifle
Rodeo

Women's Athletics

Basketball
Beach Volleyball
Cheerleading
Cross-Country
Equestrian
Indoor and Outdoor Track and Field
Rifle
Rodeo
Soccer
Softball
Tennis
Volleyball

Did you know?

- Eight Skyhawk athletic programs have captured a total of 31 OVC championships, 24 of which have come since 2006
- UT Martin Athletics set a departmental record with a 3.26 cumulative Grade Point Average for the Spring 2020 semester, which is the best academic semester in school history.

(from top) Varsity athletes are shown participating in football, equestrian, tennis and golf competitions.



IMPORTANT CONTACTS

ACADEMIC RECORDS/REGISTRAR

731-881-7050
utm.edu/registrar

UNDERGRADUATE ADMISSIONS

731-881-7020 or 800-829-UTM1
utm.edu/admissions

ATHLETICS

731-881-7660
utmsports.com

BURSAR'S OFFICE - STUDENT ACCOUNTS

731-881-7810
utm.edu/bursar

DINING SERVICES

731-881-7770
utmdining.com

FINANCIAL AID

731-881-7040
utm.edu/finaid

HONORS PROGRAMS

731-881-7436
utm.edu/honors

HOUSING

731-881-7730
utm.edu/housing

ONLINE DEGREE PROGRAMS

731-881-7764 or 866-587-7589
utm.edu/utonline

PARENT LIFELINE (FINANCIAL AID)

731-881-7040
utm.edu/finaid/parent_lifeline.php

PUBLIC SAFETY

731-881-7777
utm.edu/publicsafety

STUDENT AFFAIRS

731-881-7700
utm.edu/studentaffairs

STUDENT HEALTH AND COUNSELING

731-881-7750
utm.edu/shcs

STUDENT SERVICES AND SUCCESS MENTORING CENTER

731-881-7744
utm.edu/success

TRANSFER STUDENT INFORMATION

731-881-7020 or 800-829-UTM1
utm.edu/transfer

QUICK LINKS

FACEBOOK

facebook.com/utmartin

INSTAGRAM

instagram.com/utmartin

SNAPCHAT

DiscoverUTM

TWITTER

twitter.com/utmartin

YOUTUBE

youtube.com/utmartin

WEBCAM

utm.edu/webcams

CAMPUS MAP

utm.edu/maps

THE SKYHAWK VIEW

utmartinphotography.tumblr.com

FYI

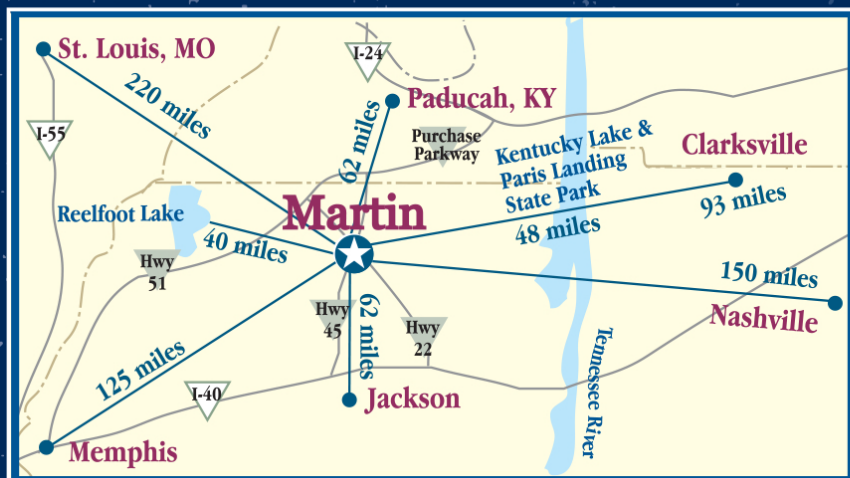
UT Martin is home to three chairs of excellence: the Gil Parker Chair of Excellence, the Horace and Sara Dunagan Chair of Excellence in Banking and the Tom E. Hendrix Chair of Excellence in Free Enterprise.

The University of Tennessee at Martin is accredited to award bachelor's and master's degrees by the Southern Association of Colleges and Schools Commission on Colleges (1866 Southern Lane, Decatur, Georgia 30033-4097, telephone 404-679-4500, www.sacscoc.org).

UT Martin places great importance on achieving accreditation for eligible academic programs from their appropriate governing bodies. These programs are recognized as maintaining high standards that qualify graduates for the best job opportunities. The university holds accreditation from the following agencies:

- American Chemical Society
- Association to Advance Collegiate Schools of Business International
- Accrediting Board for Engineering and Technology – Engineering Accreditation Commission
- Accrediting Council on Education in Journalism and Mass Communications
- Commission on Accreditation for Dietetics Education of the American Dietetic Association
- Council for Accreditation of the American Association of Family and Consumer Sciences
- Council on Social Work Education
- National Association of Schools of Music
- Council for the Accreditation of Educator Preparation (formerly National Council for the Accreditation of Teacher Education)
- Accreditation Commission for Education in Nursing
- American Veterinary Medical Association Committee on Veterinary Technician Education and Activities

ABOUT MARTIN



DIRECTIONS TO MARTIN

- > From Paducah, Ky., take 45 South to Mayfield. At Mayfield, turn right on Purchase Parkway (Fulton, Ky. Exit 21). At Fulton, follow Hwy. 45E South By-pass to Martin.
- > From Memphis, travel Interstate 40 east to Jackson, and exit the interstate at Highway 45 By-pass (Exit 80-B North). Follow Highway 45E (Milan exit) to Martin.
- > From Nashville, travel Interstate 40 west. Exit the interstate at Highway 22 at Parkers Crossroads (Exit 108 North). Follow Highway 22 to Martin.
- > From Clarksville, travel Highway 79 South on to Highway 356 (you do not turn), which connects to Highway 54 in Paris. Take a right on Highway 22 from Dresden to Martin.

Martin is perfectly located where you and your friends can take a break from studies and road trip to nearby Reelfoot Lake, Kentucky Lake or Land Between the Lakes recreational areas. Union City, only 12 miles west of Martin, offers additional shopping and restaurant choices.

Martin is centrally located between Memphis and Nashville and is just an hour's drive from Jackson and Paducah, Ky.

The city was founded in 1873 and named in honor of Captain William Martin, a prosperous landowner who settled in the area in 1838.

The City of Martin has been a pioneer in the establishment of higher education since 1900 when Hall-Moody Institute was founded. The school was renamed Hall-Moody Normal School in 1917, Hall-Moody Junior College in 1922 and University of Tennessee Junior College in 1927. In 1951, UT Junior College acquired four-year degree status and was designated the University of Tennessee Martin Branch, granting degrees in general agriculture and general home economics. In 1967, the Tennessee General Assembly named the institution the University of Tennessee at Martin.

Today, Martin features a revitalized historic downtown business district that includes a coffee shop, restaurants, shopping and nightlife. This traditional college-town setting and related amenities offer a perfect environment for students who attend the University of Tennessee at Martin.

utm.edu







GAMEDAY AT HARDY GRAHAM

IS THE PLACE TO BE!

Fans of the Ohio Valley Conference have come to know the Hardy Graham Stadium as one of the toughest places to play in the league.

While the fast-paced action on the gridiron is the reason that fans fill Graham Stadium each game, it's far from the only attraction.

Fans can take advantage of a number of activities before the action starts, such as tailgating, special fireworks nights or waiting for an autograph from their favorite Skyhawk after the game.

An aerial photograph of Hardy M. Graham Stadium at the University of Tennessee at Martin. The stadium is a large, modern structure with a white roof and blue accents, featuring the Skyhawks logo. To the right of the stadium is the football field, which is green with white yard lines and orange end zones. The word "SKYHAWKS" is written in large orange letters across the end zone. In the background, there are several brick buildings, including the "NEW CARROLL FOOTBALL BUILDING", and a parking lot. The sky is clear and blue.

HARDY M. GRAHAM

STADIUM

The present day Hardy M. Graham Stadium had its beginning in 1930. The football field was built with a new gym and constructed at a cost of \$83,750 as UTJC Stadium. This field was one of the first lighted stadiums in West Tennessee. In 1974, the football field was officially named H. K. Grantham Field when UT Martin hosted Nicholls. Grantham was a former football, baseball and men's basketball coach while also serving as director of athletics.

Then in 2001, the stadium was named in honor of Hardy M. Graham - a long time donor and supporter of the university - before being unveiled against Gardner-Webb. Graham's financial contributions to the university have exceeded \$1 million.

The stadium accommodates 7,500 fans with nearly 1,900 chairback seats. About 1,200 are located on the east side while 700 chairbacks are located on the west side. A new artificial surface, Field Turf, replaced the natural grass on H.K. Grantham Field. The new playing surface, the second of its kind at Graham Stadium, features navy end zones with UT Martin and Skyhawks stitched in each end zone. It was installed prior to the 2019 season.

After the 2015 season concluded, the press box was demolished, clearing the way for a new press box project. The four floor project houses a new academic support and club level, along with a new press box, visiting locker room, concessions and classrooms. The renovation of Hardy M. Graham Stadium was completed in the fall of 2016.





BOB CARROLL FOOTBALL BUILDING

This facility serves as the home of the Skyhawk football team. The 17,000 square-foot facility is located in the south end zone of Graham Stadium and has office space for all football personnel, meeting rooms, a locker room, a training room, equipment room and a multi-purpose room with a glass wall overlooking the field.

Funding for this building came primarily from private donations through the “Building For the Future” campaign. The building is named in honor of coach Bob Carroll.



UT MARTIN FOOTBALL STADIUM HISTORY & SUPERLATIVES

- **Stadium Record Attendance:** 8,110 - Oct. 23, 1993 | UT Martin 21, Tennessee State 14
- **First Game as UTJC Stadium:** Sept. 26, 1930 | UTJC 31, Mississippi Delta Community College 2
- **First Night Game at UTJC Stadium:** Aug. 30, 1930 | UTJC 31, Mississippi Delta Community College 2
- **Dedication Game as H.K. Grantham Field:** Sept. 14, 1974 | Nicholls 16, UT Martin 14
- **Dedication Game as Hardy M. Graham Stadium:** Aug. 30, 2001 | Gardner-Webb 45, UT Martin 20
- **UT Martin all-time record at home:** 229-208-13 in 91 seasons
- **UT Martin record at UTJC/UT Martin Stadium:** 158-158-10 in 66 seasons
- **UT Martin record at H.K. Grantham Field:** 127-124 in 47 seasons
- **UT Martin record at Hardy M. Graham Stadium:** 63-39 in 20 seasons
- **Consecutive home games without a loss:** 15 | Sept. 27, 1935 vs. Arkansas College - Oct. 8, 1938 vs. Arkansas State
- **Consecutive home wins:** 10 | Nov. 22, 1936 vs. Murray State (JV) through Nov. 12, 1937 vs. Western Kentucky
- **Consecutive home losses:** 17 | Sept. 21, 1996 vs. Missouri State through Sept. 11, 1999 vs. Lambuth
- **Winning Seasons:** 43 | 10 undefeated seasons at home (last was in 2019)

STRENGTH AND

MISSION STATEMENT

The mission of the UTM Skyhawk Strength and Conditioning program is to maximize the potential of the Student-Athletes by teaching work ethic, team values, discipline, and leadership.

The number one goal is to create a safe environment for the Student-Athletes to excel at their sport through scientifically based strength and conditioning programs.

The Training programs are designed to increase the Athlete's strength, speed, agility, flexibility, conditioning, and explosiveness – all components in developing a complete collegiate athlete.



EQUIPMENT

- 24 x 10 yards of turf
- 10 Hammer strength Full racks
- 10 inlay platforms
- 10 Olympic Intek barbells
- 10 Standard barbells
- Dumbbells from 25lbs to 120lbs
- VTX Rubber Olympic plates – 300 lbs. per rack
- Intek Plates - 465 lbs. per rack
- Assorted Resistance bands
- 15 medicine balls
- 8 Stability balls

- 2 Hammer Strength plate loaded belt squats
- 1 Hammer Strength plate loaded ISO Row
- 1 Hammer Strength plate loaded Pull down
- 1 Hammer Strength plate loaded Manual neck
- 1 Hammer Strength plate loaded Leg Curl
- 1 Hammer Strength plate loaded Leg Extension
- 1 Hammer Strength Seated Calf Raise
- 1 Legend Fitness Eight-Stack Jungle Cable Pull
- 5 Glute-ham Raise Machines
- 2 Reverse Hypers

CONDITIONING

THIS IS UT MARTIN

COACHING STAFF

MEET THE SKYHAWKS

SEASON PREVIEW

YEAR IN REVIEW

RECORD BOOK

21



NOTABLE ALUMNI



Jerry Reese
Former New York Giants
Senior VP and General Manager

Pat Head Summitt
Tennessee Lady Vols
Former Head Coach



Lin Dunn
Retired Indiana Fever
Head Basketball Coach



Bill Rhodes
Auto Zone
Chairman, President and CEO



- Ed Jones ('32) served as Commissioner of Agriculture (1949-53) and U.S. Representative (1969-89)
- William Latimer III ('58) is matching donor to his namesake building, the Latimer Engineering and Science Building
- Dr. Margaret Perry ('61) is chancellor emeritus of the University of Tennessee at Martin and was the first female head of a Tennessee four-year college or university.
- Dr. Shirley Raines ('67) served as president of the University of Memphis from 2001-13.
- Dr. Nick Dunagan ('68) is chancellor emeritus of The University of Tennessee at Martin.
- Houston Gordon ('68) is a former UT Board of Trustees member and an attorney in Covington, Tenn.
- Dr. C. Pat Taylor ('68) served as president of Southwest Baptist University from 1996-2018.
- Lin Dunn ('69) is the retired head coach for the Indiana Fever, winning a WNBA championship in 2012
- Rick Perry ('70) is Executive Director of Culture at Ramsey Solutions for Dave Ramsey
- Leonard Hamilton ('71) is head coach of the Florida State University men's basketball team.
- William Nunnally ('71) is a successful innovator and entrepreneur; Nunnally and wife, Rosann, made the largest gift in campus history in 2019
- Pat Summitt ('74) was head coach emeritus of the eight-time national champion Lady Vols basketball team.
- Roy Herron ('75) served as a Tennessee State Senator for 16 years and 10 years as a State Representative.
- Dr. Lendley C. Black ('75) is chancellor at the University of Minnesota Duluth
- Jeffrey Holt ('77) is the U.S. Marshal for the Western District of Tennessee
- Dr. Christy Shaffer ('81) is a partner at Hatteras Venture Partners
- Peter Hoffman ('82) is vice president of intellectual property management for The Boeing Company.
- Jeff Agee ('83) is chair and CEO, First Citizens Bancshares Inc., and a member of the Federal Reserve Bank of St. Louis Community Depository Institutions Advisory Council.

- Stan Bell ('85) is a well-known radio personality in Memphis.
- Jerry Reese ('87, '88) is senior vice president and general manager of the NFL's New York Giants.
- Bill Rhodes ('87) is the chairman, president and CEO of AutoZone.
- Van Jones ('90) is an Emmy Award winner, American news commentator, author, lawyer and civil rights advocate. Served as President Obama's Special Advisor for Green Jobs in 2009.
- Dr. Russell Kirk ('90), is an oral and maxillofacial surgeon, in Lebanon, Tenn., and dental officer (captain), in the U.S. Navy.
- Renee Bailey Iacona ('91) is Vice President of Oncology Biometrics and Oncology R&D at AstraZeneca
- Charlie Neese ('92) is a meteorologist at News Channel 5 in Nashville.
- Trent Latta ('98) is Principal at Latta Structural Engineers, LLC
- Chris Brinkley ('00) is a globally known audiobook narrator, radio personality, voiceover artist and NCAA sports broadcaster.
- Jason Leverant ('00) is president and COO of the AtWork Group
- Dr. Amanda Raley Lowery ('02) is the first UTM engineering student to earn a doctoral degree and is an associate professor of biomedical engineering at Vanderbilt University
- Scottie Nell Hughes ('02) is a host at RT and former CNN Analyst

- Chrystal Hayslett ('06) is actress on "Sistas" on BET; producer, creative director, costume designer and former personal stylist for Tyler Perry
- Krista Roser ('06) is a fashion stylist to celebrities, notably Raelynn and Florida Georgia Line
- Andy Holt ('07) served in the Tennessee House of Representative, repping District 76 from 2011-20.
- Jennifer Horbelt ('07, '19) is co-anchor at WPSD Local 6 in Paducah, Ky.
- Lester Hudson ('09) became the first player from UT Martin taken in the NBA Draft in 2009. Played for five NBA franchises and won two MVP awards in the Chinese Basketball Association.
- Bradley Gregg ('11) is a mechanical engineer at NASA Johnson Space Center.
- Alec Mills became the first player from UT Martin to make their debut in MLB. Played for two MLB franchises and tossed a no-hitter on Sept. 13, 2020.
- Heather Butler ('14) became the first player from UT Martin or the OVC taken in the WNBA Draft in 2014 by the San Antonio Stars.
- Hunter Richardson ('18) became the first UT Martin golfer to ever compete in a PGA Tour event in 2019.

KURT McGUFFIN

VICE CHANCELLOR & DIRECTOR OF ATHLETICS



THE McGUFFIN FILE



PERSONAL

YEAR IN COLLEGE ATHLETIC ADMINISTRATION: XX

YEAR AT UT MARTIN: FIFTH

HOMETOWN: IOLA, KANSAS

SPOUSE: JESSICA

CHILDREN: BRYCE, BRETT AND BREA

EDUCATION

KANSAS STATE (1996)

BACHELOR'S IN EDUCATION

WICHITA STATE (1999)

MASTER'S IN EDUCATION

MEMBERSHIP EXPERIENCE

NATIONAL ASSOCIATION OF COLLEGE DIRECTORS OF ATHLETICS

NATIONAL ASSOCIATION OF DEVELOPMENT DIRECTORS

NCAA MEN'S GOLF RANKING COMMITTEE

NCAA MEN'S BASKETBALL COMMITTEE

NCAA WOMEN'S BASKETBALL COMMITTEE

NACDA FCS ATHLETIC DIRECTORS EXECUTIVE COMMITTEE

CHAIR OF THE OVC COUNCIL OF ATHLETIC DIRECTORS

Kurt McGuffin was officially named the 15th University of Tennessee at Martin's director of intercollegiate athletics on May 22, 2017.

McGuffin brings more than 18 years of experience in the collegiate athletics forum, including nearly six years as athletics director at Missouri Western State University, an NCAA Division II school located in St. Joseph, Mo. Before leading the Griffon athletics department in 2011, he also spent time as an assistant athletics director for development at the University of Colorado (2010-11), as a senior associate athletic director for external operations at Kansas State University (2000-10) and as an assistant director of athletics for development at the University of Idaho-Moscow (1999-2000).

In his time at Missouri Western, McGuffin achieved the highest student-athlete grade point average in the history of the school while also setting an all-time high for graduation rate and community service hours. He significantly increased revenue generation to annual and endowment giving by 30 percent and he launched a capital campaign that produced five of the top 10 gifts in university history, finishing off \$13 million in building enhancements in the spring of 2016. In addition, he successfully added six additional sports to bring the total to 16 while collaborating to initiate a Master's program in Sport Business Management – which added 20 graduate assistants to his staff.

McGuffin oversaw six Mid-America Intercollegiate Athletics Association championship squads in his tenure at Missouri Western. That includes the Griffon football program winning its first ever outright MIAA championship in 2012, a year where they also made the deepest postseason run in school history into the Division II quarterfinals. The Missouri Western baseball team claimed its first-ever MIAA title in 2013, the women's basketball team won the MIAA regular season in 2015-16 while the Griffon softball program racked up three conference championships (2014 tournament, 2016 regular season, 2016 tournament) in McGuffin's tenure. Just this past season, the Missouri Western baseball team qualified for the NCAA Tournament in back-to-back seasons (2016-17) for the first time in program history while the Griffon softball program made it to their fourth straight NCAA Regional. The women's golf program also saw freshman Chong Yong advance to the NCAA Championships, becoming the first individual in school history to accomplish that feat.

McGuffin also sustained previous successful programs and experienced growth in resources across the board at Missouri Western. He hired head coaches to lead the Griffon volleyball program to its highest win total since the mid-1990's and earning the most MIAA victories in program history in 2014. The Missouri Western tennis squad also took a new direction under McGuffin, resulting in its first winning season in more than a decade in 2014-15. The Griffon soccer program has also shattered over 20 school records while making its first ever postseason appearance in 2014 while the women's golf program advanced to its first ever NCAA Championship berth in 2016. As a direct result, McGuffin led the Missouri Western charge into the top-100 in the Learfield Cup standings, elevating the program from its 287 ranking when he took over.

Facility improvements were also paramount in McGuffin's success at Missouri Western. He raised nearly \$8 million for a total renovation of Spratt Memorial Stadium while also helping construct a state-of-the-art women's soccer locker room and the Zack and Mary Workman Academic Success Center in 2014.

The upgrades to Spratt Memorial Stadium were instrumental in Missouri Western remaining as the summer home of the NFL's Kansas City Chiefs since 2010. McGuffin led the charge in 2014 as the Chiefs and Missouri Western announced an extension for St. Joseph as the sole training location through the 2017 season.

At Colorado, McGuffin created and implemented a new annual giving program which increased total giving by 15 percent. He added over 600 new members in the first year by establishing fundraising goals, implementing a new donor database, revamping the process of daily donations and planning special events. He also assisted with fundraising and development of a brand new \$12 million sport court practice facility while taking part in a \$1.5 billion university capital campaign.

In addition to his title as senior associate athletic director for external operations at Kansas State, McGuffin also served as the associate athletic director for development, the assistant athletic director for annual giving and the assistant director of athletic development in his decade in Manhattan. He completed over \$25 million in facility enhancements while also leading a \$90 million "Changing Lives Campaign." He also increased annual giving by 50 percent and endowments by over 70 percent.

McGuffin was the sport administrator for the Wildcat men's basketball, men's and women's golf and the men's and women's cross country/track and field programs. He led the development and implementation of a department-wide strategic plan while overseeing all external units (including development, ticketing, marketing and communication) responsible for a revenue of over \$28 million and budgets of \$12 million.

McGuffin led marketing campaigns that resulted in the largest football season-opening crowd in Kansas State history while also heading a sales group that sold out men's basketball games in three out of four seasons. In his tenure, the Wildcat women's basketball and volleyball programs were each in the top-10 nationally in attendance.

Before his first full-time role in athletics administration at Idaho-Moscow, McGuffin also was a graduate assistant for fundraising at Wichita State University, the director of men's basketball operations at Eastern Washington University and the head men's basketball student assistant at Kansas State.

McGuffin is a proud member of the National Association of College Directors of Athletics (NACDA) and the National Association of Development Directors (NADD). He has also spent time on the NCAA Men's Golf Ranking Committee and the NCAA Men's Basketball Committee.

An Iola, Kan. native, McGuffin graduated from Kansas State with a bachelor of science degree in education in 1996. He obtained his Master of Science degree in education from Wichita State in 1999. He is married to the former Jessica Whisler of Goodland, Kan. and the couple has three children – Bryce, Brett and Brea.



ATHLETICS SENIOR STAFF



DANELLE FABIANICH

Senior Assoc.
Athletic Director for
Administration/SWA



ASHLEY BYNUM

Assoc. Athletic
Director for
Compliance/Academics



LORA McDONALD

Assoc. Athletic
Director for
Marketing & Promotions



TRUDY HENDERSON

Assoc. Athletic
Director for
External Operations



BART BELEW

Assoc. Athletic
Director for
Sports Medicine



JULIUS MCNAIR

Assoc. Athletic
Director for
Development



THIS IS UT MARTIN

COACHING STAFF

MEET THE SKYHAWKS

SEASON PREVIEW

YEAR IN REVIEW

RECORD BOOK

OHIO VALLEY CONFERENCE

THIS IS UT MARTIN

COACHING STAFF

MEET THE SKYHAWKS

SEASON PREVIEW

YEAR IN REVIEW

RECORD BOOK

24



Celebrating its 75th anniversary in 2022-23, the Ohio Valley Conference continues to build on the success that has made it the nation's eighth-oldest NCAA Division I conference.

This year the Conference welcomes three new member institutions with the additions of Lindenwood, Little Rock and Southern Indiana to the 10-member league. The OVC has had just 24 full-time members in its 75-year history.

Beth DeBauche, who was named one of nine voting members of the new NCAA Board of Governors in June 2022, was named the seventh full-time Commissioner in league history on July 28, 2009. The last three commissioners of the OVC have moved onto jobs as the commissioner of the Big Ten, Big 12 and the Mid-American Conferences.

The OVC's proud history dates back to 1948, but seeds for the new league were actually planted in 1941. It was then that Roy Stewart, the athletics director at Murray State, Charles "Turkey" Hughes, the athletics director at Eastern Kentucky, and Kelly Thompson, the public relations director at Western Kentucky, first broached the idea of forming a new conference. Discussions were put on hold by World War II, but reemerged February 27-28, 1948 at the Kentucky Hotel in Louisville as the three original institutions combined with Morehead State, Louisville and Evansville to form the OVC.

In the 1950s, the OVC became a pioneer on a much more significant scale socially. During times of racial segregation, league member Morehead State became one of the first non-traditionally black mid-southern institutions to accept a black student. In 1958 Marshall Banks earned athletically-related aid at Morehead, which signed a second black athlete, Howard Murphy, a year later. In 1961 Murphy earned all-conference recognition as a halfback in football. With racial barriers broken, the rest of the institutions in the league began to provide educational and athletic opportunities to African-Americans.

After Title IX legislation passed in 1972, women's athletics began a rebirth on the national scene as the NCAA began sponsoring and marketing women's sports. Recognizing the need to provide increased opportunities for female athletes, the OVC began formulating plans for women's athletics in 1975 and established women's championships in the sports of basketball, tennis and track in 1977, with cross country and volleyball added over the next four years. Those sports were initially governed by the Association of Intercollegiate Athletics for Women (IAIW), but the overall strength of women's programs in the league was demonstrated by the automatic bids the OVC instantly received when the NCAA became the governing body in 1982. The conference added women's golf and softball in 1994, women's soccer in 1998 and beach volleyball in 2020.

Through the past 74 years, 15 teams have won or shared the league's football title. The list is led by former member Eastern Kentucky, winner of 21 outright or shared football crowns. Former member Middle Tennessee is next with 11 titles and followed by Tennessee Tech with 10, former member Jacksonville State with nine and Murray State and former member Western Kentucky with eight apiece. Eastern Illinois has seven crowns while Morehead State, Southeast Missouri, Tennessee State, UT Martin and former members Austin Peay, Evansville and East Tennessee State have captured two apiece. Youngstown State won one title during its tenure in the league.

Murray State and Evansville tied for the initial football championship, and the Racers participated in the first-ever bowl game by an OVC team, tying Sul Ross State 21-21 in the 1948 Tangerine Bowl. From 1948 to 1975, OVC teams played in 15 bowl games, winning eight of them. Eastern Kentucky and Western Kentucky were also participants in the NCAA Division II playoffs in the early and mid-1970s prior to the NCAA's reclassification of football programs into Division I-AA. The term "I-AA" lasted until the end of the 2006 season when it was changed to Division I Football Championship Subdivision (FCS).

The first Division I-AA/ FCS football playoff was held in 1978 with only four teams, which is the only year through present day that the OVC did not field a playoff representative. In 1979, four of the nation's top teams were invited to the playoffs, and two of them - Eastern Kentucky and Murray State - were from the OVC. Murray dropped its semifinal game to Lehigh, but the Colonels nipped Nevada-Reno in double overtime and claimed the national championship a week later with a 30-7 victory over Lehigh. EKV was coached by former All-America quarterback Roy Kidd, who was in his 16th year at the helm of his alma mater and who skippered the Colonels to a second national title three years later. Following the 2002 season, Kidd retired after 39 years at EKV; upon retirement, he ranked sixth all-time among Division I coaches with 315 victories, earning him a spot in the College Football Hall of Fame.

In addition to Kidd, other coaching legends in the OVC include Charles "Bubber" Murphy, who coached at Middle Tennessee from 1947-1968, Western Kentucky's Jimmy Feix (1968-83), Wilburn Tucker (1954-67) and Don Wade (1968-82) of Tennessee Tech, Bill Ferguson (1967-77) of Murray State, Guy Penny (1959-67) of Morehead State and Boots Donnelly (1977-78 at Austin Peay; 1979-1998 at Middle Tennessee). Following the 2011 season Eastern Illinois head coach Bob Spoo retired after 25 years at the school (the last 16 as members of the OVC). In his time as an OVC coach he compiled 92 total victories and 68 OVC wins and was inducted into the OVC Hall of Fame in 2012. In 2016 former Murray State head coach Frank Beamer (1981-86) was inducted into the OVC Hall of Fame; he introduced his wide tackle six defense to the OVC and compiled a 43-23-2

record with the Racers before leaving for his alma mater Virginia Tech where he won 280 games in 29 seasons.

A sampling of former OVC football stars, some of whom were All-Americans during their collegiate careers before achieving stardom at the professional ranks, include Jim Youngblood and Larry Schreiber (Tennessee Tech), Phil Simms (Morehead State), Virgil Livers and Dale Lindsey (Western Kentucky), Myron Guyton and Chad Bratzke (Eastern Kentucky), Cortland Finnegan (Samford) and Tony Romo and Jimmy Garoppolo (Eastern Illinois). In 2008, former Tennessee State standout Dominique Rodgers-Cromartie became just the fourth NFL First Round draft pick in OVC history when he was selected 16th overall by the Arizona Cardinals. He would break into the starting lineup halfway through his rookie season and started at cornerback for the Cardinals in Super Bowl XLIII.

The 2007 season also brought new vernacular to the Ohio Valley Conference and the division formerly known as I-AA. Beginning with the 2006 National Championship game the term I-AA was changed to NCAA Football Championship Subdivision (FCS) in a decision by the Division I Board of Directors. The new label was chosen to communicate in a positive and clear manner the unique differences between Division I football categories (chiefly, the post-season opportunity) while still defining them within the Division I experience. The FCS includes programs that compete in an effort to participate in the NCAA championship postseason structure (one of 90 NCAA national championships) as opposed to the Football Bowl Subdivision (FBS) which competes in an effort to participate in the postseason bowl system (the 43 NCAA-licensed events which includes the College Football Playoff).

The 2013 season saw the OVC snap a 19-game playoff losing streak dating back to the 2000 season. Tennessee State shutout Butler (marking the first OVC road playoff victory since 1986) to snap the streak while later that day Jacksonville State smashed Samford in the first round. A week later Eastern Illinois beat Tennessee State while Jacksonville State won at McNeese State to each advance to the quarterfinals; that marked the first time the OVC put two teams in the quarterfinals in the same season since 1991.

In 2015 Jacksonville State ascended to No. 1 in both major Top 25 polls, becoming the first OVC team to be ranked No. 1 since the 1999 season. The Gamecocks would go on to complete its second-straight 8-0 Conference mark and won three playoff games to become the first OVC team to advance to the Division I National Championship Game since 1982 (Eastern Kentucky). JSU lost to North Dakota State in the title game but finished the year 13-2 overall and ranked No. 2 in the final Top 25 polls.

A first in the OVC occurred in 2008, when the league had a first round draft pick in both the NFL (Tennessee State's Dominique Rodgers-Cromartie) and Major League Baseball (Eastern Kentucky's Christian Friedrich) Drafts in the same school year. A year later (2009) the league had a Major League Baseball First Round Compensation Round pick (Eastern Illinois' Tyler Kehr who was No. 48 overall) and NBA Second Round pick (UT Martin's Lester Hudson) in the same season.

In March 2020 due to the COVID-19 public health emergency, spring sports were canceled across the OVC and the NCAA (including all winter and spring NCAA Championships). Conference play for Fall 2020 sports (football, soccer, volleyball, cross country) was pushed to the spring which saw every OVC Championship successfully completed in just a 112-day span (and all but one taking place in a 90-day span).

The playing field is not the only place where OVC athletes are working hard. The league also recognizes excellence in the classroom. Six Scholar-Athlete Awards are presented yearly to male and female athletes, while others are commended for their academic success by being Medal of Honor recipients or earning a spot on the Commissioner's Honor Roll. Additionally, the league annually presents one institutional Academic Achievement Award, as well as separate team awards in each Conference-sponsored sport. Since the College Sports Information Directors of America (CoSIDA) Academic All-America program began, the Ohio Valley Conference has had 308 student-athletes honored with the award.

Through the early years of the league, administrators wrestled with fan behavior due to the close proximity of the Conference members and the intense rivalries which developed. Just as it did decades ago, the OVC took the leadership role on what has become a national issue. In 1995, the OVC implemented a first-of-its-kind "Sportsmanship Statement," a policy which promotes principles of fair play, ethical conduct and respect for one's opponent. The statement has become a model for others to follow across the nation and has answered the challenge of the NCAA Presidents Commission to improve sportsmanship in collegiate athletics.

Additionally, the OVC annually presents the Steve Hamilton Sportsmanship Award, in honor of the former Morehead State student-athlete, coach and athletics director, to a junior or senior student-athlete with significant athletic contributions who best exemplifies the characteristics of sportsmanship and citizenship. Most recently, the Conference has also implemented the OVC Institutional and Team Sportsmanship Awards, which are presented to one institution and 19 sport-specific teams voted by their peers to have best exhibited the standards of sportsmanship and ethical conduct as outlined by the OVC and NCAA.

The Ohio Valley Conference sponsors the following sports: baseball, basketball, cross country, football, golf and track for men, and basketball, cross country, golf, soccer, softball, tennis, track, volleyball and beach volleyball for women. In addition, the OVC also sponsors the combined men's and women's sport of rifle. For men's tennis, in July 2022 the OVC and Horizon League partnered to combine their teams to compete for the NCAA AQ at the Horizon League Championship. In July 2023, the OVC and Big South Conferences will begin a similar joint partnership for the sport of football.

SCHOOL WEBSITES

Ohio Valley Conference	OVCsports.com
Eastern Illinois	EIUpanthers.com
Lindenwood	LindenwoodLions.com
Little Rock	LRTrojans.com
Morehead State	MSUEagles.com
Murray State	GoRacers.com
Southeast Missouri	GoSoutheast.com
SIUE	SIUEougars.com
Southern Indiana	USIScreamingEagles.com
Tennessee State	TSUTigers.com
Tennessee Tech	TTUSports.com
UT Martin	UTMSports.com

OVC MEMBERSHIP

Eastern Illinois University
Charleston, Ill.
Member since 1996

Lindenwood University
St. Charles, Mo.
Member since 2022

University of Little Rock
Little Rock, Ark.
Member since 2022

Morehead State University
Morehead, Ky.
Member since 1948

Murray State University
(Football and Rifle Only)
Murray, Ky.
Member since 1948

Southeast Missouri State University
Cape Girardeau, Mo.
Member since 1991

Southern Illinois University Edwardsville
Edwardsville, Ill.
Member since 2008

Tennessee State University
Nashville, Tenn.
Member since 1986

Tennessee Technological University
Cookeville, Tenn.
Member since 1949

University of Southern Indiana
Evansville, Ind.
Member since 2022

University of Tennessee at Martin
Martin, Tenn.
Member since 1992



MEDIA INFORMATION

OVC COMMUNICATIONS

For more information on the OVC during the year, please contact the OVC Communications Department. Kyle Schwartz, Assistant Commissioner for Strategic Communications, serves as the football contact and can be reached at (615) 690-6685 or kschwartz@ovc.org.

OVCSPORTS.COM

The official Website of the Ohio Valley Conference is OVCsports.com. The website is a direct partnership with SIDEARM Sports. The Website contains all the latest news on the conference including releases, statistics and standings.

ONLINE PRESS BOX

The OVC Football Online Press Box is a one-stop shop for gathering information about the OVC and its member schools. Media can access it at www.OVCsports.com/footballpressbox or via links on the Football page at OVCsports.com. There you will find important related files and links for every OVC school in one place.

OVC COACHES WEEKLY ZOOM

During the regular season a weekly Zoom featuring the league's head coaches will be held every Tuesday morning. The first session will take place on Tuesday, August 31. A schedule of what times coaches will appear weekly is below. For information on how to access the Zoom, please contact Kyle Schwartz in the OVC Office (615-690-6685 or kschwartz@ovc.org).

10:10 - Dean Hood, Murray State
10:40 - Jason Simpson, UT Martin
10:50 - Chris Wilkerson, Eastern Illinois
11:10 - Dewayne Alexander, Tennessee Tech
11:20 - Tom Matukewicz, SEMO
11:30 - Jed Stugart, Lindenwood
11:50 - Eddie George, Tennessee State

ESPN+

ESPN+ is the exclusive home for live web streamed athletic contests involving OVC schools. ESPN+ is a multi-sport, direct-to-consumer subscription streaming service from The Walt Disney Company Direct-to-Consumer & International segment and ESPN. It offers fans thousands of additional live events, on-demand content and original programming not available on ESPN's linear TV or digital networks. ESPN+ is an integrated part of the completely redesigned ESPN App and also available through ESPN.com. Fans can subscribe to ESPN+ through the ESPN App for \$6.99 a month (or \$69.99 per year) or as part of a bundle with Disney+ and ad-supported Hulu (\$13.99/month).

OVC AND SOCIAL MEDIA

Media and fans can get the latest updates on Ohio Valley Conference happenings by using the social media outlets including Twitter, Facebook, Instagram and Snapchat. Followers and fans of the OVC on each application will get breaking news first and have the chance to access special content and receive special deals. The OVC can be found on Twitter at <http://www.twitter.com/ovcsports>, Facebook at <http://www.facebook.com/ovcsports> and on Instagram and Snapchat with the handle "ovcsports." The OVC also has a YouTube channel (<http://www.YouTube.com/ohiovalleyconference>) for the latest videos and a blog located at <http://www.OVCExtra.com>.

OVC PLAYERS OF THE WEEK

The OVC will name an Offensive, Defensive, Special Teams and Newcomer of the Week each Sunday afternoon during the regular season. A full report featuring league standings, statistics and weekly matchups will be available on Monday afternoons. The release will be posted on OVCsports.com and emailed to local and national media. If you would like to be added to the distribution list send an email to kschwartz@ovc.org.



OHIO VALLEY CONFERENCE



PRESEASON ALL-OVC SELECTIONS

Predicted Order of Finish

1. UT Martin (10 first-place votes)	70
2. Southeast Missouri (3)	59
3. Murray State	51
4. Tennessee State (1)	46
5. Tennessee Tech	29
6. Eastern Illinois	20
7. Lindenwood	19

Preseason All-OVC Team

Preseason Offensive Player of the Year

Geno Hess (RB), Southeast Missouri

Preseason Defensive Player of the Year

John H. Ford II (LB), UT Martin

OFFENSE

QB - Draylen Ellis, Tennessee State

QB - Cade Brister, Lindenwood

QB - DJ Williams, Murray State

RB - Devon Starling, Tennessee State

RB - Geno Hess, Southeast Missouri

RB - Zak Wallace, UT Martin

RB - David Gist, Tennessee Tech

RB - Damonta Witherspoon, Murray State

WR - Johnny King, Southeast Missouri

WR - Zaire Thornton, Tennessee State

WR - Quintin Cross, Tennessee Tech

WR - Isaiah Hill, Eastern Illinois

WR - LaMartez Brooks, Murray State

WR - Colton Dowell, UT Martin

TE - Jay Vallie, Eastern Illinois

OL - Levi Nesler, Murray State

OL - Zack Gieg, Southeast Missouri

OL - Matthan Hatchie, UT Martin

OL - Robert Lacey, Tennessee State

OL - Nate Korte, Southeast Missouri

OL - Gavin Olson, UT Martin

OL - Lamar Morgan, UT Martin

DEFENSE

DE - Jordan Miles, Eastern Illinois

DT - Teray Jones, Tennessee State

DT - Tadarrius Patterson, Tennessee State

DE - Tim Varga, Eastern Illinois

OLB - Darnel Victor, Murray State

ILB - John H. Ford II, UT Martin

ILB - Eric Samuta, Murray State

ILB - Bryce Norman, Southeast Missouri

OLB - James Green, Tennessee State

CB - Oshae Baker, UT Martin

CB - Russell Dandy, Eastern Illinois

SAF - Josh Reliford, Tennessee Tech

SAF - Deven Sims, UT Martin

SAF - Kai Ross, Lindenwood

NB - Jordan Vincent, Eastern Illinois

SPECIALISTS

K - Aaron Baum, Murray State

P - Zach Haynes, Southeast Missouri

KR/PR - Dayron Johnson, Tennessee State

NEWCOMERS TO WATCH

LB - Foday Jalloh, Eastern Illinois

WR - Kobe Smith, Lindenwood

DL - Nate Chambers, Murray State

WR - Ryan Flournoy, Southeast Missouri

LB - K'Vaughn Pope, Tennessee State

QB - Jeremiah Oatsvall, Tennessee Tech

DB - Shaun Lewis, UT Martin

2022 OVC SEASON NOTES / PREVIEW

Let's Get It Started: The 75th season of Ohio Valley Conference football is scheduled to get underway on Thursday, September 1. The OVC is made up of seven football-playing schools in 2022. Since its beginning, 15 of the 19 total schools that have played football in the league have claimed at least one championship.

2022 Schedule: The 2022 OVC football schedule features the seven league members playing five Conference games apiece (the exception being new member Lindenwood who will play four). There is not a full round robin this year as most teams non-conference schedules were full (including a previously announced non-conference scheduling partnership with the Southland Conference) when Lindenwood joined the league in February 2022. Eastern Illinois and Lindenwood will play on October 15 but will not count in the OVC standings.

Top 25 Rankings: Every current OVC team (except newly Division I Lindenwood) has been ranked in the Top 25 polls for at least one week over the past six years (2016-21).

Recent Playoff Success: The OVC is one of just four FCS Conferences to have six different teams win a playoff game over the past nine years (2013-2021). Over that time Austin Peay, Eastern Illinois, Jacksonville State, Southeast Missouri, Tennessee State and UT Martin have all won at least one game while representing the OVC. The other conferences to have six different teams win over that period are the CAA, Missouri Valley and Southern Conferences.

More on the Playoffs: Beginning with the 2001 season the OVC went until 2013 without a FCS Playoff victory. But over the past nine seasons OVC teams have performed well in the playoffs, winning 13 total games and advancing to the FCS Quarterfinals three times in the past seven seasons. In 2013 the OVC placed three teams in the field for the first-time ever (each won a game) and in 2015 the league had a team advance to the National Championship game (the first for the league since 1982).

The FCS Playoffs: In 2010 the Football Championship Subdivision (FCS) playoff field expanded to 20 teams, up from 16 previously, and in 2013 the field increased to 24 for the first time. The expansion in 2010 to 20 teams was the first since the field grew from 12 to 16 teams in 1997. The 24-team field is comprised of 10 automatic bids and 14 at-large berths. There are eight first round matchups (16 total teams), while eight (8) teams receive a bye into the second round. For the 13th time in 2022, the championship game will be played in Frisco, Texas at Toyota Stadium, a 20,500-seat multi-purpose stadium. The Southland Conference will serve as the host of the championship, which will be held on Saturday, January 7.

Multiple OVC Teams in the Playoffs: In the 44 years of the FCS Playoffs (which started in 1978), the OVC has placed multiple teams in the field 23 times, including seven of the past 12 years (2010, 2011, 2013, 2014, 2015, 2018, 2019) and nine of the past 16 seasons.

OVC and Big South Association: In February 2022 the Big South Conference and Ohio Valley Conference announced the creation of an association of their football member institutions, to begin with the 2023 NCAA Division I football season and have an initial term of at least four years. The unique agreement combines the two conferences' football membership to ensure NCAA championship access and stability for the multisport conferences. In creating the association, presidents from each of the multisport conferences pointed to the similarities of the OVC and the Big South, with their complementary geographies and intercollegiate athletic philosophies, as key to making this association possible.

The OVC vs. the FBS: In seven of the past 11 seasons an OVC team has knocked off a Football Bowl Subdivision (FBS) opponent (2010, 2012, 2013, 2014, 2016, 2017, 2020). OVC teams are 36-258-1 all-time against FBS opponents with eight games on the 2022 schedule.

2021 OVC STANDINGS

SCHOOL	CONF	PCT.	OVERALL	PCT.	HOME	AWAY	NEUTRAL	STREAK
#13/12 UT Martin	5-1	.833	10-3	.769	5-0	5-3	0-0	L1
Austin Peay	4-2	.667	6-5	.545	3-2	3-3	0-0	W3
Southeast Missouri	4-2	.667	4-7	.364	3-2	1-5	0-0	W1
Murray State	3-3	.500	6-5	.545	4-1	2-4	0-0	W3
Tennessee State	3-3	.500	5-6	.455	3-1	2-3	0-2	L3
Tennessee Tech	1-5	.167	3-8	.273	2-3	1-5	0-0	L3
Eastern Illinois	1-5	.167	1-10	.091	0-4	1-6	0-0	L6

STATS/FCS COACHES

	AP	EIU	MUR	SEMO	TSU	TTU	UTM
PRESEASON	20/25	-/-	RV/RV	RV/-	-/-	-/-	-/-
SEPT. 6	17/18	-	RV/RV	-	-	-	-
SEPT. 13	19/21	-	RV/RV	-	-	-	-
SEPT. 20	19/20	-	RV/RV	-	-	-	RV/-
SEPT. 27	RV/RV	-	RV/RV	-	-	-	23/24
OCT. 4	-/RV	-	RV/RV	-	-	-	21/21
OCT. 11	-	-	-	-	-	-	17/16
OCT. 18	-	-	-	-	-	-	13/13
OCT. 25	-	-	-	-	-	-	12/13
NOV. 1	-	-	-	-	-	-	15/11
NOV. 8	-	-	-	-	-	-	13/10
NOV. 15	-	-	-	-	-	-	13/8
NOV. 22	-/RV	-	-	-	-	-	13/16
FINAL	-	-	-	-	-	-	12/13



OHIO VALLEY CONFERENCE



2022 OVC SEASON NOTES / PREVIEW

FCS Playoff/OVC Tiebreaker: The participants in the 2022 NCAA Football Championship Subdivision (formerly I-AA) Playoff s will be announced on Sunday, Nov. 20. In the event of a tie for the OVC Championship, the following procedures will be used to break all ties and to determine the league's NCAA playoff representative. Since teams are playing an unbalanced Conference schedule, two or more teams will be considered co-champions if they have the same number of losses.

TWO-WAY TIES

- A two-way tie shall exist only if the tied teams have the same number of losses.
- Should two teams have the same number of losses, and the two teams played each other during the conference season, the winner of the head-to-head contest shall be the league's postseason representative.
- If the two tied teams have the same number of losses, but did not play each other during the conference season, the following procedure shall be utilized to break the tie:
 - A comparison of each team's head-to-head record against the team occupying the highest position in the conference standings that each team has played. If one team won its game, they shall be declared the representative.
 - Should the procedure outlined in item 1 fail to break the tie, the process will continue to the next-place team and beyond until the tie is broken.
 - When arriving at a group of tied teams that each team has played, composite records between the tying teams shall be utilized to determine if one of the tied teams has won more games against the group of tied teams.
 - If the procedures described previously fail to break the tie, the representative shall be determined by a coin flip.

MULTIPLE TIES

- A multiple tie (three or more teams) shall exist only if the tied teams have the same number of losses.
 - If all of the teams involved in the multiple tie played each other during the conference season, then the composite records among the tied teams shall be compared to break the tie.
 - If the process outlined in step B reduces the tie to a tie among two teams, the two-team tiebreaker formula shall then be utilized.
 - If not all of the tied teams played each other during the regular season, or if step B does not break or reduce the tie, the following procedure shall be utilized:
 - A comparison of each of the tied teams' head-to-head record against the team occupying the highest position in the conference standings that each team has played. If one team won its game, they shall be declared the representative.
 - Should the procedure outlined in item 1 fail to break the tie, the process will continue to the next-place team and beyond until the tie is broken.
 - When arriving at another group of tied teams, composite records between the tying teams shall be utilized to determine if one of the tied teams has won more games against the group of tied teams.
 - If the procedures described previously fail to break the tie, the representative shall be determined by a blind draw.
 - If a transitioning school wins the tiebreaker, they would be removed from consideration and the procedure would start over again from step B with the remaining teams.
- Note: The Lindenwood/EIU game is considered a non-conference contest and does not count for purposes of the conference standings or tiebreakers.

2021 OVC PLAYERS OF THE WEEK

OVC OFFENSIVE PLAYER OF THE WEEK			OVC DEFENSIVE PLAYER OF THE WEEK		
Date	Player	Team	Date	Player	Team
Sept. 5	Preston Rice	Murray State	Sept. 5	Johnathon Edwards	Austin Peay
Sept. 12	Peyton Logan	UT Martin	Sept. 12	D'Carrious Stephens	UT Martin
Sept. 19	Peyton Logan	UT Martin	Sept. 19	John Ford	UT Martin
	Draylen Ellis	Austin Peay		Jack McDonald	Austin Peay
Sept. 26	Keon Howard	UT Martin	Sept. 26	Jordan Miles	Eastern Illinois
	Geno Hess	Southeast Missouri	Oct. 3	Russell Dandy	Eastern Illinois
Oct. 3	Jeremy Hickbottom	Tennessee State	Oct. 10	Brandon Mincey	Southeast Missouri
Oct. 10	Keon Howard	UT Martin	Oct. 17	D'Carrious Stephens	UT Martin
	Geno Hess	Southeast Missouri	Oct. 24	James Green	Tennessee State
Oct. 17	Zak Wallace	UT Martin		Devin Squires	Tennessee Tech
	DJ Williams	Murray State	Oct. 31	Eyabi Anoma	UT Martin
Oct. 24	Ahmaad Tanner	Austin Peay		Koby Perry	Austin Peay
Oct. 31	Jeremy Hickbottom	Tennessee State	Nov. 7	Johnathon Edwards	Austin Peay
Nov. 7	Zak Wallace	UT Martin		Marcis Floyd	Murray State
	Draylen Ellis	Austin Peay	Nov. 14	Trai Hodges	Southeast Missouri
Nov. 14	Draylen Ellis	Austin Peay	Nov. 21	Shamari Simmons	Austin Peay
	DJ Williams	Murray State			
Nov. 21	Drae McCray	Austin Peay			
OVC SPECIALIST OF THE WEEK			OVC NEWCOMER OF THE WEEK		
Date	Player	Team	Date	Player	Team
Sept. 5	Tyler Larco	UT Martin	Sept. 5	Keon Howard	UT Martin
Sept. 12	Logen Neidhardt	Eastern Illinois	Sept. 12	Keon Howard	UT Martin
Sept. 19	Zach Haynes	Southeast Missouri	Sept. 19	Rodell Rahmaan	Tennessee State
Sept. 26	Tyler Larco	UT Martin	Sept. 26	Zoe Roberts	UT Martin
	Kenny Doak	Southeast Missouri	Oct. 3	Russell Dandy	Eastern Illinois
Oct. 3	Aaron Baum	Murray State	Oct. 10	Zak Wallace	UT Martin
Oct. 10	Hayden Olsen	Tennessee Tech	Oct. 17	Zak Wallace	UT Martin
Oct. 17	Malik Honeycutt	Murray State		DJ Williams	Murray State
Oct. 24	Kenny Doak	Southeast Missouri	Oct. 24	Keon Howard	UT Martin
Oct. 31	Zach Haynes	Southeast Missouri	Oct. 31	Eyabi Anoma	UT Martin
Nov. 7	Aaron Baum	Murray State		Jeremy Hickbottom	Tennessee State
Nov. 14	Maddux Trujillo	Austin Peay	Nov. 7	Keon Howard	UT Martin
Nov. 21	Aaron Baum	Murray State		Drae McCray	Austin Peay
			Nov. 14	Keon Howard	UT Martin
				Drae McCray	Austin Peay
			Nov. 21	Drae McCray	Austin Peay

RETURNING STATISTICAL LEADERS

Following are a look at the top statistical returners this season based on their production during the 2021 season (current year of eligibility indicated in parenthesis).

Passing	Comp.-Att.	Yds.	TD/Int.
Draylen Ellis, TSU (Jr.)	192-353	2626	19/8
CJ Ogbonna, SEMO (Sr.)	111-220	1521	12/8
DJ Williams, MUR (So.)	83-151	1020	3/4

Rushing	Att.	Yds.	TD's
Geno Hess, SEMO (Sr.)	203	1116	14
Damonta Witherspoon, MUR (Jr.)	212	912	8
David Gist, TTU (Sr.)	184	901	8
Devon Starling, TSU (Jr.)	180	800	3
Zak Wallace, UTM (So.)	148	807	15

Receiving	Rec.	Yds.	TD's
Quinton Cross, TTU (Jr.)	41	574	3
LaMarte Brooks, MUR (Sr.)	33	447	1
Johnny King, SEMO (Sr.)	24	449	5
Zaire Thornton, TSU (So.)	26	398	2

Tackles	UT	AT	Total
Colin Bohanek, EIU (So.)	44	45	89
Jahsun Bryant, TTU (Sr.)	43	32	75
Deven Sims, UTM (Grad.)	41	36	77
James Green, TSU (Sr.)	41	36	77
Eric Samuta, MUR (Sr.)	35	41	76

Sacks	Sacks	Yds.
Tadarius Patterson, TSU (Sr.)	5.5	28
Jordan Miles, EIU (So.)	4.0	26
Tim Varga, EIU (Jr.)	4.0	19
Colin Bohanek, EIU (So.)	3.5	29

Interceptions	Int.	Yds.	TD's
Trai Hodges, SEMO (Sr.)	4	10	0
John H. Ford II, UTM (Grad.)	4	163	1
Oshae Baker, UTM (Sr.)	4	47	0
Davontae McKee, MUR (Jr.)	2	21	0
Quinaz Turner, MUR (Sr.)	2	28	0
Russell Dandy, EIU (Sr.)	2	0	0

ALL-TIME COACHING VICTORIES

Former EIU coach Roy Kidd, who is in the College Football Hall of Fame, finished his career with 315 overall and 207 OVC victories, both of which are OVC records. In total 99 coaches have led programs while a member of the OVC from 1948 to the present.

Coach	Years	Record
1. Roy Kidd (EKU)	1964-02	315-123-8 (.715)
2. Boots Donnelly (AP/MT)	1977-78, 78-98	154-94-1 (.620)
3. Charles Murphy (MTSU)	1952-68	117-53-5 (.683)
4. Jason Simpson (UTM)	2006-present	100-80 (.555)
5. Jimmy Feix (WKU)	1968-81	99-43-5 (.690)
6. Bob Spoo (EIU)	1996-11	92-82 (.529)
7. Don Wade (TTU)	1968-82	81-78-3 (.509)
8. Jack Crowe (JSU)	2003-12	73-39 (.652)
9. Wilburn Tucker (TTU)	1954-67	70-66-5 (.514)
10. John Grass (JSU)	2014-20	68-21 (.764)

Active Coaches

11. Dean Hood (EKU/MUR)	2008-15, 20-pres	66-45 (.594)
23. Tom Matukewicz (SEM)	2014-present	41-49 (.455)
68. Dewayne Alexander (TTU)	2018-present	12-29 (.292)
81. Eddie George (TSU)	2021-present	5-6 (.454)
- Jed Stugard (LU)	2022-present	0-0 (.000)
- Chris Wilkerson (EIU)	2022-present	0-0 (.000)

Note: Wins are in all games while team has been a member of the Ohio Valley Conference.



OHIO VALLEY CONFERENCE



UT Martin **
Austin Peay
Southeast Missouri
Murray State
Tennessee State
Tennessee Tech
Eastern Illinois

OVC GAMES						
W	L	Pct.	PF	PA	Strk.	
5	1	.833	190	111	L1	
4	2	.667	203	106	W3	
4	2	.667	173	113	W1	
3	3	.500	131	172	W3	
3	3	.500	116	158	L2	
1	5	.167	105	187	L4	
1	5	.167	99	170	L5	

ALL GAMES												
W	L	Pct.	PF	PA	Home	Away	Neutral	Strk.				
10	3	.769	390	325	5-0	5-3	0-0	L1				
6	5	.545	358	274	3-2	3-3	0-0	W3				
4	7	.364	297	341	3-2	1-5	0-0	W1				
6	5	.545	237	278	4-1	2-4	0-0	W3				
5	6	.455	217	296	3-1	2-3	0-2	L3				
3	8	.273	202	350	2-3	1-5	0-0	L3				
1	10	.091	160	312	0-4	1-6	0-0	L6				

* - OVC Champion

- NCAA FCS Playoff Participant

TOTAL OFFENSE																
	G	RUSH	PASS	PLAYS	YDS	AVG/P	TD	YDS/G								
1. Austin Peay	11	1613	3010	831	4623	5.6	42	420.3								
2. UT Martin	13	2692	2316	868	5008	5.8	49	385.2								
3. Southeast Missouri	11	2146	1821	718	3967	5.5	35	360.6								
4. Murray State	11	2034	1775	730	3809	5.2	27	346.3								
5. Tennessee State	11	1262	2240	684	3502	5.1	26	318.4								
6. Tennessee Tech	11	1554	1760	714	3314	4.6	25	301.3								
7. Eastern Illinois	11	998	2143	732	3141	4.3	17	285.5								

RUSHING OFFENSE																
	G	ATT	YDS	AVG	TD	YDS/G										
1. UT Martin	13	506	2692	5.3	32	207.1										
2. Southeast Missouri	11	440	2146	4.9	21	195.1										
3. Murray State	11	453	2034	4.5	22	184.9										
4. Austin Peay	11	415	1613	3.9	19	146.6										
5. Tennessee Tech	11	403	1554	3.9	15	141.3										
6. Tennessee State	11	364	1262	3.5	13	114.7										
7. Eastern Illinois	11	335	998	3.0	9	90.7										

PASS OFFENSE																
	G	ATT	CMP	INT	PCT	YDS	AVG	TD	YDS/G							
1. Austin Peay	11	416	227	9	54.6	3010	7.2	23	273.6							
2. Tennessee State	11	320	179	6	55.9	2240	7.0	13	203.6							
3. Eastern Illinois	11	397	189	17	47.6	2143	5.4	8	194.8							
4. UT Martin	13	362	208	10	57.5	2316	6.4	17	178.2							
5. Southeast Missouri	11	278	138	9	49.6	1821	6.6	14	165.5							
6. Murray State	11	277	147	15	53.1	1775	6.4	5	161.4							
7. Tennessee Tech	11	311	164	19	52.7	1760	5.7	10	160.0							

SCORING OFFENSE																
	G	TD	XP	2XP	DXP	FG	SAF	PTS	AVG							
1. Austin Peay	11	46	36	2	0	14	0	358	32.5							
2. UT Martin	13	53	49	0	0	7	1	390	30.0							
3. Southeast Missouri	11	37	36	0	0	13	0	297	27.0							
4. Murray State	11	29	25	0	1	12	0	237	21.5							
5. Tennessee State	11	27	21	2	0	10	0	217	19.7							
6. Tennessee Tech	11	26	25	0	0	7	0	202	18.4							
7. Eastern Illinois	11	20	14	1	0	8	0	160	14.5							

KICKOFF RETURNS																
	G	RET	YDS	TD	AVG											
1. Southeast Missouri	11	26	669	1	25.7											
2. Tennessee State	11	37	731	1	19.8											
3. Murray State	11	28	504	0	18.0											
4. Eastern Illinois	11	12	205	0	17.1											
5. Austin Peay	11	28	448	0	16.0											
6. UT Martin	13	12	181	0	15.1											
7. Tennessee Tech	11	23	279	0	12.1											

PUNTING																
	G	NO	YDS	AVG	PR	YDS	TBg	NET/P								
1. Tennessee State	11	20	213	0	10.6											
2. Murray State	11	19	182	1	9.6											
3. Tennessee Tech	11	20	176	0	8.8											
4. Eastern Illinois	11	7	58	1	8.3											
5. Austin Peay	11	27	176	1	6.5											
6. Southeast Missouri	11	18	116	0	6.4											
7. UT Martin	13	9	51	1	5.7											

TURNOVER MARGIN																
	G	FUM	INT	TOT	FUM	INT	TOT	MAR	PER/G							
1. Austin Peay	11	7	19	26	9	9	18	+8	0.73							
2. Southeast Missouri	11	9	11	20	5	9	14	+6	0.55							
3. UT Martin	13	8	17	25	10	10	20	+5	0.38							
4. Tennessee State	11	5	7	12	8	6	14	-2	-0.18							
5. Eastern Illinois	11	14	4	18	6	17	23	-5	-0.45							
6. Murray State	11	5	6	11	8	15	23	-12	-1.09							
7. Tennessee Tech	11	6	3	9	8	19	27	-18	-1.64							



OHIO VALLEY CONFERENCE



PASSING										
	CL	G	ATT	CMP	INT	PCT.	YDS	TD	AVG/G	
1. ELLIS, Draylen, APSU	SO	9	353	192	8	54.4	2626	19	291.8	
2. HICKBOTTOM, Jeremy, TSU	SR	10	241	139	4	57.7	1816	12	181.6	
3. HOWARD, Keon, UTM	SR	10	258	154	7	59.7	1811	15	181.1	
4. OGBONNA, CJ, SEMO	JR	11	220	111	8	50.5	1521	12	138.3	
5. KUHNS, Otto, EIU	FR	9	200	93	10	46.5	1134	6	126.0	
6. WILLIAMS, DJ, MUR	FR	11	151	83	4	55.0	1020	3	92.7	
7. MILLER, Willie, TTU	SO	10	116	54	7	46.6	648	5	64.8	
8. LAYMAN, Sheldon, APSU	JR	9	57	34	1	59.6	353	3	39.2	
9. BRYANT, Deveon, TSU	SO	9	42	20	1	47.6	256	0	28.4	
10. HAYNES, Zach, SEMO	JR	11	1	1	0	100.0	35	0	3.2	

RUSHING										
	CL	G	ATT	YDS	AVG	TD	LONG	YDS/G		
1. HESS, Geno, SEMO	SR	10	203	1116	5.5	14	66	111.6		
2. LOGAN, Peyton, UTM	SR	13	156	1121	7.2	4	75	86.2		
3. WITHERSPOON, D., MURFR	11	212	912	4.3	8	39	82.9			
4. GIST, David, TTU	JR	11	184	901	4.9	8	46	81.9		
5. STARLING, Devon, TSU	FR	11	180	800	4.4	3	32	72.7		
6. TANNER, Ahmaad, APSU	SR	11	161	697	4.3	11	57	63.4		
7. WALLACE, Zak, UTM	FR	13	148	807	5.5	15	75	62.1		
8. SNEAD, Brian, APSU	SO	10	92	494	5.4	5	66	49.4		
9. WILLIAMS, DJ, MUR	FR	11	83	532	6.4	6	58	48.4		
10. HOWARD, Keon, UTM	SR	10	95	474	5.0	10	28	47.4		

TOTAL OFFENSE										
	CL	G	RUSH	PASS	PLAYS	TOTAL	YDS/G			
1. ELLIS, Draylen, APSU	SO	9	67	2626	416	2693	299.2			
2. HOWARD, Keon, UTM	SR	10	474	1811	353	2285	228.5			
3. HICKBOTTOM, Jeremy, TSU	SR	10	270	1816	308	2086	208.6			
4. OGBONNA, CJ, SEMO	JR	11	357	1521	314	1878	170.7			
5. WILLIAMS, DJ, MUR	FR	11	532	1020	234	1552	141.1			
6. KUHNS, Otto, EIU	FR	9	58	1134	255	1192	132.4			
7. HESS, Geno, SEMO	SR	10	1116	0	203	1116	111.6			
8. MILLER, Willie, TTU	SO	10	334	648	194	982	98.2			
9. LOGAN, Peyton, UTM	SR	13	1121	0	156	1121	86.2			
10. WITHERSPOON, D., MUR	FR	11	912	25	213	937	85.2			

RECEPTIONS										
	CL	G	REC	YDS	TD	LONG	AVG/C	REC/G		
1. HARLEY, Baniko, APSU	SR	9	48	793	7	53	16.5	5.33		
2. McCRAV, Drae, APSU	FR	11	53	882	8	73	16.6	4.82		
3. CROSS, Quinton, TTU	SO	11	41	574	3	62	14.0	3.73		
4. RENDER, DJ, APSU	SR	11	39	332	1	37	8.5	3.55		
5. STARLING, Devon, TSU	FR	11	37	312	0	26	8.4	3.36		
6. GIST, David, TTU	JR	11	37	220	1	25	5.9	3.36		
7. BROOKS, LaMarte, MUR	JR	10	33	447	1	54	13.5	3.30		
8. WILLIAMS, Donnell, UTM	SR	10	32	478	2	47	14.9	3.20		
9. RAHMAAN, Rodell, TSU	SR	11	30	490	6	63	16.3	2.73		
10. EVANS JR, CJ, APSU	FR	11	30	237	1	33	7.9	2.73		

RECEIVING YARDS										
	CL	G	REC	YDS	TD	LONG	YDS/C	YDS/G		
1. HARLEY, Baniko, APSU	SR	9	48	793	7	53	16.5	88.1		
2. McCRAV, Drae, APSU	FR	11	53	882	8	73	16.6	80.2		
3. CROSS, Quinton, TTU	SO	11	41	574	3	62	14.0	52.2		
4. WILLIAMS, Donnell, UTM	SR	10	32	478	2	47	14.9	47.8		
5. BROOKS, LaMarte, MUR	JR	10	33	447	1	54	13.5	44.7		
6. RAHMAAN, Rodell, TSU	SR	11	30	490	6	63	16.3	44.5		
7. KING, Johnny, SEMO	SR	11	24	449	5	55	18.7	40.8		
8. MINTER, Eugene, APSU	JR	11	23	447	4	59	19.4	40.6		
9. THORNTON, Zaire, TSU	FR	11	26	398	2	40	15.3	36.2		
10. WILLIAMS, Rodney, UTM	SR	13	29	417	3	51	14.4	32.1		

SCORING										
	CL	G	TD	XPT	FG	2XP	PTS	PTS/G		
1. HESS, Geno, SEMO	SR	10	14	0	0	0	84	8.4		
2. TRUJILLO, Maddux, APSU	FR	10	0	36	14	0	78	7.8		
3. DOAK, Kenny, SEMO	SR	10	0	33	13	0	72	7.2		
4. WALLACE, Zak, UTM	FR	13	15	0	0	0	90	6.9		
5. HOWARD, Keon, UTM	SR	10	10	0	0	0	60	6.0		
6. TANNER, Ahmaad, APSU	SR	11	11	0	0	0	66	6.0		
7. BAUM, Aaron, MUR	JR	11	0	25	12	0	61	5.5		
8. LARCO, Tyler, UTM	FR	13	0	49	7	0	70	5.4		
9. GIST, David, TTU	JR	11	9	0	0	0	54	4.9		
10. WITHERSPOON, D., MUR	FR	11	9	0	0	0	54	4.9		

ALL PURPOSE										
	CL	G	RUSH	RCV	PR	KR	YDS	AVG/G		
1. HESS, Geno, SEMO	SR	10	1116	69	0	0	1185	118.5		
2. LOGAN, Peyton, UTM	SR	13	1121	267	0	62	1450	111.5		
3. GIST, David, TTU	JR	11	901	220	0	18	1139	103.5		
4. STARLING, Devon, TSU	FR	11	800	312	0	0	1112	101.1		
5. WITHERSPOON, D., MUR	FR	11	912	170	0	0	1082	98.4		
6. HARLEY, Baniko, APSU	SR	9	0	793	61	0	854	94.9		
7. McCRAV, Drae, APSU	FR	11	1	882	39	108	1030	93.6		
8. JOHNSON, Dayron, TSU	SO	11	-9	311	156	451	909	82.6		
9. TANNER, Ahmaad, APSU	SR	11	697	48	0	0	745	67.7		
10. WALLACE, Zak, UTM	FR	13	807	11	0	25	843	64.8		

FIELD GOALS										
	CL	G	FG	FGA	PCT.	FG/G				
1. TRUJILLO, Maddux, APSU	FR	10	14	18	77.8	1.40				
2. DOAK, Kenny, SEMO	SR	10	13	19	68.4	1.30				
3. BAUM, Aaron, MUR	JR	11	12	18	66.7	1.09				
4. ZITA, Antonio, TSU	JR	9	8	16	50.0	0.89				
5. GALLOWAY, Stone, EIU	SO	10	8	13	61.5	0.80				
6. OLSEN, Hayden, TTU	FR	11	7	9	77.8	0.64				
7. LARCO, Tyler, UTM	FR	13	7	15	46.7	0.54				
8. LOWERY, James, TSU	FR	10	2	2	100.0	0.20				

PUNTING										
	CL	G	PUNT	YDS	LONG	AVG				
1. MOSLEY, Kaleb, TSU	JR	11	62	2584	61	41.7				
2. NEIDHARDT, Logen, EIU	FR	11	59	2449	72	41.5				
3. HAYNES, Zach, SEMO	JR	11	66	2716	76	41.2				
4. RIGNEY, Matt, APSU	SO	11	55	2240	60	40.7				
5. LARCO, Tyler, UTM	FR	13	60	2398	68	40.0				
6. HALTON, Lewis, MUR	SO	11	51	1902	52	37.3				
7. OLSEN, Hayden, TTU	FR	11	35	1253	52	35.8				

INTERCEPTIONS										
	CL	G	INT	YDS	TD	LONG	INT/G			
1. EDWARDS, Johnathan, AP	SR	11	7	54	0	54	0.64			
2. SIMMONS, Shamari, APSU	JR	11	4	41	0	27	0.36			
3. HODGES, Trai, SEMO	SR	11	4	10	0	8	0.36			
4. FORD, John, UTM	SR	13	4	163	1	75	0.31			
5. BAKER, Oshae, UTM	FR	13	4	47	0	30	0.31			
6. McKEE, Davontae, MUR	SO	9	2	21	0	21	0.22			
7. TURNER, Quinaz, MUR	JR	10	2	28	0	28	0.20			
8. GRAHAM, Eddie, TSU	SR	10	2	10	0	10	0.20			
9. DANDY, Russell, EIU	JR	10	2	0	0	0	0.20			
10. FLOYD, Marcis, MUR	SO	11	2	117	1	90	0.18			

TACKLES										
	CL	G	SOLO	AST	TOTAL	AVG/G	SACK			
1. JOHNSON, Jason, EIU	SO	11	63	48	111	10.1	0.5			
2. BOHANEK, Colin, EIU	FR	11	44	45	89	8.1	3.5			
3. PERRY, Koby, APSU	JR	11	51	34	85	7.7	1.0			
4. BRYANT, Jahsun, TSU	JR	10	43	32	75	7.5	0.0			
5. SIMS, Deven, UTM	JR	13	45	48	93	7.2	1.0			
6. GREEN, James, TSU	JR	11	41	36	77	7.0	1.0			
7. SAMUTA, Eric, MUR	JR	11	35	41	76	6.9	0.0			
8. FORD, John, UTM	SR	13	44	44	88	6.8	0.5			
9. McDONALD, Jack, APSU	SR	11	32	39	71	6.5	0.5			
10. HENDERSON JR, Troy, APSR	11	38	33	71	6.5	2.0				

<u>SACKS</u>	<u>CL</u>	<u>G</u>	<u>SOLO</u>	<u>AST</u>	<u>YDS</u>	<u>TOTAL</u>	<u>AVG/G</u>
1. ANOMA, Eyabi, UTM	SO	12	5	2	40	6.0	0.50
PATTERSON, Tadarius, TSU	JR	11	5	1	28	5.5	0.50
3. ALLEN, Terrell, APSU	SO	11	4	2	37	5.0	0.45
4. MILES, Jordan, EIU	FR	11	3	2	26	4.0	0.36
VARGA, Tim, EIU	SO	11	3	2	19	4.0	0.36
AKINS, JaQuez, UTM	SR	11	4	0	17	4.0	0.36
7. DOUGLAS, Omardrick, SE	SR	10	3	1	34	3.5	0.35
8. BOHANEK, Colin, EIU	FR	11	3	1	29	3.5	0.32
JONES, Terray, TSU	SO	10	3	1	18	3.5	0.35
10. MORRISSEY, Jacob, SEMO	SO	11	3	0	31	3.0	0.27

OVC ACADEMIC AWARDS

The winners are selected from a group of nominees by OVC Faculty Athletics Representatives. To be eligible, honorees must have at least a 3.25 GPA and conduct themselves in a manner which has brought credit to the student-athlete, his or her institution, intercollegiate athletics and the Ohio Valley Conference.

UT MARTIN SCHOLAR-ATHLETES

1994-95	Anna Davis	Women's Tennis
	Caroline Groves	Women's Tennis
1996-97	Klas Brunsog	Men's Tennis
	Angela Olsen	Women's Tennis
1997-98	Arthur Castle	Men's Basketball
2001-02	Kelly Pendleton	Women's Basketball
2002-03	Rachel Ahlers	Volleyball
2004-05	Brady Wahlberg	Football
2005-06	Chad McMahan	Football
2007-08	Andrey Yesipov	Men's Tennis
2008-09	Jamie Furstenberg	Soccer
2009-10	Cody Terry	Baseball
2010-11	Jenna Miller	Volleyball
2011-12	Leah Taylor	Softball
2012-13	Heather Butler	Women's Basketball
2014-15	Ben Reeves	Golf
	Katie Schubert	Women's Basketball
2016-17	Joe Martin	Rifle
2021-22	Takeem Young	Football

Awarded each fall (but based on the prior year's achievements), the OVC Scholar-Athlete Award is the highest individual honor that can be earned by OVC student-athletes and it is given annually to three men and three women of junior or senior status who have accomplishments in both the classroom and athletic arena, as well as leadership qualities.



COMMISSIONER'S HONOR ROLL

The OVC Commissioner's Honor Roll is presented annually to student-athletes who have at least a 3.25 GPA and who have been eligible and on the team throughout the competitive season in their chosen NCAA-sponsored sport or sports. Since joining the OVC in 1992, a total of 2,616 UT Martin student-athletes have been named to the prestigious list.

OVC MEDAL OF HONOR

The OVC Medal of Honor is given annually to the student-athlete(s) who achieve the highest GPA (4.0) in a Conference-sponsored sport. Since joining the OVC in 1992, UT Martin student-athletes have claimed 358 Medals of Honor.

Year	Total	Year	Total	Year	Total
1993-94	4	2003-04	11	2013-14	22
1994-95	4	2004-05	7	2014-15	16
1995-96	8	2005-06	8	2015-16	8
1996-97	8	2006-07	9	2016-17	20
1997-98	7	2007-08	13	2017-18	17
1998-99	5	2008-09	8	2018-19	19
1999-00	7	2009-10	12	2019-20	21
2000-01	6	2010-11	15	2020-21	23
2001-02	7	2011-12	16		
2002-03	12	2012-13	17		

Year	Total	Year	Total
1993-94	48	2008-09	73
1994-95	62	2009-10	70
1995-96	68	2010-11	93
1996-97	41	2011-12	114
1997-98	38	2012-13	116
1998-99	52	2013-14	109
1999-00	50	2014-15	100
2000-01	58	2015-16	83
2001-02	65	2016-17	116
2002-03	82	2017-18	130
2003-04	81	2018-19	128
2004-05	78	2019-20	191
2005-06	81	2020-21	162
2006-07	81	2021-22	161
2007-08	85		



COACHING



STAFF





JASON SIMPSON

HEAD COACH • 17th YEAR

BIRTHDATE	Jan. 25, 1971
BIRTHPLACE	Ellisville, Miss.
FAMILY	Julie Wilkerson (wife) Emma, Ty and Graham

EDUCATION

HIGH SCHOOL	South Jones High School
COLLEGE:	Southern Miss (1994)

PLAYING EXPERIENCE

Mississippi State: Football (1990-92)
Southern Miss: Baseball (1992-94)

COACHING EXPERIENCE

Head Coach - UT Martin (2006-present)
Off. Coordinator - Chattanooga (2003-05)
QB Coach - Texas State (2000-03)
QB/WR Coach - Blinn Junior College (2000)
QB Coach - Jacksonville State (1997-99)
DB Grad. Assistant - Delta State (1995)

ADDITIONAL ACCOLADES

Won Sgt. Alvin York Trophy (2010, 12, 14, 15, 16, 18, 19, 20, 21)
Won OVC Championship (2006, 2021)
OVC Roy Kidd Coach of the Year (2006, 2021)
AFCA Region 3 Coach of the Year (2006)

NOTABLE FACTS

- Simpson is the longest tenured head football coach in the Ohio Valley Conference
- Has a 77-47 career record against OVC foes (UTM won 20 OVC games in 14 season before Simpson)
- Coached 28 All-Americans at UT Martin
- Produced 17 players who have advanced to NFL opportunities. The list includes Montori Hughes, who became the first UT Martin player chosen in the NFL Draft since 1996 when the Indianapolis Colts snagged the defensive tackle in the fifth round of the 2012 draft.

The longest tenured head football coach in the Ohio Valley Conference is Jason Simpson, who has transformed the University of Tennessee at Martin program into one of the winningest teams in the OVC since his first season in 2006.

In 16 years, Simpson has led UT Martin to an 100-80 record (.556 winning percentage) and a 77-47 mark against OVC opponents (.621 winning percentage). That comes after the program had won 20 OVC games in its first 14 seasons in the league. He also has presided over 120 All-OVC players after the program tallied 33 such players in its first 15 seasons in the OVC.

Simpson's 100 career victories rank fourth in OVC history while his 77 conference wins sits in third place.

Four of the program's eight 8-win seasons have come under Simpson, including all four at the Football Championship Subdivision level. He is responsible for the program's only OVC championship teams in 2006 and 2021. The 2006 team ended the season ranked No. 13 nationally with a 9-3 record while the 2021 team won the playoff game in the Division I Era while finishing the campaign ranked No. 12 nationally with a 10-3 overall mark.

Simpson is a four-time finalist for the Eddie Robinson FCS Coach of the Year Award in 2006, 2012, 2016 and 2021 while finishing fourth overall in 2006. He is also a two-time recipient of the OVC's Roy Kidd Coach of the Year award in 2006 and 2021 while being named the American Football Coaches Association Region 3 Coach of the Year in 2006, his debut season at UT Martin.

A total of 28 Skyhawks have been named an All-American under Simpson. A collection of those players include Alex Atkins (2006), Tony Bell (2013, 2014), Josh Bey (2009), Jessie Burton (2006), Jeremy Butler (2013), Don Chapman (2006), CJ Estelle (2011), Joe Gibbs (2009), Matthan Hatchie (2021), Montori Hughes (2012), Ben Johnson (2013), Dontrell Miller (2008), Quentin Sims (2012), Ray Williams (2008), Rodney Williams II (2020), Terry Williams (2019) and Josh Yarbrough (2007).

In April 2012, Hughes became the 12th UT Martin player and first since 1996 to be selected in the NFL Draft. Hughes was picked by the Indianapolis Colts in the fifth round (139th overall). Since 2011, Gibbs (St. Louis Rams, Green Bay Packers), Sims (Atlanta Falcons, New England Patriots), Derek Carr (New York Giants), Johnson (Kansas City Chiefs), Butler (Baltimore Ravens), DJ Roberts (Baltimore Ravens), Abou Toure (Indianapolis Colts), Charles Sweeton (Kansas City Chiefs), Bell (Tennessee Titans), Corey Jordan (Jacksonville Jaguars), Caylon Weathers (Chicago Bears), Brett Thompson (Pittsburgh Steelers), Joe Este (Tennessee Titans), Jaylon Moore (Baltimore Ravens), Donnell Williams (Tennessee Titans) and Washington Commanders and Rodney Williams II (Denver Broncos) have all received opportunities with NFL teams.

Simpson also coached Chapman for two seasons, who became just the 14th Division-I player to rush for 1,000 yards in four consecutive seasons. He was named the program's first-ever OVC Offensive Player of the Year in 2006.

The Skyhawks have won or shared the Sgt. Alvin C. York Trophy - which was established in 2007 and is given annually to the best of the four OVC teams located in Tennessee - nine times. The Skyhawks won the trophy in 2010 and shared it in 2012, 2018, 2019 and 2020 while claiming the trophy outright in 2014, 2015, 2016 and 2021. UT Martin owns a 32-13 all-time record in the Sgt. York Trophy series, which is the best mark out of the four OVC schools.

UT Martin posted arguably its best season in program history in 2021 by securing the team's first championship campaign and FCS playoff berth in 15 years. The Skyhawks went 10-3 overall while going 5-1 in conference play to claim sole possession of the league championship. The 10-win season marked just the third in program history and first since 1988 while stringing together a program-record nine-game winning streak. While ranking as high as No. 8 in the AFCA Coaches' Poll on Nov. 15, the Skyhawks finished the season ranked 12th.

Simpson notched his 100th career victory in historic manner as UT Martin defeated Missouri State in the first round of the 2022 NCAA Division I Championship - securing the program's first playoff victory in the Division I Era. Meanwhile statistically, the Skyhawks finished the season ranked in the top-25 nationally in nine categories including blocked punts allowed (0, first), passes intercepted (17, eighth), defensive touchdowns (3, 11th), winning percentage (76.9, 11th), sacks allowed (1.15, 14th), rushing offense (207.6, 15th), blocked kicks (4, 15th), turnovers gained (23, 17th) and blocked punts (1, 25th).

Individually, UT Martin had 21 players earn all-conference honors while Simpson picked up his second Roy Kidd Coach of the Year award. Highlighting the list was quarterback Keon Howard who was named OVC Offensive Player of the Year while Peyton Logan, Zak Wallace Matthan Hatchie, Michael Shanahan, Austin Pickett, David DuBose, John H. Ford II and Deven Sims were also added to the All-OVC first team. The group of Colton Dowell, Rodney Williams II, Chris Jackson, Gavin Olson, Lamar Morgan, JaQuez Akins, Jay Woods and Shawn Shamburger were named to the All-OVC second team while Eyabi Anoma was added to the All-Newcomer squad.

In an altered 2020 campaign due to the COVID-19 pandemic, the fall season was postponed in place of a seven-game conference season in the spring of 2021. The

Skyhawks battled injuries throughout the season with contests being played from February through April before finishing the campaign with a 3-4 record. Despite the losing season, UT Martin still earned a share of the annual Sgt. York Trophy with Tennessee Tech by going 2-1 in the series.

UT Martin posted a 7-5 record while going 6-2 in the OVC in 2019 to finish one game out of first place. The Skyhawks went 5-0 at home while ranking amongst OVC leaders in scoring offense (30.5 ppg, second), scoring defense (19.5, first), pass efficiency (144.7, second), pass defense efficiency (111.0, first), punt return average (16.9, first), interceptions (nine, second), sacks (25, first) and turnover margin (+5, first). As a whole, nine Skyhawks garnered 11 postseason honors as the group of Aries Davis, Austin Pickett, TJ Jefferson, JaQuez Akins and Terry Williams earn All-OVC first team honors while Peyton Logan, Colton Dowell and DaVonte Maura picked up second team honors. Freshman quarterback John Bachus III – a finalist for the Jerry Rice Freshman of the Year Award – was named the program’s second OVC Freshman of the Year along with All-Newcomer honors.

The 2018 campaign saw the Skyhawks post their first sub-500 conference season under Simpson going 2-9 overall and 2-6 in conference play. Plagued by injuries throughout the season, UT Martin still led the OVC in kickoff coverage, completion percentage, field goal percentage and tackles for loss per game. Meanwhile, the trio of James Gilleylen (All-OVC second team), Julian Crutchfield (All-OVC second team) and Terry Williams (All-Newcomer) earned postseason honors while the squad tied in the Sgt. York Trophy race.

In 2017, UT Martin would return to the national polls for the first time since 2013, spending three weeks ranked in both the STATS FCS Top 25 and FCS Coaches Poll. The Skyhawks would rank as high as 18th after defeating No. 15 Chattanooga and No. 20 Tennessee State in consecutive weeks. UT Martin would ultimately finish the season with a 6-5 overall record while going 4-4 in OVC play – cementing the program’s 13th straight season of finishing at least .500 in league play.

Paving the way for UT Martin was the play of the team’s record-setting defense. The Skyhawks finished the regular season ranked nationally in the top-10 in red zone defense (third, 60.6 percent), scoring defense (fourth, 14.3), third down conversion defense (fifth, 28.7 percent), total defense (sixth, 273.8 ypg), punt return defense (seventh, 3.59), first downs defense (eighth, 168 ypg), team passing efficiency defense (eighth, 104.3), fourth down conversion defense (eighth, 28.6 percent), kickoff returns (eighth, 24.33 ypr) and passing yards allowed (ninth, 159.9 ypg).

Six players were honored for their impressive play as All-OVC performers. Senior safety Kahlid Hagens earned his second All-OVC first team honor while the group of Ladarius Galloway, Jay Murphy, James Gilleylen, Tae Martin and Peyton Logan earned All-OVC second team honors. Galloway and Logan also were rewarded for their breakout seasons with All-Newcomer honors.

UT Martin produced yet another top finish in the league in 2016 after posting a 7-5 overall record and 6-2 mark in OVC play to finish second in the league standings – despite playing three FBS opponents. It marked the fourth time in program history that the Skyhawks finished in top two in the league standings, sitting only behind No. 3 ranked Jacksonville State – en route to being named a finalist for the Eddie Robison Coach of the Year Award. As a squad, the Skyhawks

ranked first or second in 18 different statistical categories in league play including scoring offense (32.3 ppg, 2nd), scoring defense (24.0 ppg, 2nd), total defense (322.4 ypg, 2nd), rushing defense (128.3 ypg, 2nd) and pass defense (194.1 ypg, 2nd).

Seven players were recognized as All-OVC performers led by first team selections for Kahlid Hagens and Robert Burleigh. Ben Axline, Kenneth Crenshaw, Keith Jones, Damani Taylor and Tae Martin all earned second team honors while Londell Lee earned an All-Newcomer nod. Hagens led a talented defense with 93 tackles while pacing the squad with four interceptions and two fumble recoveries. He also tallied five pass breakups, two quarterback hurries and a pair of forced fumbles. Burleigh anchored an offensive line which ranked as one of the nation’s best, ranking 24th nationally and first in the OVC in sacks allowed per game (1.25). He started in all 12 games at right tackle while grading out at 84 percent or better. Along with the team’s individual accolades, the squad retained the Sgt. York Trophy after holding the tie-breaker in a three-way series tie.

On top of defending the Sgt. York Trophy once again, the Skyhawks continued their climb atop the OVC rankings once again in 2015, finishing third with a conference mark of 6-2 while finishing the season at 7-4 overall despite facing a pair of FBS opponents in Ole Miss and Arkansas. Faced with one of the toughest schedules in the country, Simpson led his team to be one of the top offensive threats around while receiving votes in both polls for nine consecutive weeks to close out the regular season. The Skyhawks ranked first in the OVC and 16th in the country in third down conversion percentage while ranking in the top-15 nationally in passing offense (11th, 293.5 ypg), red zone offense (13th, 86.8%), scoring offense (13th, 35.5 ppg) and total offense (14th, 456.6 ypg).

Six players off the 2015 squad were recognized as All-OVC performers by the league’s head coaches and sports information directors, including Jarod Neal, Rod Wright, Jackson Roberts, Damani Taylor, Marquis Clemons and Jackson Redditt. Neal headlined a list with one of the best individual seasons in UT Martin history after completing 246 passes for 3,117 yards and 30 touchdowns. Neal notched five 300-yard passing games while notching six games with at least three passing touchdowns – including a personal-best six touchdown performance against Bethel. Wright, a senior wide receiver, finished just short of becoming the programs fourth 1,000-yard receiver while leading the OVC and ranking third nationally with 14 touchdown receptions.

The 2014 season saw the Skyhawks clicked midway through the season and ended the campaign as one of the hottest teams in the nation. UT Martin won five of its last six outings – with the only setback coming against FBS No. 1 ranked Mississippi State – to conclude the season with a 6-6 overall mark and 5-3 record in the OVC. Included in the aforementioned hot streak was a five-game winning streak in OVC play, which occurred only for the second time in program history (also happened in 2006 under Simpson).

Simpson oversaw three program greats in Bell, Toure and Sweeton in 2014. Bell captured his second straight All-American honor while finishing 16th in the final voting for The Sports Network Buck Buchanan Award, annually presented to the best defensive player in the FCS ranks. He rounded out his career with a school-record 22.5 career sacks while ranking in the top-10 nationally in fumble recoveries (3, sixth) and tackles for loss (21, 10th). Meanwhile, Toure became just the sixth player in program history to rush for over 1,000 yards in a season



2006, 2021 OVC CHAMPIONS • 2022 UT MARTIN FOOTBALL GUIDE • NINE-TIME SGT. YORK TROPHY

4TH MOST WINS IN OVC HISTORY SINCE 1948

Coach (Program)	W	L	%
Roy Kidd (EKU)	315	123	.715
Boots Donnelly (AP/MTSU)	154	94	.620
Charles Murphy (MTSU)	117	53	.683
Jason Simpson (UTM)	100	80	.555
Jimmy Feix (WKU)	99	43	.690
Bob Spoo (EIU)	92	82	.529
Don Wade (TTU)	81	78	.509
Jack Crowe (JSU)	73	39	.652
Wilburn Tucker (TTU)	70	66	.514
Bill Furgerson (MUR)	60	49	.549

ALL-AMERICANS

Alex Atkins (2006)	Tony Bell (2013, 2014)
Don Chapman (2006)	Kevin Prather, Jr. (2016)
Jessie Burton (2006)	Peyton Logan (2017)
Billy Krause (2006)	Terry Williams (2019)
Josh Yarbrough (2007)	Gavin Olson (2019)
Dontrell Miller (2008)	John Bachus III (2019)
Ray Williams (2008)	Jamarius Landers (2019)
Joe Gibbs (2009)	Colton Dowell (2019)
Josh Bey (2009)	Rodney Williams (2020)
CJ Estelle (2011)	Tyler Larco (2020)
Montori Hughes (2012)	Matthan Hatchie (2021)
Quentin Sims (2012)	Zak Wallace (2021)
Jeremy Butler (2013)	Oshae Baker (2021)
Ben Johnson (2013)	Michael Shanahan (2021)

NFL OPPORTUNITIES

Tony Bell (LB)	Tennessee Titans
Jeremy Butler (WR)	Baltimore Ravens
	San Diego Chargers
	Buffalo Bills
Derek Carr (QB)	New York Giants
Joe Este (S)	Tennessee Titans
Joe Gibbs (OT)	St. Louis Rams
	Green Bay Packers
Montori Hughes (DT)	Indianapolis Colts
	New York Giants
	Kansas City Chiefs
Ben Johnson (LB)	Kansas City Chiefs
Corey Jordan (TE)	Jacksonville Jaguars
Jaylon Moore (WR)	Baltimore Ravens
DJ Roberts (DL)	Baltimore Ravens
Quentin Sims (WR)	Atlanta Falcons
	New England Patriots
Charles Sweeton (OL)	Kansas City Chiefs
Brett Thompson (TE)	Pittsburgh Steelers
Abou Toure (RB)	Arizona Cardinals
	Indianapolis Colts
	Pittsburgh Steelers
Caylon Weathers (WR)	Chicago Bears
Donnell Williams (WR)	Tennessee Titans
	Washington Commanders
Rodney Williams II (TE)	Denver Broncos

3RD MOST OVC-ONLY WINS IN HISTORY

COACH (PROGRAM)	W	L	%
Roy Kidd (EKU)	207	61	.768
Boots Donnelly (AP/MTSU)	102	52	.662
Jason Simpson (UTM)	77	47	.620
Charles Murphy (MTSU)	73	26	.733
Bob Spoo (EIU)	68	44	.607
Jimmy Feix (WKU)	67	28	.701
Don Wade (TTU)	60	52	.534
Jack Crowe (JSU)	59	20	.747
Wilburn Tucker (TTU)	49	34	.588
Dean Hood (EKU)	44	19	.698

*WINNING PERCENTAGE DOES NOT INCLUDE TIES

as his 1,138 rushing yards ranked as the third-best single-season performance in school history. Toure's 234 rushing yards at Murray State on Nov. 1 were the most in the OVC in 2014 and the third-best rushing effort in program history. Sweeton was tabbed as a Preseason All-American selection and started every game in 2014, extending his consecutive starts streak to 46 (every game of his collegiate career). He conceded only one sack in his final two seasons at left tackle, earning All-OVC accolades in both 2013 and 2014.

In 2013, UT Martin once again established itself as one of the best programs in the OVC, finishing with a 7-5 overall record and 5-3 mark against league foes. That marked the fifth winning season under Simpson and third in a span of four years. Simpson became the first UT Martin football coach to post back-to-back winning seasons since George MacIntyre in 1976-77.

The Skyhawks spent three weeks in the Sports Network Football Championship Subdivision polls in 2013, with their only losses coming to Football Bowl Subdivision opponents Boise State and Memphis and FCS playoff participants Eastern Illinois, Tennessee State and Jacksonville State. UT Martin defeated ranked FCS opponents Chattanooga (31-21) and Central Arkansas (24-23) in the first three weeks of the season and was ranked No. 22 in the nation by the Sports Network on Sept. 30.

Simpson oversaw eight All-OVC players in 2013, including all-time program greats Johnson, Butler and DJ McNeil. Johnson led the OVC in tackles for the second straight season while Butler concluded his two-year career ranking in UT Martin's top-five lists in 100-yard receiving games (eight, first), touchdown receptions (20, second), receptions (141, third) and receiving yards (1,953, fifth). McNeil rounded out his career ranking third in UT Martin history in rushing touchdowns (21) and fifth in rushing yards (2,160).

Simpson also coached Bell in 2013, who earned National Defensive Player of the Week honors twice. Bell led the OVC with 10.5 sacks and 15 tackles for loss in 2013.

In 2012, the Skyhawks finished the season with the best overall winning percentage in the OVC (.727, 8-3 record). That winning percentage was the second-highest in program history in the program's FCS era. UT Martin also tied a program record with six OVC victories against only two losses, including a 51-37 win over regular season champion Eastern Illinois for the Panthers' only OVC loss. The Skyhawks also recorded one of the biggest wins in program history, a 20-17 win over in-state FBS opponent Memphis (one of only 10 victories by FCS teams over FBS teams in 2012).

Simpson coached the end of the career of Carr, who will go down as one of the best quarterbacks in OVC history. A three-year starter (2010-12), Carr wrapped up his Skyhawk career as the school's all-time record holder with 69 touchdown passes (third in OVC history), 8,484 yards of total offense (fourth in OVC), 665 completions (fourth in OVC), 8,428 passing yards (fourth in OVC) and 1,110 pass attempts (fifth in OVC). Carr was the only FCS or FBS player to complete seven touchdown passes on two separate occasions (at Murray State on Oct. 13 and against Jacksonville State on Nov. 3). In the game at Murray State, he set the NCAA single-game mark with a 243.78 passing efficiency ranking after completing 42-of-46 passes for 560 yards (the most yards thrown by an OVC player all season) against zero interceptions.

UT Martin went 5-6 with a 4-4 OVC mark in 2011. The Skyhawks led the OVC in tackles for loss (7.73 per game) and least sacks allowed (0.45 per game) while also boasting Estelle in 2011, who led the nation in punt return yardage (17.69 yards per return).

As a team UT Martin won the Sgt. Alvin York Trophy in 2010 when it went 6-5 overall and 5-3 in the OVC. The Sgt. York Trophy was not the only piece of the puzzle for the Skyhawks in 2010. Simpson led his charges to a 10-7 Homecoming victory and the first ever win over perennial power Eastern Kentucky in school history. The Skyhawks led the OVC in pass efficiency defense (104.89), pass defense (154 yards per game) and total defense (299.27 ypg) in 2010.

The Skyhawks received votes in the FCS polls seven out of 14 weeks during the 2009 season. UT Martin marched to a 5-6 overall record and sported a 4-4 OVC worksheet. The team opened its campaign with a 56-0 lambasting over Iowa Wesleyan and won three of its last four games of the season in convincing fashion.

In 2009, UT Martin led the OVC in passing offense (243 yards per game) thanks to Cade Thompson, Simpson's starting quarterback from 2008-09. Gibbs also wrapped up his spectacular career by



being named to three All-American teams and claiming UT Martin's Bob Carroll Male Athlete of the Year Award.

Simpson led the 2008 Skyhawks to an 8-4 overall campaign and a 6-2 OVC record. The team received votes in both the FCS Coaches Poll and the Sports Network Poll, and was ranked 25th in the nation in the final Sports Media Entertainment (SME) Network poll. The 2008 squad led the OVC in passing offense (235.08), scoring offense (37.33), sacks (2.50), tackles for loss (8.00) and sacks allowed (1.17).

In 2007, the Skyhawks closed out the season by winning four of their last five games. The Skyhawk offense exploded in the second half of the season with a 76-34 victory over Murray State and a 55-20 thumping over Southeast Missouri State. While the second half of the season was loaded with excitement, the Skyhawks lost their first three OVC games by a combined nine points. The team finished the season with a 4-7 overall record and a 4-4 mark in the OVC. UT Martin led the OVC in total offense (430.55), scoring offense (33.36) and passing efficiency (135.61).

In 2006, the Skyhawks posted a 9-3 overall record and a 6-1 mark in the OVC standings. The overall worksheet was the best for the Skyhawks since 1988 when they advance to postseason play as a Division II team. The six OVC victories were the most for the Skyhawks since joining the league in 1992. Of the nine victories, five were road wins and it marked the first time the Skyhawks won an OVC road game since 1996.

Along with wins, Simpson led the Skyhawks to national rankings for the first time since 1989. UT Martin finished the season ranked No. 13 in the final FCS poll, the highest an OVC team had been ranked to end a season since 2001.

The 2006 Skyhawks led the OVC in rushing offense (218.25), rushing defense (112.92), pass efficiency defense (91.51), total defense (255.50), scoring defense (15.67), punt returns (11.58) and pass defense (142.58). They also ranked in the top-25 nationally in pass efficiency defense (91.51, second), total defense (255.50, sixth), pass defense (142.58, seventh), rushing offense (218.25, 12th), scoring defense (15.67, 13th), rushing defense (112.92, 15th), sacks allowed (1.17, 18th), punt returns (11.58, 19th) and kickoff returns (21.84, 20th).

Prior to accepting his first head coaching job at UT Martin, Simpson was the offensive coordinator at the University of Tennessee at Chattanooga. He was instrumental in the resurgence of the UTC football program. In 2005, Chattanooga posted a 6-5 campaign, the school's first winning season since 1997.

Before Chattanooga, Simpson coached at Texas State University, a member of the Southland Football League. He coached quarterbacks, receivers and served as the team's recruiting coordinator. In 2000, Texas State posted a 7-4 record, the school's first winning season in 10 years.

Simpson served as an assistant coach from 1997-1999 at Jacksonville State University. He coached quarterbacks and was the team's passing game coordinator. He also coached receivers and served as an assistant special teams coordinator. He was a member of the Jacksonville State staff responsible for the third best turnaround in Division I football for the 1997 and 1998 seasons.

An Ellisville, Miss. native, Simpson signed as a quarterback with Mississippi State and played for two seasons for the Bulldogs. He also played baseball for Ron Polk at Mississippi State before transferring to Southern Miss in 1992. At Southern Miss, Simpson was a two-time all-conference selection in baseball and was team captain his senior season.

After earning a bachelor's degree in 1994 from Southern Miss, he spent the next year as a graduate assistant football coach at Delta State, where he coached defensive backs. In the spring of 1995, Simpson served as an assistant football and head baseball coach at Collins High School in Mississippi.

Simpson and his wife, the former Julie Wilkerson, have two sons and a daughter: Ty, Emma and Graham. The family lives in Martin and attends First Baptist Church.

17TH YEAR RANKS AS THE LONGEST TENURED COACH IN THE OVC

SIMPSON VS. ALL OPPONENTS

Arkansas	0-1
Auburn	0-1
Austin Peay	13-3
Baker	1-0
Bethel	1-0
Boise State	0-1
Central Arkansas	1-2
Chattanooga	2-1
Cincinnati	0-1
Clarion	1-0
Concordia	1-0
Cumberland	1-0
Eastern Illinois	11-4
Eastern Kentucky	5-8
Florida	0-1
Gardner-Webb	1-0
Georgia State	0-1
Hawaii	0-1
Iowa Wesleyan	1-0
Jacksonville State	5-11
Kentucky	0-2
Lambuth	1-0
Memphis	1-2
Middle Tennessee	0-1
Mississippi State	0-2
Missouri	0-1
Missouri State	1-2
Montana State	0-1
Murray State	12-4
Northern Illinois	0-1
Northwestern State	2-0
Ohio	0-1
Ole Miss	0-2
Samford	3-0
South Alabama	0-1
South Florida	0-1
Southeast Missouri	11-6
Southeastern Louisiana	1-1
Southern Illinois	0-2
Southern Miss	0-1
Tennessee	0-1
Tennessee State	9-6
Tennessee Tech	12-4
Union College	1-0
Urbana	1-0
Western Kentucky	0-1
Total	100-80

100 WINS LEAD ALL ACTIVE OVC COACHES

YEAR	OVERALL	HOME	AWAY	CONF.
2006	9-3	4-1	5-2	6-1
2007	4-7	3-2	1-5	4-4
2008	8-4	4-2	4-2	6-2
2009	5-6	4-1	1-5	4-4
2010	6-5	4-1	2-4	5-3
2011	5-6	4-1	1-5	4-4
2012	8-3	4-1	4-2	6-2
2013	7-5	2-3	5-2	5-3
2014	6-6	3-2	2-4	5-3
2015	7-4	3-2	4-2	6-2
2016	7-5	5-0	2-5	6-2
2017	6-5	3-2	3-3	4-4
2018	2-9	2-3	0-7	2-6
2019	7-5	5-0	2-5	6-2
2020	3-4	2-2	1-2	3-4
2021	10-3	5-0	5-3	5-1
Total	100-80	57-23	42-58	77-47



CHRIS POLIZZI

ASSISTANT HEAD COACH | DEFENSIVE COORDINATOR | SECONDARY COACH



Chris Polizzi enters his fifth season as an assistant coach and third as defensive coordinator at UT Martin in 2022.

After joining the Skyhawk staff in 2018, Polizzi has held several different titles before being elevated to defensive coordinator prior to the 2020 season. Along with retaining roles as the assistant head coach and secondary coach since 2019, he has previously served as the team's linebacker coach, recruiting coordinator and co-special teams coordinator for kickoff and kickoff return.

During his tenure at UT Martin, Polizzi has mentored 11 all-conference performers including All-OVC first team selections Jaquez Akins, David DuBose, John H. Ford II, TJ Jefferson, Austin Pickett, Deven Sims and Jay Woods. Additionally, James Gilleylen, DaVonte Maura and Shawn Shamburger have earned second team honors while Eyabi Anoma was named to the All-Newcomer squad.

In a record-breaking season in 2021 which saw the program win its second OVC championship, the Skyhawk defense ranked amongst the nation's leaders in passes intercepted (17, eighth), defensive touchdowns (three, 11th), blocked kicks (four, 15th), turnovers gained (23, 17th) and blocked punts (1, 25th). Additionally, UT Martin ranked amongst league leaders in sacks (21, first), defensive touchdowns (3, first), scoring defense (25.0 ppg, second), interceptions (17, second), fourth down conversion defense percentage (44.4, second), tackles for loss (6.0/game, second), turnovers gained (23, second) and rushing defense (148.5 ypg, third).

The Skyhawks were well represented with postseason all-conference honors as Pickett, DuBose, Ford and Sims each earned All-OVC first team honors while Akins, Woods and Shamburger were tabbed to the All-OVC second team. Newcomer Eyabi Anoma wrapped up postseason accolades by being named to the All-Newcomer squad.

At the reigns of the UT Martin defense in 2020-21 as coordinator, Polizzi spearheaded a dynamic unit which ranked amongst Ohio Valley Conference leaders in third down conversion defense (29.3 percent, first), blocked kicks (6, first), scoring defense (22.0, second), red zone defense (72.7 percent, second), fourth down conversion defense (37.5 percent, third), first down defense (116, second), team tackles for loss (7.7, second), total defense (330.9 ypg, third) and rushing defense (128.9, third).

Three players earned All-OVC honors with Sims and Woods garnering first team accolades while Akins was tabbed to the second team. Sims led the team and ranked fourth in the OVC with 60 tackles while his 29 solo stops ranked third. Meanwhile, Woods ranked first in the league with nine pass breakups and second in passes defended. Akins earned his second all-conference honor after leading the country with two forced fumbles and two fumble recoveries.

In his second year at UT Martin, the Skyhawk defense ranked as one top defensive units on both the conference and national stage. The Skyhawks boasted the OVC's top scoring defense in 2019, allowing an average of 19.5 points per game and just 20 touchdowns in league play. UT Martin also paced the league in pass defense efficiency (111.0), redzone defense (73.0 percent), defensive touchdowns (three), sacks (25) and turnover margin (+5) while sitting second in kickoff coverage (39.9). On the national level, the Skyhawks ranked in the top-25 in blocked kicks (9th), punt return defense (10th), blocked punts (11th), defensive touchdowns (11th), fewest penalties per game (15th), fewest penalties (19th), pass defense efficiency (20th) and interceptions (25th).

In addition to team accolades, Polizzi oversaw the development of a pair of All-OVC defensive backs in first team honoree Akins and second team selection Maura. Akins burst onto the scene in his first season to rank second on the team and sixth in the OVC with 92 tackles while tallying 5.5 tackles for loss, two fumbles, two fumble recoveries and an interception. Maura wrapped up his two-year stint with the Skyhawks by ranking fifth on the squad with 73 tackles while tallying 11 pass breakups to rank third in the OVC. For his career he notched 20 pass breakups to rank second in program history.

In 2018 the Skyhawk kickoff team ranked second in all of the Football Championship Subdivision (FCS) and first in the OVC allowing 13.79 ypg. In addition to special teams, the defense finished the year second in the OVC in both total defense and passing defense. Meanwhile through the his first cycle as Recruiting Coordinator, the Skyhawks 2019 recruiting class ranked second in all of FCS and first in the OVC for the early December period.

Before UT Martin, Polizzi served as an assistant at OVC foe Tennessee Tech for the 2016 and 2017 seasons. While at Tech, he was charged with overseeing the Golden Eagle defensive backs while also serving as the programs recruiting coordinator.

Prior to joining the Tennessee Tech staff, Polizzi spent the 2015 season as the corners coach at Western Carolina. In just one season with the Catamounts he mentored a second team All-SoCon performer in Trey Morgan.

He joined the Catamounts after serving as a defensive graduate assistant at the University of Iowa. During his time on staff at Iowa, Polizzi worked with Defensive Coordinator Phil Parker coaching the secondary. He worked with current NFL safety Micah Hyde, who was named a first-team All-Big Ten selection and also won the Tatum-Woodson Award. The Hawkeyes went to the Outback Bowl & Gator Bowl in 2013 and 2014 respectively.

Prior to Iowa, Polizzi served as a graduate assistant coach at the University of Utah in 2011 where he coached the tight ends. The Utes entered their first season in the Pac-12 Conference that year, finishing the season with an 8-5 record and a win over Georgia Tech in the Sun Bowl.

Polizzi spent two years as a quality control coach at UCLA working with the secondary there from 2009 to 2010. The Bruins capped the 2009 season with a win over Temple in the Eagle Bank Bowl. Prior to that he was an assistant for four years on the staff at Central Methodist University in Fayette, MO from 2005 to 2008.

As a player, Polizzi was a four-year letter winner at Lake Forest College (Illinois) from 2001-04 and was part of a Midwest Conference championship team. The Foresters won the conference outright in 2002 and played in the NCAA Playoffs. Polizzi, a cornerback, started 24 games in his career finishing his freshmen season tied for the team lead in interceptions.

Polizzi earned a communications degree from Lake Forest in 2005. He later earned a master's degree in special education from Central Methodist in 2007. He earned a second master's in Sport Management from the University of Iowa in 2014.

A Great Barrington, Massachusetts native, Polizzi is married to the former Kelli Ritter.



KEVIN BANNON

OFFENSIVE COORDINATOR | OFFENSIVE LINE



Kevin Bannon enters his 11th season as an assistant coach at his alma mater UT Martin since joining the staff in 2013. Bannon was elevated to the title of offensive coordinator prior to the 2015 season while retaining his position as offensive line coach - ranking as the longest tenured offensive line coach in the Ohio Valley Conference.

During his tenure at UT Martin, Bannon has overseen the progression and development of All-OVC linemen Robert Burleigh, Kenneth Crenshaw, Aries Davis, Matthan Hatchie, Chris Jackson, Lamar Morgan, Gavin Olson, Jackson Roberts, Michael Shanahan and Charles Sweeton along with offensive playmakers Ben Axline, John Bachus III, Colton Dowell, LaDarius Galloway, Keon Howard, Londell Lee, Peyton Logan, Jarod Neal, Zak Wallace, Donnell Williams, Rodney Williams II, Terry Williams and Rod Wright.

Bannon has played a key role in both OVC championships in program history with the first coming as a player in 2006 and the second as Offensive Coordinator in 2021.

During the team's championship run in 2021, the Skyhawks boasted a potent offensive attack. Behind 10 All-OVC selections on offense - including the OVC Offensive Player of the Year Keon Howard, UT Martin finished the season ranked in the top-25 nationally in sacks allowed (1.15, 14th) and rushing offense (207.6, 15th). Additionally, the Skyhawks ranked amongst OVC leaders in rushing offense (207.1, first), sacks against (1.62, first), first downs (19.1, first), scoring offense (30.0 ppg, second), total offense (385.2 ypg, second), third-down conversion percentage (41.2, second) and fourth-down conversion percentage (50.0, second).

In 2020-21, UT Martin's offense ranked as one of the best units in the OVC while ranking amongst league leaders in passing offense (258.9, first), completion percentage (59.6 percent, second) and third down conversion percentage (38.1 percent, second) while scoring 25.0 points per game. The Skyhawks had four players earn All-OVC honors highlighted by Colton Dowell who garnered his second all-conference nod while being joined by first-timers Donnell Williams, Rodney Williams II and Matthan Hatchie. Rodney Williams II also added to his postseason honors by being named an All-American by both STATS Perform and Phil Steele.

In 2019, UT Martin's offense ranked second in the OVC in scoring offense, averaging 30.5 points per game. The Skyhawks would boast five players who garnered postseason honors by the OVC highlighted by freshman John Bachus III being named the program's second OVC Freshman of the Year while becoming a finalist for the STATS FCS Jerry Rice Award. Offensive guard Aries Davis and wide receiver/return specialist Terry Williams was named to the All-OVC first team while Dowell and running back Peyton Logan earned second team honors.

From 2013-17, the Skyhawks formed one of the best offensive lines in the OVC, conceding only 86 sacks in 58 games encompassing while allowing the lowest sacks per dropbacks percentage (4.09 percent) in the league. In that same span, the UT Martin offensive line has helped the Skyhawks average 415.4 yards of total offense and 30.1 points per outing.

In 2016, the Skyhawk offensive line led the league in sacks per dropback percentage at 3.98 percent while boasting three All-OVC honorees on the offensive side of the ball. Offensive guard Robert Burleigh earned a spot on the first team after pacing an offensive unit which ranked 24th nationally and first in the OVC in sacks allowed per game (1.25) while center Kenneth Crenshaw and wide receiver Ben Axline garnered second-team honors.

In 2015, Bannon's offensive line paved the way for one of the nation's top offensive attacks as the team's run game coordinator. The Skyhawks produced three All-OVC members on offense including quarterback Jarod Neal, wide receiver Rod Wright and offensive lineman Jackson Roberts. Neal ranked amongst the nation's top quarterbacks with 3,117 yards and 30 touchdowns while Wright caught 62 passes for 963 yards and 14 touchdowns. Roberts helped anchor an offensive line which ranked first in pass efficiency (139.9) while ranking second in scoring offense (35.5 ppg), passing offense (293.5 ypg) and sacks allowed (0.91).

Bannon served as a mentor for the final two seasons in the career of Skyhawk all-time great Charles Sweeton. A Preseason All-American in 2014, Sweeton conceded only one sack in his final two seasons at left tackle, earning All-OVC accolades in both 2013 and 2014. His success earned him a free agent opportunity with the Kansas City Chiefs in May of 2015.

In his first season at UT Martin (2013), his offensive linemen allowed just 19 sacks - which ranked as the least in the OVC.

Bannon coached as an offensive line graduate assistant at the University of Arkansas, where he coached alongside Bret Bielema for two months in 2013 before returning to UT Martin. He also served two years as an offensive line graduate assistant at Marshall University under head coach Doc Holliday from 2011-12.

Prior to his stint at Marshall, Bannon was a graduate assistant for tight ends (2010) and the offensive line (2009) at UT Martin.

Bannon's coaching career followed a spectacular playing career for the Skyhawks. A two-time all-OVC selection, he appeared in 45 games over his four-year career, starting in 43. He was a key cog on an offense that produced the program's first-ever OVC championship in 2006 and was consistently atop several OVC statistical categories. He also had an impact on the UT Martin record books, as he blocked for all-time UT Martin leading rusher Don Chapman for three seasons. Chapman finished with 5,017 rushing yards, becoming just the 14th Division-I player to rush for 1,000 yards in four straight seasons (2004-07).

In 2008, Bannon graded out at 80 percent and only allowed one sack, earning All-OVC first team honors after being named to the All-OVC preseason team. He served as team captain for a team that went 8-4 and finished one last-second blocked field goal attempt shy of its second OVC crown in three years. Bannon helped block for an offensive unit that ranked first in the OVC in scoring offense, touchdowns and total offense. The scoring offense of 37.33 points per game ranked fourth in the nation.

Bannon started all 11 games during his junior campaign in 2007, earning All-OVC second team accolades. The Skyhawks led the OVC in scoring and total offense, scoring 40-plus points in four games.

The Skyhawks' first-ever OVC championship came in 2006, a year where Bannon started 10 games. Behind Bannon, UT Martin led the league in rushing offense and was nationally-ranked for the first time in the program's Football Championship Subdivision history.

As a true freshman in 2005, Bannon emerged strong to start in six of the last seven games - all against conference opponents. Bannon blocked for quarterback Brady Wahlberg, who graduated as UT Martin's all-time career leader in total offense (7,387 yards).

Before his playing career at UT Martin, Bannon was a two-sport athlete at Wentzville High School in Wentzville, Mo., competing in football and wrestling. He earned all-state and all-metro accolades as a senior and all-district honors as a junior. He was also a three-year All-Gateway Athletic Conference team selection.

Bannon graduated from UT Martin in 2009. He is married to the former Meagan Stricklin of Sharon, Tenn. and the two have two sons, Knox and Tyler.



MATT JONES

RUN GAME COORDINATOR | OFFENSIVE LINE & TIGHT ENDS



Matt Jones enters his fourth season as an assistant coach at UT Martin since joining the staff in 2019. Jones is also in his third season as the team's run game coordinator while retaining his role as the offensive line and tight ends coach.

Since joining the Skyhawks, Jones has mentored nine All-OVC selections including first team honorees Aries Davis, Matthan Hatchie, Peyton Logan, Michael Shanahan and Zak Wallace along with second team picks Chris Jackson, Lamar Morgan, Gavin Olson and Rodney Williams II.

During the team's championship run in 2021, the Skyhawks boasted a potent offensive attack. Behind 10 All-OVC selections on offense – including the OVC Offensive Player of the Year Keon Howard, UT Martin finished the season ranked in the top-25 nationally in sacks allowed (1.15, 14th) and rushing offense (207.6, 15th). Additionally, the Skyhawks ranked amongst OVC leaders in rushing offense (207.1, first), sacks against (1.62, first), first downs (19.1, first), scoring offense (30.0 ppg, second), total offense (385.2 ypg, second), third-down conversion percentage (41.2, second) and fourth-down conversion percentage (50.0, second).

In an abbreviated 2020 campaign, the Skyhawks saw their tight ends take a huge leap behind the progression of Rodney Williams II who earned a pair of postseason All-American honors by both Phil Steele and Stats Perform along with All-OVC accolades. Williams ranked amongst OVC leaders in touchdowns (four), receptions (30), receptions per game (4.3), yards (327) and yards per game (46.7).

During the 2019 season, Jones oversaw three players who earned All-OVC honors in offensive guard Aries Davis, running back Peyton Logan and tight end Colton Dowell.

Davis played and started in all 12 games while grading out at 86 percent or higher per game while tallying 107 knock downs. Logan tallied 784 yards and six touchdowns while recording four 100-yard rushing performances before missing the final three games of the season. Dowell ranked as one of the league's top pass-catching tight ends with 38 receptions for 765 yards and four touchdowns while recording four 100-yard receiving contests.

Before UT Martin, Jones spent two seasons on the staff at Texas Southern where he was offensive line coach. Prior to his time at Texas Southern, Jones served as offensive line coach at Jackson State in 2016. While with the Tigers, the offensive line allowed less than two sacks a game.

After serving as a student assistant at Eastern Illinois, Jones began his coaching career at Lincoln-Way Central High School in 2008. He also spent two seasons coaching the offensive line and tight ends at University of Saint Francis (Illinois) before overseeing the offensive line spending two seasons as the offensive line coach, run game coordinator and academic coordinator at Avila University.

He then joined the Villanova staff in 2013, working with the tight ends before taking a graduate assistant position at Tulane from 2014-15.

Jones earned his bachelor's degree from Eastern Illinois University in 2008. Him and his wife Becky reside in Martin and have one son, AJ.

TRAVIS PARTRIDGE

PASS GAME COORDINATOR | QUARTERBACKS



Travis Partridge enters his second stint as an assistant coach at UT Martin in 2022, serving as the team's pass game coordinator and quarterbacks coach.

Before joining the staff at UT Martin, Partridge served as the interim quarterbacks coach in 2021 at Kansas following two years as an offensive quality control coach in 2019 and 2020. In that role he assisted with game planning, practice evaluation, planning and more.

Partridge previously served on UT Martin's staff under head coach Jason Simpson during the 2018 season as the team's quarterback coach. During that season, Skyhawk quarterbacks threw for 2,917 yards and 21 touchdowns with a completion percentage of 62.8.

Prior to his first stint with the Skyhawks, Partridge spent the 2017 season as a graduate assistant Delta State, working primarily with the quarterbacks. While at Delta State, the Statesmen posted a 9-4 mark while finishing tied for second in the Gulf Coast Conference standings. Offensively, the squad averaged 30.1 points per game while scoring 50 offensive touchdowns.

Before joining the coaching ranks, Partridge enjoyed a professional playing career. He would sign with the Minnesota Vikings as a priority free agent in 2014 before ultimately spending the season with the British Columbia Lions of the Canadian Football League (CFL).

Along with stints in the CFL, Partridge saw success in the Indoor Football League with the Iowa Barnstormers, completing 310-of-525 passes for 3,524 yards and 64 touchdowns passing and tallied 31 scores on the ground over two seasons. He completed 211-of-313 passes for 2,399 yards and 47 touchdowns and carried 186 times for 693 yards and 24 touchdowns in 2017. He originally joined Iowa midway through 2016, starting in the final 5 games of the year, completing 99 of 166 passing attempts for 1,135 yards and 17 touchdowns while notching seven rushing touchdowns.

The St. Joseph, Missouri, native played for his dad Jerry Partridge at Missouri Western State from 2009-13. Partridge finished third on the MWSU career records lists in passes completed (551), pass attempts (949), pass yards (6,754), touchdown passes (70), and completion percentage (58.1). Partridge also set the career rushing touchdowns mark with 36 and ranks fourth in career passing yards per game (158.1).

During his collegiate career, Partridge earned First-Team All-MIAA, Don Hansen and Beyond Sports Honorable Mention All-American, Daktronics Second-Team All-Region 4 and Don Hansen First-Team Super Region 3. He also was named All-MIAA Honorable Mention in 2011 and 2013.

He prepped at Savannah High School where he was an All-District and Second-Team All-Conference quarterback.

Partridge, who is the son of Jerry and Pam Partridge, received his bachelor's degree in physical education from Missouri Western State University in 2013.

BRANDON BUTCHER

RUN GAME COORDINATOR | LINEBACKERS



Brandon Butcher enters his third season as an assistant coach at UT Martin since joining the staff in 2020. Butcher was promoted to the team's defensive run-game coordinator prior to the 2022 season while serving as the team's linebackers coach and holding special teams responsibilities.

During the 2021 Ohio Valley Conference championship campaign, the Skyhawks ranked amongst OVC leaders in sacks (21, first), scoring defense (25.0 ppg, second), rushing defense (148.5, second) and interceptions (17, second). His mentorship included John H. Ford II garnering All-OVC first team honors.

In an abbreviated 2020 campaign, the defense proved to be a dynamic unit which ranked amongst Ohio Valley Conference leaders in third down conversion defense (29.3 percent, first), blocked kicks (6, first), scoring defense (22.0, second), red zone defense (72.7 percent, second), fourth down conversion defense (37.5 percent, third), first down defense (116, second), team tackles for loss (7.7, second), total defense (330.9 ypg, third) and rushing defense (128.9, third).

Before joining UT Martin, Butcher served as an assistant coach at Southern Miss working with the nickels following a stint as a defensive analyst and defensive graduate assistant with the Golden Eagles from 2019-20.

Prior to his time in Hattiesburg, he spent three years at his alma mater Coastal Carolina where he served as a defensive graduate assistant and defensive analyst where he worked with safeties and linebackers from 2016-19.

His first collegiate job came as a defensive graduate assistant and student assistant at East Carolina from 2014-16 where he coordinated the offensive scout team and worked with defensive linemen and outside linebackers.

Prior to his work in the college ranks, he spent one year as defensive coordinator with the Palmetto Havoc – a semi-professional football team in Myrtle Beach, SC from 2013-14.

Butcher graduated with a bachelor's degree in sports management from Coastal Carolina in 2014 while earning master's degrees in exercise science and sports science from East Carolina (2016) and education from Coastal Carolina (2018).

JUSTIN ROBINSON

DEFENSIVE LINE



Justin Robinson enters his first season as an assistant coach at UT Martin since joining the staff in the spring of 2022, serving as the team's defensive line coach.

Before joining UT Martin, Robinson held a similar role at Division III institution Hanover College for four seasons while also holding the title of recruiting coordinator from 2018-21. While on staff the squad posted a 25-11 overall record while going 22-4 in conference play with two playoff appearances. With the Panthers he helped mentor six all-conference honorees while the defensive unit consistently ranked amongst the best in the HCAC – including holding conference opponents to a league-low 18.5 points per game.

Prior to his tenure with Hanover, Robinson served as the defensive coordinator and associate head coach at Evansville Central High School for the 2017 season. He also spent the 2016 season as the defensive line coach at Bishop Chatard High School and 2015 as defensive coordinator at Heritage Christian School.

Robinson graduated with a bachelor's degree in human biology from the University of Indianapolis in 2012. He also received a master's degree in human resource management/personnel administration from Indiana Wesleyan in 2016.

DALLAS DICKEY

WIDE RECEIVERS



Dallas Dickey enters his first season as an assistant coach at UT Martin since joining the staff in the spring of 2022, serving as the team's wide receiver's coach.

Before joining UT Martin, Dickey served as the offensively quality control coach at East Tennessee State University for four seasons from 2018-2021. During his tenure with the Bucs the program posted an 26-17 record while going 18-12 during conference play and earning a pair of berths to the NCAA Division I playoffs in 2018 and 2021.

Prior to his time in Johnson City, Tenn., he served as a graduate assistant at his alma mater West Georgia. During his time as a graduate assistant, Dickey helped coach five players who earned spots in NFL Mini Camps, two all-Americans, six all-conference players – the league's Offensive Player of the Year – and four all-region selections.

Dickey was a four-year quarterback at West Georgia from 2012-15 where he played in 34 games. During his tenure he compiled school records in total yards (7,930), total plays (1,256), rushing yards (1,988), touchdowns (71), rushing touchdowns for a quarterback (20) and career wins (33) while also ranking third in passing yards (5,942). As a senior, Dickey earned all-American and all-conference honors, while leading West Georgia back-to-back NCAA Division II Super Region titles and appearances in the national semifinals. Off the field, he was a three-time all-academic selection.

ANTONIO CLIFTON

CORNERBACKS



Antonio Clifton enters his fourth season as a member of the coaching staff and first year as cornerback coach at UT Martin, his alma mater, in 2022.

Before transitioning to an assistant role, he served as a defensive and special teams graduate assistant for three years from 2019-21 with the Skyhawks. In that role he worked primarily with the rovers and special teams units.

Clifton played in 24 games at UT Martin from 2016-18, tallying 37 tackles and 1.5 tackles for loss while recording four pass breakups. He also spent two seasons at Itawamba Community College where he tallied 95 tackles, three tackles for loss, four pass breakups, two forced fumbles, an interception, a blocked kick and a fumble recovery.

A native of Tupelo, Miss., Clifton prepped at Tupelo High School where he helped the Golden Wave notch a Class 6A state runner-up berth.

Clifton graduated from UT Martin in 2019 with a bachelor's degree in health and human performance.

AIDAN PANNI

SPECIAL TEAMS ASSISTANT



Aidan Panni enters his first season as an assistant coach at UT Martin since joining the staff in the spring of 2022, serving as a special teams assistant.

Prior to joining UT Martin, Panni served as a graduate assistant and tight ends assistant at West Texas A&M during the 2021 season.

Panni previously spent time as a special teams quality control coach at Gardner-Webb during the COVID-19 abbreviated 2020-21 campaign.

The Birchwood, Tenn. native played collegiately at Tennessee Tech where he was a long snapper from 2016-19. During that time he saw his lone action in 2019 as a senior against Austin Peay. Before that he had a standout prep career at Ooltewah High School where he won three Region 4-5A/District 5-AAA championship in 2013, 2014 and 2015.

Panni graduated from Tennessee Tech University with a bachelor's degree in secondary education in 2019.

ANTHONY GORE, JR.

JACKS | SPECIAL TEAMS ASSISTANT



Anthony Gore, Jr. enters his first season as an assistant coach at UT Martin since joining the staff in the summer of 2022, working as a special teams assistant and with the jacks.

Prior to joining UT Martin, Gore served as a graduate assistant and assistant defensive backs coach at Shorter University for the 2021 season.

Gore previously spent time as an assistant football coach at Bulloch Academy School in 2020 in Statesboro, Ga.

Before his coaching career he enjoyed a strong collegiate career at Kennesaw State where he was a three-time All-Big South performer, earning first team honors in 2017 and 2018 while garnering a second team recognition in 2016. His best season came as a senior in 2018 when he was named an All-American along with being tabbed Big South Conference Defensive Player of the Year and a finalist for the Buck Buchanan Award. He ranked second in the Big South in sacks (6.0) and tackles for loss (17.0) while setting a league record with 6.0 tackles for loss against Wofford in the second round of the FCS playoffs.

For his career, Gore played in 49 games while compiling 275 tackles, 42.0 tackles for loss and 10.0 sacks. He also forced five fumbles, had five passes defended and recorded two interceptions. Additionally, he was named to the 2010-19 Big South Football All-Decade Team.

Following his collegiate career, he had a professional stint in the Canadian Football League with the Calgary Stampeders.

Gore graduated from Kennesaw State with a bachelor's degree in integrated studies and a minor in coaching in 2018. He also earned his master's degree in kinesiology with a coaching education concentration in 2021 from Georgia Southern.

KEON HOWARD

RUNNING BACKS | GRADUATE ASSISTANT



Keon Howard enters his first season as a graduate assistant coach at UT Martin since joining the staff in the summer of 2022, working primarily with the running backs.

Howard transitions into a coaching role after serving as the starting quarterback for the Skyhawks in 2021. In his lone season at UT Martin, he led the team to its third 10-win season in the program's 92-year history – including a school-record nine-game winning streak – on the way to an Ohio Valley Conference championship and NCAA Division I playoff berth.

The 2021 OVC Offensive Player of the Year accounted for 2,285 yards of total offense and 25 touchdowns in 10 games. He completed 59.7 percent of his passes for 1,811 yard and 15 touchdowns and carried the ball 95 times for 474 yards (5.0 ypc) and 10 scores. He ran for multiple touchdowns in four games and threw for multiple scores in four contests. For the regular season, Howard ranked 24th nationally in rushing touchdowns and 27th in points responsible for/game (13.6).

During his record-breaking season he set new program marks by becoming the first quarterback to rush for 10 touchdowns in a single season while also notching the first quadfecta of multiple rushing touchdown performances in a single season at UT Martin. He was rewarded for his strong play by finishing as a finalist for the 2021 Walter Payton Award – presented by Stats Perform to the FCS National Offensive Player of the Year.

Additionally, he was named to OVC Offensively Player of the Week twice while taking home OVC Newcomer of the Week honors on four occasions.

Howard graduated with a bachelor's degree in management from Tulane in 2021.

TJ MINNIFEE

DEFENSIVE / SPECIAL TEAMS GRADUATE ASSISTANT



TJ Minniffee enters his first season as a graduate assistant coach at UT Martin since joining the staff in the summer of 2022, working primarily with the linebackers and special teams.

Minniffee joins the Skyhawk coaching staff after a four-year playing career at UT Martin. The defensive lineman appeared in one game from 2018-21, making his lone appearance against Tennessee State in 2020.

Prior to his playing days at UT Martin, he spent one season at Tennessee where he did not see game action for head coach Butch Jones. Before that he prepped at Wilson Central High School where he was a two-time all-county selection and picked up an All-Region 4 6A honor.

CHRIS BELL

DIRECTOR OF FOOTBALL OPERATIONS

**BART BELEW**

ASST. ATHLETIC DIRECTOR FOR SPORTS MEDICINE

**TYSON GALE**

HEAD STRENGTH AND CONDITIONING COACH

**TONY LESTER**

ASSISTANT STRENGTH AND CONDITIONING COACH

**FABIAN HILLMAN**


ASSISTANT STRENGTH AND CONDITIONING COACH

**HOUSTON DOWNEY**

EQUIPMENT MANAGER


**LENON JAMES, JR.**

ASSISTANT RECRUITING COORDINATOR

**MCKINNEY BAKER**

VIDEO COORDINATOR





MEET THE

SKYHAWKS



ALPHABETICAL ROSTER

NUMERICAL ROSTER

THIS IS UT MARTIN

COACHING STAFF

MEET THE SKYHAWKS

SEASON PREVIEW

YEAR IN REVIEW

RECORD BOOK

44

No.	Name	Pos.	No.	Name	Pos.	Ht.	Wt.	Yr.	Hometown (Previous School)
25	Isaiah Abdullah	LB	0	Randy Fields, Jr.	WR	6-1	195	R-Jr.	Newark, Del. (West Virginia)
95	Jackson Abel	K/P	0	TJ Neal	JACK	6-1	235	Gr.	Nashville, Tenn. (Wofford)
29	Kaleb Almo	DB	1	Rob Hicks	LB	6-1	235	Gr.	Miami, Fla. (Louisville)
26	Alexander Andre	S	2	JoJo Belgrave	DE	6-3	255	R-So.	Miami, Fla. (Pitt)
74	Mitchell Appleton	OL	2	Sam Franklin	RB	5-10	195	R-Fr.	Little Rock, Ark. (Central HS)
80	Malik Baker	WR	3	Dresser Winn	QB	6-3	215	Gr.	Dresden, Tenn. (Dresden HS)
9	Oshae Baker	S	3	Ty Woods	S	5-10	175	Gr.	Birmingham, Ala. (Delta State)
45	Stephen Ballard	LB	4	Shaun Lewis	DB	6-0	180	Gr.	Houston, Texas (Houston)
2	JoJo Belgrave	DE	4	DeVonte Tanksley	WR	5-10	160	R-So.	Belle Glade, Fla. (Catawba CC)
22	Andre Brackett	DB	5	Zoe Roberts	WR	5-11	185	So.	Perry, Fla. (Taylor County HS)
42	Austin Bray	TE	6	Jay Rogers	DT	6-3	290	R-Jr.	Memphis, Tenn. (Northern Colorado)
10	Cornelius Brown IV	QB	7	Aaron Webb	S	6-0	175	R-So.	St. Louis, Mo. (Iowa Western CC)
14	Cal Camp	QB	8	Jordan Castleberry	RB	5-8	185	R-So.	Cleveland, Ohio (Maryland)
97	Toby Camp	DT	8	Giovanni Davis	JACK	6-3	250	So.	Miami Gardens, Fla. (Dr. Krop HS)
32	Michael Campbell	LB	9	Oshae Baker	S	5-10	195	So.	Sanford, Fla. (Seminole HS)
66	Drake Carroll	OL	10	Cornelius Brown IV	QB	6-6	210	R-So.	Birmingham, Ala. (Georgia State)
8	Jordan Castleberry	RB	10	Daylan Dotson	DE	6-2	280	So.	Savannah, Ga. (Jenkins HS)
65	Riley Cleary	OL	11	Tevin Shipp	LB	6-2	230	R-So.	Smyrna, Tenn. (Smyrna HS)
63	Branson Conner	OL	11	Kody Sparks	QB	6-5	220	R-Fr.	Murfreesboro, Tenn. (Bowling Green)
13	Jermaine Cooley	JACK	12	Carson Evans	S	6-1	185	R-So.	Memphis, Tenn. (First Assembly Christian)
71	Logan Crouch	OL	13	Jermaine Cooley	JACK	6-2	240	Jr.	Dublin, Ga. (Dublin HS)
32	Bryce Dailey	TE	13	Elijah Smoot	WR	6-1	180	Jr.	Beggs, Okla. (Northeastern Oklahoma A&M)
8	Giovanni Davis	JACK	14	Cal Camp	QB	6-3	205	Fr.	Madison, Ga. (Morgan County HS)
99	Kenyon Davis	NT	14	Tyler Gore	DB	5-10	175	Gr.	Brooksville, SC (Georgia State)
34	Jaden Deaton	RB	15	Colton Dowell	WR	6-3	215	Gr.	Lebanon, Tenn. (Wilson Central HS)
10	Daylan Dotson	DE	16	Jaylon Sharpe	LB	6-2	240	R-So.	Charlotte, NC (Charlotte)
94	Christian Dowell	NT	17	Ajay Smith	WR	6-4	190	Jr.	Detroit, Mich. (Independence CC)
15	Colton Dowell	WR	18	John H. Ford II	LB	6-3	230	Gr.	Nashville, Tenn. (John Overton HS)
78	Jason Eaton	OL	18	Josh Lundy	QB	6-3	190	R-Fr.	Hoover, Ala. (Hoover HS)
75	Nick Edwards	OL	19	Jack Lucas	S	6-0	180	R-So.	Louisville, Ky. (Louisville Male)
12	Carson Evans	S	20	JaMichael McGoy, Jr.	DB	5-10	170	R-Fr.	Chattanooga, Tenn. (Boyd-Buchanan HS)
43	Levi Evans	LB	21	Zak Wallace	RB	6-0	220	R-So.	Benton, Ark. (Benton HS)
0	Randy Fields, Jr.	WR	22	Andre Brackett	DB	5-11	190	Gr.	East Windsor, Conn. (Bryant)
88	Parker Floyd	TE	22	Kyler Pearson	WR	5-8	160	So.	Tulsa, Okla. (Kansas)
18	John H. Ford II	LB	23	Antonio Jackson	S	6-1	185	R-Fr.	Bessemer, Ala. (Hueytown HS)
2	Sam Franklin	RB	23	Terayon Sweet	RB	5-11	200	R-Fr.	San Bernardino, Calif. (Winner Circle Athletics)
39	Khalik Ganaway	RB	24	Chris Hunter	LB	6-1	240	R-So.	Knoxville, Tenn. (Army Prep)
27	Andrew Garwo	DB	25	Isaiah Abdullah	LB	6-3	220	R-So.	Los Angeles, Calif. (Wyoming)
47	Jackson Gay	TE	26	Alexander Andre	S	5-11	175	So.	Kissimmee, Fla. (Bishop Moore HS)
28	Isaiah Gibbs	RB	26	Tyler Pugh	S	5-10	170	R-Fr.	Loganville, Ga. (Grayson HS)
85	Jaden Gibbs	WR	27	Andrew Garwo	DB	6-0	180	R-Fr.	Levittown, Pa. (Temple)
29	Wyatt Gilbert	S	27	Ed Osley	RB	6-0	200	Fr.	Birmingham, Ala. (Clay-Chalkville HS)
14	Tyler Gore	DB	28	Isaiah Gibbs	RB	5-9	185	R-So.	Knoxville, Tenn. (Farragut HS)
28	Vincent Guy	DB	28	Vincent Guy	DB	6-0	180	R-So.	Memphis, Tenn. (Whitehaven HS)
60	Greg Gyenis	OL	29	Kaleb Almo	DB	6-0	190	Fr.	Memphis, Tenn. (PURE Youth Athletics)
54	Matthan Hatchie	OL	29	Wyatt Gilbert	S	5-11	180	R-Fr.	Fairfield, Ill. (Fairfield HS)
1	Rob Hicks	LB	30	Deven Sims	S	6-2	200	R-Sr.	Smyrna, Tenn. (Smyrna HS)
48	Lewis Hudson	OL	30	Orlandis Williamson	DB	5-10	170	R-Fr.	Milan, Tenn. (Milan HS)
24	Chris Hunter	LB	31	De'Andre Kelly	RB	6-0	200	Fr.	South Pittsburg, Tenn. (South Pittsburg HS)
23	Antonio Jackson	S	31	LaMarion Pierce	DB	6-0	175	Fr.	Lewisburg, Tenn. (Marshall County HS)
76	Marcus James	OL	32	Michael Campbell	LB	6-1	210	Jr.	Horn Lake, Miss. (Northwest Mississippi CC)
35	CJ Johnson	DB	32	Bryce Dailey	TE	6-4	245	Fr.	Memphis, Tenn. (Christian Brothers HS)
93	Jarid Johnson	DT	34	Jaden Deaton	RB	6-0	200	R-So.	New Albany, Miss. (Northeast Mississippi CC)
38	Bradley Jones	S	35	CJ Johnson	DB	6-2	175	R-So.	San Diego, Calif. (Southern Utah)
31	De'Andre Kelly	RB	36	Shamari Weir	LB	6-0	220	So.	Fort Lauderdale, Fla. (Coconut Creek HS)
44	Brett Kuczynski	LS	37	Tyler Larco	K/P	5-9	155	R-So.	Miami, Fla. (Miami Palmetto)
37	Tyler Larco	K/P	38	Bradley Jones	S	6-2	200	Gr.	Nashville, Tenn. (Tennessee)
89	Deray Lawrence	WR	39	Khalik Ganaway	RB	5-8	175	Fr.	Trenton, Tenn. (Peabody HS)
4	Shaun Lewis	DB	40	Brock Powers	LS	6-2	230	Sr.	Cornersville, Tenn. (Cornersville HS)
19	Jack Lucas	S	41	AJ Robinson, Jr.	S	5-10	180	Fr.	Memphis, Tenn. (Whitehaven HS)
18	Josh Lundy	QB	42	Austin Bray	TE	6-6	230	Fr.	Venice, Fla. (Venice HS)
55	AJ Marquez	OL	42	Kobe Okeke	LB	6-1	220	R-Fr.	Smyrna, Tenn. (Birmingham Sports Academy)
20	JaMichael McGoy, Jr.	DB	43	Levi Evans	LB	6-3	220	Fr.	Kingsport, Tenn. (Dobyns-Bennett HS)
77	Lamar Morgan	OL	44	Brett Kuczynski	LS	6-0	235	R-Fr.	Lombard, Ill. (Louisville)
0	TJ Neal	JACK	45	Stephen Ballard	LB	6-1	190	R-Fr.	Milan, Tenn. (Milan HS)
81	DJ Nelson	TE	47	Jackson Gay	TE	6-2	235	R-Fr.	Panama City, Fla. (Bozeman HS)
42	Kobe Okeke	LB	48	Lewis Hudson	TE	6-2	240	Fr.	Paris, Tenn. (Henry County HS)
79	Gavin Olson	OL	48	Frankie Onate	K/P	5-11	200	Gr.	Jacksonville, Fla. (South Alabama)

NUMERICAL ROSTER

ALPHABETICAL ROSTER

No.	Name	Pos.	Ht.	Wt.	Yr.	Hometown (Previous School)
49	Erin Parker	TE	6-3	250	R-Fr.	Memphis, Tenn. (Memphis Central HS)
54	Matthan Hatchie	OL	6-2	310	Sr.	Haleiwa, Hawaii (Garden City CC)
55	AJ Marquez	OL	6-6	285	R-Fr.	Port Charlotte, Fla. (Port Charlotte HS)
60	Greg Gyenis	OL	6-3	305	R-Fr.	Tampa, Fla. (Jesuit HS)
61	Eli Patrick	OL	6-0	225	R-Fr.	Covington, Tenn. (Covington HS)
62	Josiah Tingley	OL	6-2	290	R-Fr.	Cordova, Tenn. (Evangelical Christian HS)
63	Branson Conner	OL	6-7	310	Fr.	Memphis, Tenn. (Whitehaven HS)
64	Zion Rucker	OL	6-4	300	R-Fr.	Smyrna, Tenn. (Smyrna HS)
65	Riley Cleary	OL	6-5	275	Fr.	Venice, Fla. (Venice HS)
66	Drake Carroll	OL	6-2	302	Jr.	Alexandria, La. (East Central CC)
67	Logan Swartz	OL	6-7	300	R-So.	Rock Island, Ill. (Iowa Western CC)
68	Garrett Smith	OL	6-3	290	Fr.	Portland, Tenn. (Portland HS)
70	Cade Richards	OL	6-5	265	R-Fr.	Clearwater, Fla. (Clearwater Central Catholic)
71	Logan Crouch	OL	6-6	315	Fr.	Tulahoma, Tenn. (Tulahoma HS)
72	Jarod Russell	OL	6-4	315	R-Fr.	Murfreesboro, Tenn. (Riverdale HS)
73	D'Marius Warren	OL	6-4	300	Sr.	Kennett, Mo. (Northwestern Oklahoma State)
74	Mitchell Appleton	OL	6-5	300	R-Fr.	De Soto, Mo. (De Soto HS)
75	Nick Edwards	OL	6-5	325	R-Fr.	Clarksville, Tenn. (Tennessee)
76	Marcus James	OL	6-5	305	Fr.	Memphis, Tenn. (Germantown HS)
77	Lamar Morgan	OL	6-5	305	Jr.	Detroit, Mich. (East Central CC)
78	Jason Eaton	OL	6-8	315	R-Fr.	Clarksville, Tenn. (Eastern Michigan)
79	Gavin Olson	OL	6-4	290	Jr.	Memphis, Tenn. (Memphis Harding Academy)
80	Malik Baker	WR	5-11	190	Fr.	Baltimore, Md. (St. Frances Academy)
81	DJ Nelson	TE	6-5	220	R-Fr.	York, Ala. (Selma HS)
83	George Qualls, Jr.	WR	6-3	190	Jr.	Caruthersville, Mo. (Akron)
84	Airius Trice	WR	6-1	160	R-Fr.	Shelbyville, Tenn. (Bethel)
85	Jaden Gibbs	WR	6-4	185	R-So.	Knoxville, Tenn. (Farragut HS)
88	Parker Floyd	TE	6-5	245	R-Jr.	Gatesville, Texas (Incarnate Word)
89	Deray Lawrence	WR	5-7	130	R-Jr.	Germantown, Tenn. (Germantown HS)
90	Keion Willis	DE	6-3	265	R-Jr.	St. Louis, Mo. (Missouri)
91	Tyson Strickland	NT	6-2	270	R-Fr.	Cordova, Tenn. (Tennessee Valley Prep)
93	Jarid Johnson	DT	6-2	310	Jr.	Poplarville, Miss. (Pearl River CC)
94	Christian Dowell	NT	6-2	280	So.	Memphis, Tenn. (Christian Brothers HS)
95	Jackson Abel	K/P	5-8	210	Fr.	Martin, Tenn. (Westview HS)
95	Elijah Young	JACK	6-0	225	Fr.	Gleason, Tenn. (Gleason HS)
96	Charles Perkins	DE	6-3	280	Fr.	Memphis, Tenn. (Memphis Aca. of Health Sciences)
97	Toby Camp	DT	6-3	250	R-Fr.	Attalla, Ala. (Etowah HS)
98	Myles Saulsberry	NT	6-2	285	Fr.	Memphis, Tenn. (Lausanne Collegiate HS)
98	Ryan Young	K	6-1	150	Fr.	Nashville, Tenn. (Lipscomb Academy)
99	Kenyonte Davis	NT	6-5	290	R-Jr.	Columbia, Tenn. (Columbia Central HS)

No.	Name	Pos.
48	Frankie Onate	K/P
27	Ed Osley	RB
49	Erin Parker	TE
61	Eli Patrick	OL
22	Kyler Pearson	WR
96	Charles Perkins	DE
31	LaMarion Pierce	DB
40	Brock Powers	LS
26	Tyler Pugh	S
83	George Qualls, Jr.	WR
70	Cade Richards	OL
5	Zoe Roberts	WR
41	AJ Robinson, Jr.	S
6	Jay Rogers	DT
64	Zion Rucker	OL
72	Jarod Russell	OL
98	Myles Saulsberry	NT
16	Jaylon Sharpe	LB
11	Tevin Shipp	LB
30	Deven Sims	S
17	Ajay Smith	WR
68	Garrett Smith	OL
13	EJ Smoot	WR
11	Kody Sparks	QB
91	Tyson Strickland	NT
67	Logan Swartz	OL
23	Terayon Sweet	RB
4	DeVonte Tanksley	WR
62	Josiah Tingley	OL
84	Airius Trice	WR
21	Zak Wallace	RB
73	D'Marius Warren	OL
7	Aaron Webb	S
36	Shamari Weir	LB
30	Orlandis Williamson	DB
90	Keion Willis	DE
3	Dresser Winn	QB
3	Ty Woods	S
95	Elijah Young	JACK
98	Ryan Young	K

FOOTBALL STAFF

Coaching Staff

Head Coach: Jason Simpson Southern Miss, 1995	17th season
Asst. Head Coach/Defensive Coordinator/Secondary: Chris Polizzi Lake Forest, 2005	Fifth season
Offensive Coordinator/Offensive Line: Kevin Bannon UT Martin, 2009	11th season
Run-Game Coordinator/Offensive Line/Tight Ends: Matt Jones Eastern Illinois, 2008	Fourth season
Pass-Game Coordinator/Quarterbacks: Travis Partridge Missouri Western State, 2013	First season
Run-Game Coordinator/Linebackers: Brandon Butcher Coastal Carolina, 2014	Third season
Wide Receivers: Dallas Dickey West Georgia, 2015	First season
Defensive Line: Justin Robinson UIndy, 2012	First season
Cornerbacks: Antonio Clifton UT Martin, 2019	Fourth season
Special Teams Assistant: Aidan Panni Tennessee Tech, 2019	First season
Jacks/Special Teams Assistant: Anthony Gore Kennesaw State, 2018	First season

Graduate Assistants

Offensive Graduate Assistant/Running Backs: Keon Howard Tulane, 2021	First season
Defensive Graduate Assistant/Linebackers: TJ Minnifree UT Martin, 2021	First season

Support Staff

Director of Football Operations: Chris Bell	Seventh season
Head Coach for Strength & Conditioning Coach: Tyson Gale	1st season
Assistant Strength & Conditioning Coach: Tony Lester	10th season
Equipment Manager: Houston Downey	Third season

PRONUNCIATION GUIDE

Isaiah Abdullah	(Ab-dual-uh)
Kaleb Almo	(Owl-mo)
Malik Baker	(Muh-leak)
Oshae Baker	(Oh-shay)
Giovanni Davis	(Gee-oh-vhon-ee)
Kenyonte Davis	(Ken-yawn-tay)
Jaden Deaton	(Jay-dee-in)
Daylan Dotson	(Day-len)
Khalik Ganaway	(Kuh-leak Gan-uh-way)
Andrew Garwo	(Gar-woah)
Jaden Gibbs	(Jay-den)
Greg Gyenis	(Guy-enn-iss)
Matthan Hatchie	(May-then Hotch-ee)
Brett Kuczynski	(Kuh-gin-ski)
Tyler Larco	(Larr-co)
Kobe Okeke	(O-key-key)
Frankie Onate	(Oh-nate)
Ed Osley	(Oz-lee)
Tyler Pugh	(Pew)
Zoe Roberts	(Zo)
Josiah Tingley	(Ting-lee)
Airius Trice	(Air-ee-us Tri-sss)
Shamari Weir	(Shuh-mar-ee Wee'r)



ISAIAH ABDULLAH
LOS ANGELES, CALIF. • WYOMING

25 POSITION • LINEBACKER
HEIGHT • 6-3
WEIGHT • 220
CLASS • R-SOPHOMORE

2021: Played in eight games for the Skyhawks, primarily on special teams... Helped team to OVC Championship and second round berth in NCAA Division I playoffs... Compiled four total tackles, including three solos and one assist... Recorded tackles against Northwestern State (Sept. 18), No. 9 Jacksonville State (Sept. 25), Murray State (Oct. 9) and Austin Peay (Oct. 30).

2020-21: Played in all seven games for the Skyhawks primarily on special teams and at linebacker... Compiled three total tackles, including one solo and two assists... Tallied a season-high three tackles against Tennessee Tech (Apr. 11).

BEFORE UTM: Redshirted the 2019 season at Wyoming... Prepped at Wilson High School for head coach Sergio Villasenor... Named the 2018 Defensive MVP of the Northern League in Los Angeles... Earned All-Northern League First Team honors as a linebacker both his junior and senior seasons... Participated in the 13th Annual Offense-Defense All-American Bowl Week in Daytona Beach, Fla.... Made 81 tackles, had 8.0 sacks, intercepted one pass, forced three fumbles and recovered one fumble from his linebacker spot as a senior... Averaged 7.4 tackles per game in 2018... Rushed for 444 yards on 78 carries and scored seven rushing touchdowns... Caught 41 passes for 636 yards and scored five receiving TDs his senior season... Returned four kickoffs for 116 yards and a 29.0-yard average... Accounted for 1,199 all-purpose yards as a senior, and averaged 109.0 yards per game... Wilson High earned the No. 2 seed in the 2018 CIF L.A. City Section Division II Playoffs, where they advanced to the quarterfinals... Rated as three-star recruit by 247 Sports.

PERSONAL: Born on March 22, 2001... Son of Sarah Rankin... Has two siblings, Isabella and Isaac... Majoring in criminal justice.



JACKSON ABEL
MARTIN, TENN. • WESTVIEW HS

95 POSITION • PUNTER
HEIGHT • 5-8
WEIGHT • 210
CLASS • FRESHMAN

BEFORE UTM: Joins the Skyhawks from Westview High School where he played for head coach Jarod Neal... Owned one of the best legs in the state of Tennessee while helping the Chargers go 15-1 in 2021, winning a Class 2A state championship... Named 2021 Region 2A Kicker of the Year... Earned three Region 2A Punter of the Year honors... Made three field goals in 2021, converting 75-of-82 extra-point attempts... Also recorded touchbacks on 30 of his kickoff attempts... Punted 25 times for an average of 41.6 yards per punt and five touchbacks while placing five inside the 20 with a long of 60 yards... Tabbed to Jackson Sun All West Tennessee Team... Named to TSWA 2A All-State team... Trained by noted kicking guru James Wilhoit, who left the University of Tennessee as the program's second all-time leading scorer in 2006.

PERSONAL: Born on Nov. 7, 2003... Son of John and Debbie Abel... Has one sibling, Peyton... Majoring in agriculture business.



KALEB ALMO
MEMPHIS, TENN. • PURE YOUTH ATHLETICS

29 POSITION • DEFENSIVE BACK
HEIGHT • 6-0
WEIGHT • 190
CLASS • FRESHMAN

BEFORE UTM: Joins the Skyhawks from PURE Youth Athletics Alliance where he played for head coach Melvin Cole... During his senior year he tallied 55 tackles along with eight tackles for loss... Recorded three interceptions while tallying eight pass breakups... Forced a pair of fumbles while recovering another... Began his prep career at Kirby High School.

PERSONAL: Born on Nov. 11, 2002... Son of Tracy Almo Sr... Has two siblings, Tracy Jr. and Arien... Majoring in interdisciplinary studies.



ALEXANDER ANDRE
KISSIMMEE, FLA. • BISHOP MOORE HS

26 POSITION • SAFETY
HEIGHT • 5-11
WEIGHT • 175
CLASS • SOPHOMORE

2021: Played in six games for the Skyhawks at defensive back... Helped team to OVC Championship and second round berth in NCAA Division I playoffs... Compiled seven total tackles, including six solos and one assist... Notched 0.5 tackle for loss totaling 33 yards against No. 9 Jacksonville State (Sept. 25)... Posted a season-high four tackles against Samford (Sept. 11)... Recovered a fumble against Northwestern State (Sept. 18)... Posted a pass breakup against Murray State (Oct. 9)... Tallied three tackles against No. 9 Jacksonville State (Sept. 25).

2020-21: Did not see game action.

BEFORE UTM: Joins the Skyhawks from Bishop Moore High School where he played for head coach Matt Hedrick... Played in 10 games as a senior, tallying 29 total tackles, including 10 solos and 19 assists... Recorded one interception... Played in the Central Florida All-Star game.

PERSONAL: Born on March 13, 2002... Son of Belinda Darbouze... Has two siblings, Gregory and Michelle... Majoring in health and human performance.



MITCHELL APPLETON
DE SOTO, MO. • DE SOTO HS

74 POSITION • OFFENSIVE LINE
HEIGHT • 6-5
WEIGHT • 300
CLASS • SOPHOMORE

2021: Played in two games for the Skyhawks on the offensive line... Helped team to OVC Championship and second round berth in NCAA Division I playoffs... Saw action in both playoff contests against No. 10 Missouri State (Nov. 27) and No. 8 Montana State (Dec. 4)... Offensive unit ranked 15th nationally with 207.6 rushing yards per game.

2020-21: Played in five games for the Skyhawks on the offensive line and at tight end in big packages... Earned his first career start against Tennessee State (March 28) at right guard... Saw action against Murray State (Feb. 28), Eastern Illinois (March 7), No. 10 Jacksonville State (March 14), Tennessee State (March 28) and Tennessee Tech (Apr. 11)... Named to OVC Commissioner's Honor Roll... Named to Athletic Director's Honor Roll in both the fall and spring semesters.

BEFORE UTM: Joins the Skyhawks from De Soto High School where he played for head coach Bobby Thompson... Named to Mississippi Area Football Conference first team... Three-year starter on the offensive line... Tallied 18 tackles... Ranked as a four-star prospect by Six Star Football.

PERSONAL: Born on December 3, 2001... Son of Jerry and Dina Appleton... Has one sibling, Taylor... Majoring in secondary education.



MALIK BAKER
BALTIMORE, MD. • ST. FRANCES ACADEMY

80 POSITION • WIDE RECEIVER
HEIGHT • 5-11
WEIGHT • 190
CLASS • FRESHMAN

BEFORE UTM: Joins the Skyhawks from St. Frances Academy where he played for head coach Messay Haillemariam... Helped his team to an 8-1 record and a No. 4 ranking in the nation... Tallied seven receptions for 138 yards and two touchdowns against De La Salle... Was part of a Panther squad that played a stout schedule against some of the nation's top programs in 2021, snapping defending national champion IMG Academy's 19-game winning streak... Previously played at Oxon Hill High School... Tallied 47 receptions for 1,104 yards and 11 touchdowns as a junior... Averaged 100.4 yards per game... Returned a 75-yard punt for a touchdown... Best game came against Suitland with eight receptions for 191 yards and two touchdowns.

PERSONAL: Born on May 27, 2003... Son of Malik Baker and Recole Byrd... Has three siblings, Reid, Giovanni and Bailey... Major is undecided.



OSHAЕ BAKER
SANFORD, FLA. • SEMINOLE HS

9 POSITION • SAFETY
HEIGHT • 5-10
WEIGHT • 195
CLASS • SOPHOMORE

2022: Named to Preseason All-OVC squad...Tabbed to Phil Steele Preseason All-OVC second team.

2021: Named Phil Steele FCS Freshman All-American...Tabbed to Phil Steele All-OVC third team...Played in all 13 games for the Skyhawks while starting 11 contests at cornerback and safety...Helped team to OVC Championship and second round berth in NCAA Division I playoffs...Compiled 68 total tackles, 39 solos and 29 assists...Notched 3.5 tackles for loss totaling 10 yards...Recorded 2.0 sacks – coming against Tennessee State (Nov. 6) and No. 10 Missouri State (Nov. 27)...Ranked second in the OVC and tied for the team lead with four interceptions...Tallied interceptions against Northwestern State (Sept. 18), Tennessee Tech (Nov. 13), Southeast Missouri (Nov. 20) and No. 10 Missouri State (Nov. 27)...Led the team and ranked third in the OVC with nine pass breakups...Ranked third in the OVC with 13 passes defended...Had a pair of pass breakups against No. 9 Jacksonville State (Sept. 25), Southeast Missouri (Oct. 23) and Tennessee State (Nov. 6)...Posted a season-high nine tackles on two occasions against Austin Peay (Oct. 30) and No. 8 Montana State (Dec. 4)...Recovered a fumble against No. 9 Jacksonville State (Sept. 25)...Tallied one quarterback hurry.

2020-21: Played in five games for the Skyhawks while starting two at safety...Earned starts against Southeast Missouri (Apr. 3) and Tennessee Tech (Apr. 11)...Compiled five total tackles, including one solo and four assists...Posted a season-high three tackles against Southeast Missouri (Apr. 3)...Recorded a quarterback hurry against Tennessee Tech (Apr. 11)...Tallied a pass breakup against Southeast Missouri (Apr. 3)...Blocked a kick against Tennessee Tech (Apr. 11).

BEFORE UTM: Joins the Skyhawks from Seminole High School where he played for head coach Don Stark...Scored 17 total touchdowns...Tallied 37 receptions for 603 yards...Recorded 11 receiving touchdowns...Averaged 60.3 yards per game...Averaged 16.3 yards per reception...Notched three rushing touchdowns...Named ESPN Orlando Special Teams "Dude" of the Year...Tallied two punt return touchdowns and a kick return touchdown.

PERSONAL: Born on January 4, 2002...Son of Joe Baker and Bridget Nelson...Has four siblings, Dyron, Ed, Joe and Meai...Majoring in health and human performance.




STEVEN BALLARD
MILAN, TENN. • MILAN HS

45 POSITION • LINEBACKER
HEIGHT • 6-1
WEIGHT • 190
CLASS • R-FRESHMAN

2021: Redshirted...Did not see game action.

BEFORE UTM: Prepped at Milan High School where he played for head coach Carl Diffie...Helped the team to a 12-2 record and a berth in the TSSAA state championship...Tallied 52 tackles, two interceptions, two fumble recoveries and five pass breakups as a senior...Tabbed team captain...Named a two-time 7-3A All-Region first team selection...Named 2020 West Tennessee All-Star...Tallied 54 tackles, 7.0 tackles for loss, five forced fumbles, three fumble recoveries and an interception as a junior.

PERSONAL: Born on Oct. 3, 2002...Son of Anthony and Tawanna Ballard...Majoring in finance.



JOJO BELGRAVE
MIAMI, FLA. • PITT

2 POSITION • DEFENSIVE END
HEIGHT • 6-3
WEIGHT • 255
CLASS • R-SOPHOMORE

BEFORE UTM: Joins the Skyhawks from Pittsburgh where he spent two seasons but did not see game action with the Panthers during the 2020 or 2021 seasons...Prepped at Miami Southridge Senior where he played for head coach Sedrick Irvin, Sr....Tallied 50 tackles, 8.5 sacks, three forced fumbles, two fumble recoveries and a pair of defensive touchdowns as a senior...Helped Southridge to a 9-3 record and a berth in the Florida High School Athletic Association (FHSAA) Class 8A playoffs – the state's largest classification...Ranked as a three-star prospect by 247Sports.com...Ranked as a three-star prospect by Rivals.

PERSONAL: Born on July 8, 2001...Step-son of Thomas Mobley and the son of the late Macketta Belgrave...His guardian is Philip Simpson...Has three siblings, Thomas Jr., Philip Jr. and Nicholas...Majoring in criminal justice.



ANDRE BRACKETT
EAST WINDSOR, CONN. • BRYANT

22 POSITION • DEFENSIVE BACK
HEIGHT • 5-11
WEIGHT • 190
CLASS • GRADUATE

BEFORE UTM: Joins the Skyhawks from Bryant where he played for head coach Chris Merritt...Played parts of five seasons with the Bulldogs, tallying 141 total tackles, five interceptions, 19 pass breakups and three forced fumbles in 40 games...Returned 19 kicks for an average of 29.5 yards per return, including one touchdown of 95 yards...Played in four games in 2021, tallying 13 tackles and three pass breakups in limited action...Tabbed to 2021 All-NEC Preseason team as both a defensive back and return specialist...Named to Phil Steele Preseason All-NEC first team defense...Named to Phil Steele Preseason All-NEC first team kick returner/all-purpose and third team punt returner...Tallied nine tackles while averaging 40.0 yards per kick return in an abbreviated 2020-21 campaign...Named to 2020-21 All-NEC first team as a defensive back and return specialist...Played and started in all 12 games while notching 56 tackles during 2019 season while recording three interceptions and six pass breakups...Appeared and started in all 11 games in 2018, finishing with 39 tackles and seven pass breakups...Named to Phil Steele All-NEC third team...Recorded 24 tackles and two interceptions as a true freshman in 2017...Named the NEC Defensive Rookie of the Year, just the second in Bryant history...Prepped at East Catholic where he was named NEPSAC All-New England and first team all-conference...Broke school single-season records for all-purpose yards, rushing yards (1,501) and touchdowns (16)...Rushed for 1,240 yards and 23 touchdowns as a senior.

PERSONAL: Born on Dec. 23, 1999...Son of Andre and Catina Brackett...Graduated with a bachelor's degree in global supply chain management from Bryant University in 2022.



AUSTIN BRAY
VENICE, FLA. • VENICE HS

42 POSITION • TIGHT END
HEIGHT • 6-6
WEIGHT • 230
CLASS • FRESHMAN

BEFORE UTM: Joins the Skyhawks from Venice High School where he played for head coach John Peacock...Helped the Indians to a 14-1 record and a 2021 Florida 8A state championship...Tallied 15 receptions for 190 yards and one touchdown...Averaged 12.4 yards per reception...Earned first team all-state honors...Previously played at Glenwood High School...Recovered a pair of fumbles...Also picked up second team all-conference honors in basketball.

PERSONAL: Born on Aug. 14, 2003...Son of David and Angela Bray...Has two siblings, Makenzie and Brandon...Sister played basketball at Truman and Lake Superior State...Majoring in computer science.



CORNELIOUS BROWN IV
BIRMINGHAM, ALA. • GEORGIA STATE

10 POSITION • QUARTERBACK
HEIGHT • 6-6
WEIGHT • 208
CLASS • R-SOPHOMORE

BEFORE UTM: Joins the Skyhawks from Georgia State where he played for head coach Shawn Elliott...Spent parts of three seasons with the Panthers where he threw for 2,489 yards and accounted for 26 total touchdowns – including 17 passing and nine rushing...Posted an impressive 2020 campaign in which he was named MVP of the 2020 LendingTree Bowl while finishing second in the Sun Belt in passing (227.8 ypg), total offense (257.9 ypg) and points responsible for (14.6 ppg)...Named to the 2020 FWA Freshman All-American Watch List...Totaled 24 touchdowns (17 passing and seven rushing) while his seven rushing touchdowns ranked as the most ever by a Georgia State freshman...Completed 178 of 304 passes for 2,278 yards while tallying 301 rushing yards for 2,579 yards of total offense...Directed a GSU offense that set a school record by averaging 33.3 points per game while ranking second in program history with 194.0 rushing yards per game and third in total offense per game (424.3)...Named Manning Award Star of the Week and FWA Fresh Four (Nov. 30) after throwing for a career-high 372 yards with two touchdowns in a win over Georgia Southern...Named Sun Belt Offensive Player of the Week after accounting for four touchdowns against ULM (Nov. 7)...Prepped at Calera High School where he played for head coach Andrew Zow...Rated the No. 5 quarterback in Alabama and the No. 37 pro-style quarterback in the nation by 247Sports...Passed for 2,334 yards and 25 touchdowns as a junior, followed by 1,600 yards and 16 touchdowns as a senior.

PERSONAL: Born on Jan. 21, 2000...Son of Cornelious Brown III and Jameka Williams...Has three siblings, DejaNeal, JamieNeal and Neil...Majoring in broadcast communications.



CAL CAMP
MADISON, GA. • MORGAN COUNTY HS

14 POSITION • QUARTERBACK
HEIGHT • 6-3
WEIGHT • 205
CLASS • FRESHMAN

BEFORE UTM: Joins the Skyhawks after a brief stint at a prep school where he was named an All-American...Threw for 2,067 yards and 30 total touchdowns in five games...Invited to play in the 2021 PostGradRecruits All-Star Bowl...Played in the Florida vs. Georgia All Star Game...Prepped at Morgan County High School where he played for head coach Bill Malone...Graduated cum laude with honors.

PERSONAL: Born on Oct. 20, 2002...Son of Drew and Kari Camp...Has two siblings, Cooper and Camden...Majoring in exercise science and wellness...Father played football at Georgia.



TOBY CAMP
ATTALLA, ALA. • ETOWAH HS

97 POSITION • DEFENSIVE TACKLE
HEIGHT • 6-3
WEIGHT • 250
CLASS • R-FRESHMAN

2021: Redshirted...Did not see game action.

BEFORE UTM: Prepped at Etowah High School where he played for head coach Ryan Locke...Wrapped up a strong senior campaign which included 36 tackles for loss, 33 quarterback hits/pressures, 15 sacks, two forced fumbles and two pass deflections...Blocked a field goal and returned an interception for a touchdown.

PERSONAL: Born on Aug. 14, 2002...Son of Michael and Tammi Camp...Has one sibling, Macy...Majoring in business management.



MICHAEL CAMPBELL
HORN LAKE, MISS. • HORN LAKE HS

32 POSITION • LINEBACKER
HEIGHT • 6-1
WEIGHT • 210
CLASS • JUNIOR

BEFORE UTM: Joins the Skyhawks from Northwest Mississippi Community College where he played for head coach Benjy Parker...Named to All-MACCC second team while helping team to back-to-back NJCAA Mississippi state championships...Compiled 40 total tackles...Notched a team-high 9.0 tackles for loss...Recorded 2.0 sacks and five hurries...In three seasons he tallied 103 total tackles, 18.0 TFL, 10 quarterback hurries, eight pass breakups, two forced fumbles, a fumble recovery and an interception...Prepped at Horn Lake High School for head coach Brad Boyette...Helped the Eagles to a 15-0 record and the MHSAA 6A state championship...Had 43 tackles, three tackles for loss, two interceptions returned for touchdowns and a fumble recovery as a senior...Ranked as a two-star prospect by 247Sports.

PERSONAL: Born on March 14, 2001...Son of Michael Williams and Taleia Campbell...Has two siblings, Markeen and Mekhi...Majoring in interdisciplinary studies.



DRAKE CARROLL
ALEXANDRIA, LA. • EAST CENTRAL CC

66 POSITION • OFFENSIVE LINE
HEIGHT • 6-2
WEIGHT • 302
CLASS • JUNIOR

BEFORE UTM: Joins the Skyhawks from East Central Community College where he played for head coach Ken Karcher...Played and started in all nine games on the offensive line for the Warriors at center...Helped the Warriors pass the century mark in rushing three times...Named to All-MACCC second team honors...Transferred from Louisiana Tech where he spent the parts of three seasons...Appeared in four games in 2020, playing primarily on special teams...Saw action in one game in 2019...Redshirted the 2018 season...Prepped at Holy Savior Menard High School for head coach Chris Gatlin...Two-time honorable mention all-state honoree while earning three first team all-district selections.

PERSONAL: Born on June 2, 2000...Son of Bo and Sonja Douglas...Has two siblings, Courtney and Casey...Majoring in health and human performance.



JORDAN CASTLEBERRY
CLEVELAND, OHIO • MARYLAND

8 POSITION • RUNNING BACK
HEIGHT • 5-8
WEIGHT • 185
CLASS • R-SOPHOMORE

2021: Played in all 13 games for the Skyhawks while starting one contest at running back and on special teams...Helped team to OVC Championship and second round berth in NCAA Division I playoffs...Earned first career start against Tennessee State (Nov. 6)...Tallied 30 carries for 154 yards...Rushed for one touchdown against Murray State (Oct. 9)...Averaged 5.1 yards per carry...Rushed for a season-high 43 yards against Western Kentucky (Sept. 2)...Tallied four receptions for 33 yards...Averaged 8.2 yards per reception...Caught a season-long 16-yard reception against Southeast Missouri (Nov. 20)...Returned three kickoffs for 41 yards...Averaged 13.7 yards per kickoff return...Posted a season-long 15-yard return against No. 8 Montana State (Dec. 4)...Notched a season-best 62 all-purpose yards in his Skyhawk debut against Western Kentucky (Sept. 2)...Named to the Athletic Director's Honor Roll for the fall semester.

BEFORE UTM: Joins the Skyhawks from Maryland where he spent the 2020 season...Played in all five games on special teams, serving on kickoff, kick return and punt return units...Tallied one tackle against Rutgers...Spent the 2019 season at Michigan but did not see game action...Prepped at St. Edward High School under head coach Tom Lombardo...Helped lead his team to a state championship in 2018...Rushed for 1,543 yards and 20 touchdowns his senior season...In the state title game, rushed for 89 yards with one touchdown...Lifted his team to a win in the state semifinals with 26 rushes for 196 yards and two touchdowns, adding another 110 all-purpose yards and another touchdown...Third-team Division I All-Ohio (offense) as a senior...First team All-District as a senior...2018 Northeast Ohio Player of the Year...Served as team captain and

three-year letter winner...Four-year honor roll student at St. Edward ... Team Captain for the Eagles (2018) and three-year letter winner.

PERSONAL: Born on Nov. 21, 2000...Son of Jerome Castleberry Sr. and Theresa Castleberry...Has seven siblings, Joel, Jerome Jr., Tamra, Vashti, Jaylen, Edward and Kylie...Majoring in criminal justice.



RILEY CLEARY

VENICE, FLA. • VENICE HS

65

POSITION • OFFENSIVE LINE
HEIGHT • 6-5
WEIGHT • 275
CLASS • FRESHMAN

BEFORE UTM: Joins the Skyhawks from Venice High School where he played for head coach John Peacock...Was a key member of the Indians program that captured Florida Class 8A state championship honors in 2021...Earned all-area accolades at left tackle after helping the squad post a 14-1 overall record during his senior campaign, ending with the school's third state title (first at the 8A level)...Helped Venice go 10-4 during the 2020 season...Blocked for one of the highest scoring offenses in the Sunshine State as the Indians racked up 1,209 points in 29 games (41.7 points per contest) over his final two seasons.

PERSONAL: Born on June 23, 2004...Son of Sean and Nikki Cleary...Has two siblings, Brody and Charlotte...Majoring in marketing.



BRANSON CONNER

MEMPHIS, TENN. • WHITEHAVEN HS

63

POSITION • OFFENSIVE LINE
HEIGHT • 6-7
WEIGHT • 310
CLASS • FRESHMAN

BEFORE UTM: Joins the Skyhawks from Whitehaven High School where he played for head coach Rodney Saulsberry...Was a dominant member of the offensive line, helping guide the Tigers to a 7-4 record and an appearance in the Class 6A state playoffs as a senior...Blocked for an offense that scored at least 30 points on five different occasions in 2021...Earned a spot on the Blue squad in the 19th annual AutoZone Liberty Bowl High School All-Star Game, which took place in December 2021.

PERSONAL: Born on June 17, 2004...Son of Katina and the late Berry Conner...Majoring in physical therapy, health and human performance.



JERMAINE COOLEY

DUBLIN, GA. • DUBLIN HS

13

POSITION • JACK
HEIGHT • 6-2
WEIGHT • 240
CLASS • JUNIOR

2021: Played in 10 games for the Skyhawks on the defensive line and on special teams...Helped team to OVC Championship and second round berth in NCAA Division I playoffs...Compiled three total tackles, including one solo and two assists...Tallied a season-high two tackles against Southeast Missouri (Nov. 20)...Posted a solo tackle against No. 10 Missouri State (Nov. 27).

2020-21: Played in all seven games for the Skyhawks on the defensive line...Compiled three total tackles, including three assists...Notched 0.5 tackles for loss totaling six yards...Recorded 0.5 sacks for six yards against Tennessee State (March 28)...Tallied tackles against Austin Peay (March 21), Tennessee State (March 28) and Tennessee Tech (Apr. 11).

2019: Played in five games for the Skyhawks at full back...Saw action against Tennessee Tech (Oct. 12), Eastern Illinois (Oct. 19), Southeast Missouri (Oct. 26), Jacksonville State (Nov. 2) and Austin Peay (Nov. 9)...Tallied one tackle against Southeast Missouri (Oct. 26).

BEFORE UTM: Prepped at Dublin High School where he played for head coach Roger Holmes...Helped the team to a 11-2 record his senior season while winning a Region 3AA championship...Played both sides of the ball in high school as a linebacker and fullback...Tabbed to the 3AA all-region first team defense...Named all-region Offensive Player of the Year...Rushed for 21 carries, 229 yards and two touchdowns to clinch a region championship against Washington County.

PERSONAL: Born on January 7, 2000...Son of Jermaine and Shuvella Cooley...Has three siblings, Ja'Niya, Elissey and Razanae...Majoring in interdisciplinary studies.



LOGAN CROUCH

TULLAHOMA, TENN. • TULLAHOMA HS

71

POSITION • OFFENSIVE LINE
HEIGHT • 6-6
WEIGHT • 315
CLASS • FRESHMAN

BEFORE UTM: Joins the Skyhawks from Tullahoma High School where he played for head coach John Olive...Helped Wildcats to TSSAA 4A state championship and 15-0 record...Two-time all-region offensive lineman...Tallied 26 tackles with 2.0 sacks as a senior...Set program's bench press record, lifting over 405 pounds...Finished 2A state runner-up in shot put with a distance of 48-0.75 as a senior.

PERSONAL: Born on Dec. 26, 2003...Son of Kim and the late Roy Crouch...Has one sibling, Cassidy...Majoring in engineering.



BRYCE DAILEY

MEMPHIS, TENN. • CHRISTIAN BROTHERS HS

32

POSITION • TIGHT END
HEIGHT • 6-4
WEIGHT • 245
CLASS • FRESHMAN

BEFORE UTM: Joins the Skyhawks from Christian Brothers High School where he played for head coach Thomas McDaniel...Was a playmaker on both sides of the ball and part of a Purple Wave squad that went 8-5 overall and advanced to the Division II Class AAA state semifinals in 2021...Earned a spot on the all-state and all-region squads after his senior campaign...Represented the Blue team during the 19th annual AutoZone Liberty Bowl High School All-Star Game in December 2021, showing his versatility by playing five different positions in the game.

PERSONAL: Born on Jan. 20, 2004...Son of Terrance and Kimberly Dailey...Has three siblings, Megan, Kamisha and Terrance Jr...Majoring in health and human performance.



GIOVANNI DAVIS

MIAMI GARDENS, FLA. • DR. KROP HS

8

POSITION • JACK
HEIGHT • 6-3
WEIGHT • 250
CLASS • SOPHOMORE

2021: Played in 12 games for the Skyhawks on the defensive line while starting four of the last five contests...Helped team to OVC Championship and second round berth in NCAA Division I playoffs...Compiled 18 total tackles, including seven solos and 11 assists...Notched 3.0 tackles for loss totaling 11 yards...Recorded 1.0 sack for a seven-yard loss against Northwestern State (Sept. 18)...Posted a season-high three tackles against Southeast Missouri (Nov. 20)...Tallied a quarterback hurry against Southeast Missouri (Oct. 23).

2020-21: Played in all seven games for the Skyhawks while starting one contest on the defensive line...Earned his first career start against Murray State (Feb. 28)...Compiled 12 total tackles, including four solos and eight assists...Notched 3.5 tackles for loss totaling 11 yards...Posted a season-high 1.5 tackles for loss against No. 10 Jacksonville State...Recorded 1.0 sack for six yards, posting split sacks against Eastern Illinois (March 7) and No. 10 Jacksonville State (March 14)...Recovered a fumble against Southeast Missouri (Apr. 3)...Tallied six quarterback hurries, including a season-high two against Tennessee Tech (Apr. 11)...Posted a season-high three tackles against Murray State (Feb. 28) and No. 10 Jacksonville State (March 14)...Named to the Athletic Director's Honor Roll for the spring semester.

BEFORE UTM: Joins the Skyhawks from Dr. Krop High School where he played for head coach Thomas Caporale...Helped his team to a 10-1 record and a conference championship...Compiled 93 total tackles, including 63 solos and 30 assists...Tallied 41.0 tackles for loss totaling 206 yards along with 29.5 sacks...Recorded 28 quarterback hurries...Notched an interception while recovering five fumbles...Scored three touchdowns...Ranked as a three-star prospect by 247Sports.

PERSONAL: Born on December 22, 2001...Son of Allen Davis and Stephanie Trotter...Has eight siblings...Majoring in criminal justice.



KENYONTE DAVIS
COLUMBIA, TENN. • COLUMBIA CENTRAL HS

99

POSITION • LINEBACKER
HEIGHT • 6-3
WEIGHT • 220
CLASS • R-FRESHMAN

2021: Played in 11 games for the Skyhawks on the defensive line...Helped team to OVC Championship and second round berth in NCAA Division I playoffs...Compiled eight total tackles, including three solos and five assists...Notched 0.5 tackle for loss for two yards...Record a half sack against Austin Peay (Oct. 30)...Forced a fumble against No. 10 Missouri State (Nov. 27)...Posted a quarterback hurry against Southeast Missouri (Oct. 23).

2020-21: Played in all seven games for the Skyhawks on the defensive line...Compiled three total tackles, including one solo and two assists...Recorded a quarterback hurry against Tennessee Tech (Apr. 11)...Posted tackles against Murray State (Feb. 28), No. 10 Jacksonville State (March 14) and Austin Peay (March 21).

2019: Played in all 12 games for the Skyhawks on the defensive line...Compiled nine total tackles, including two solos and seven assists...Notched 1.5 tackles for loss totaling three yards...Tallied one sack...Notched a season-high two tackles against Eastern Illinois (Oct. 19)...Recorded his first career sack against Tennessee Tech (Oct. 12)...Tallied a quarterback hurry against Northwestern State (Aug. 29).

2018: Redshirted...Did not see game action.

BEFORE UTM: Prepped at Columbia Central High School, playing for head coach Jason Hoath...Missed the majority of his senior campaign with an injury...Named to the 2017 Murphy Fair's 5A Preseason All-State team...2016 all-region selection...Finalist for All-Maury Awards...Ranked as a three-star defensive end by 247Sports.com and No. 35 prospect in the state by the Tennessean.

PERSONAL: Born on April 23, 1999...Son of Beverly Davis and Lamond Lawrence...Has three siblings, Carmichael, Kenyonne and Chrishton...Majoring in interdisciplinary studies.



JADIEN DEATON
NEW ALBANY, MISS. • NORTHEAST MISS CC

34

POSITION • RUNNING BACK
HEIGHT • 6-0
WEIGHT • 200
CLASS • R-SOPHOMORE

2021: Played in one game for the Skyhawks on special teams...Helped team to OVC Championship and second round berth in NCAA Division I playoffs...Saw action against Murray State (Oct. 9).

BEFORE UTM: Joins the Skyhawks from Northeast Mississippi Community College where he spent two seasons playing for head coach Greg Davis...Played in three games in 2020 for the Tigers...Compiled five total tackles, including three solos and two assists...Tallied a season-high three tackles against Holmes Community College (Oct. 29)...Did not see game action in 2019...Prepped at New Albany High School...Tallied 36 tackles, 2.0 tackles for loss, two interceptions and a fumble recovery as a senior...Tallied 39 receptions for 571 yards and nine touchdowns in his final two years of high school...Averaged 14.6 yards per catch.

PERSONAL: Born on Aug. 2, 2000...Son of Michelle and Samuel Howard...Has



JADIEN DEATON
NEW ALBANY, MISS. • NORTHEAST MISS CC

34

POSITION • RUNNING BACK
HEIGHT • 6-0
WEIGHT • 200
CLASS • R-SOPHOMORE

two siblings, Lauryn and Logan...Majoring in psychology.

2021: Played 11 games for the Skyhawks on the defensive line...Helped team to OVC Championship and second round berth in NCAA Division I playoffs...Compiled 15 total tackles, including seven solos and eight assists...Notched 2.5

tackles for loss totaling seven yards...Recorded 1.5 sacks for five yards against Tennessee State (Nov. 6)...Tallied season-high five tackles against Tennessee Tech (Nov. 13)...Recovered a fumble against Tennessee State (Nov. 6)...Tallied a quarterback hurry against Murray State (Oct. 9).

2020-21: Played in four games for the Skyhawks on the defensive line...Compiled five total tackles, including five assists...Notched 1.0 tackle for loss totaling one yard...Recorded half tackles for loss against No. 10 Jacksonville State (March 14) and Tennessee State (March 28)...Posted a season-high three tackles against No. 10 Jacksonville State (March 14)...Tallied a quarterback hurry against Tennessee Tech (Apr. 11)...Recorded a pass breakup against Tennessee Tech (Apr. 11)...Blocked a field goal attempt against Austin Peay (March 21)...Named to OVC Commissioner's Honor Roll...Named to Athletic Director's Honor Roll for both the fall and spring semester.

BEFORE UTM: Joins the Skyhawks from Jenkins High School where he played for head coach Jason Cameron...Tallied 121 career tackles, including 27.0 tackles for loss and 11.5 sacks...He forced 10 fumbles while recovering seven in 35 career games...Tallied 73 total tackles, including 12.0 tackles for loss as a senior while forcing seven fumbles and recording five recoveries...Named to Region 3-AAA second team defense...Ranked in the South Georgia Top 100 prospect rankings.

PERSONAL: Born on April 25, 2002...Son of Brian and Annette Dotson...Has two siblings, Kenrianna and Demarcus...Majoring in communications.



CHRISTIAN DOWELL
MEMPHIS, TENN. • CHRISTIAN BROTHERS HS

94

POSITION • NOSE TACKLE
HEIGHT • 6-2
WEIGHT • 280
CLASS • SOPHOMORE

2021: Played nine games for the Skyhawks on the defensive line...Helped team to OVC Championship and second round berth in NCAA Division I playoffs...Compiled five total tackles, including three solos and two assists...Tallied a season-high two tackles against No. 8 Montana State (Dec. 4)...Named to OVC Commissioner's Honor Roll...Named to the Athletic Director's Honor Roll in both the fall and spring semesters.

BEFORE UTM: Prepped at Christian Brothers High School where he played for head coach Thomas McDaniel...Combined for 43 total tackles as a senior while tallying 9.0 tackles for loss – including 3.0 sacks and one forced fumble...In his final two prep seasons, he recorded 80 total tackles while notching 18 tackles for loss and eight sacks in 19 games...Named to the Division 2 All-Metro squad.

PERSONAL: Born on Dec. 16, 2002...Son of Tuleshia Harwell and Terry Johnson...Majoring in veterinary science and technology.



COLTON DOWELL
LEBANON, TENN. • WILSON CENTRAL HS

15

POSITION • WIDE RECEIVER
HEIGHT • 6-3
WEIGHT • 215
CLASS • GRADUATE

2022: Named to Preseason All-OVC squad...Tabbed to The Bluebloods Preseason All-Conference team...Named to Phil Steele Preseason All-OVC second team.

2021: Named to All-OVC second team...Played and started in six games for the Skyhawks before suffering a season-ending injury...Helped team to OVC Championship and second round berth in NCAA Division I playoffs...Tallied 22 receptions for 398 yards...Notched two touchdowns...Averaged 18.1 yards per catch to lead the OVC...Averaged 66.3 yards per game to rank third in the OVC...Hauled in a season-high 102 receiving yards against Western Kentucky (Sept. 2)...Caught touchdowns against Western Kentucky (Sept. 2) and No. 9 Jacksonville State (Sept. 25)...Tabbed to Preseason All-OVC squad...Named to Phil Steele Preseason All-OVC first team...Named to the Athletic Director's Honor Roll in both the fall and spring semesters.

2020-21: Named to All-OVC first team...Played and started in all seven games for the Skyhawks at wide receiver...Tallied 40 receptions for 459 yards and four touchdowns...Averaged 11.5 yards per receptions...Averaged 65.6 all-purpose yards per game...Tallied a season-high 105 receiving yards against Tennessee Tech (Apr. 11)...Hauled in a season-high two touchdown receptions against Southeast Missouri (Apr. 3)...Scored touchdowns against No. 10 Jacksonville State (March 14), Southeast Missouri (Apr. 3) and Tennessee Tech (Apr. 11)...Ranked 21st nationally in both receiving touchdowns and receiving yards...Ranked amongst OVC leaders in receptions (40, first), receiving yards (459,

second), touchdowns (four, second), receptions per game (5.7, second) and receiving yards per game (65.6, third)...Tallied five or more receptions in six of seven contests...Posted a season-long reception of 50 yards against Tennessee Tech (Apr. 11)...Named STATS Perform FCS Preseason All-American first team...Tabbed to Phil Steele Preseason All-American second team...Named to HERO Sports Preseason All-American second team...Garnered Preseason All-OVC honors...Tabbed Phil Steele Preseason All-OVC...HERO Sports Preseason All-OVC selection...Named to OVC Commissioner's Honor Roll...Named to Athletic Director's Honor Roll for the fall semester.

2019: Tabbed to HERO Sports Sophomore All-American honorable mention squad...All-OVC second team...Phil Steele All-OVC first team...Played in all 12 games for the Skyhawks while starting 10 games between wide receiver and tight end...Tallied 38 receptions for 765 yards...Notched four touchdowns against Northwestern State (Aug. 29), Tennessee Tech (Oct. 12) and Jacksonville State (Nov. 2)...Averaged 20.1 yards per catch...Averaged 64.0 all-purpose yards per game...Eclipsed the 100-yard receiving plateau four times against Tennessee Tech (Oct. 12), Southeast Missouri (Oct. 26), Jacksonville State (Nov. 2) and Austin Peay (Nov. 9)...Best game came at Tennessee Tech (Oct. 12) where he tallied five receptions for 154 yards and two touchdowns...Recorded three tackles...Named to OVC Commissioner's Honor Roll...Named to Athletic Director's Honor Roll for both the fall and spring semesters.

2018: Played in 11 games for the Skyhawks at wide receiver...Compiled 10 receptions for 138 yards...Notched three touchdowns against Chattanooga (Sept. 15), Southeast Missouri (Oct. 27) and Tennessee Tech (Nov. 10)...Best game came against Tennessee Tech (Nov. 10) with three receptions for 51 yards and a touchdown...Averaged 13.8 yards per catch...Averaged 12.5 all-purpose yards per game.

2017: Redshirted.

BEFORE UTM: Prepped at Wilson Central High School, playing for head coach Brad Dedman...Guided the Wildcats to a 8-3 record with a playoff berth in 2016...Tallied 44 receptions for 799 yards and five touchdowns...Averaged 18.2 yards per catch...Notched three 100-yard receiving games...Best game came against Lebanon where he tallied three catches for 133 yards and two touchdowns...Against Mount Juliet he tallied a career-high nine receptions for 133 yards and a touchdown...Named to the Region 6-3A all-region squad...Played in the 2016 Toyota East vs. West All-Star Game...Tallied six punt returns along with a pair of kick returners...Ranked as a two-star prospect by 247Sports.

PERSONAL: Born on April 19, 1999...Son of Chris and Tracy Dowell...Has one brother, Coleby...Majoring in health and human performance.



JASON EATON

CLARKSVILLE, TENN. • EASTERN MICHIGAN

78

POSITION • OFFENSIVE LINE
HEIGHT • 6-8
WEIGHT • 315
CLASS • R-FRESHMAN

BEFORE UTM: Joins the Skyhawks from Eastern Michigan where he spent two seasons playing for head coach Chris Creighton...Did not see game action with the Eagles in 2020 or 2021...Prepped at Clarksville High School where he played for head coach Isaac Shelby...Three-time all-region honoree...Helped a team which rushed for more than 3,000 yards and 40 touchdowns while reaching the second round of the playoffs for the first time in over a decade...Named to The Leaf-Chronicle All Area Football second team with 37 pancake blocks as a sophomore...Also played basketball and wrestled...Named most improved player of the year in basketball.

PERSONAL: Born on May 8, 2002...Son of Robert Eaton and Ofelia Lamas...Has five siblings, Robert, Pricilla, Daniel, Stephanie and Dominic...Majoring in



JEREMIAH EDWARDS

NASHVILLE, TENN. • CHATTANOOGA

78

POSITION • WIDE RECEIVER
HEIGHT • 5-10
WEIGHT • 160
CLASS • JUNIOR

sports business.

BEFORE UTM: Joins the Skyhawks from Chattanooga where he spent the 2021 season playing for head coach Rusty Wright...Did not see game action...Previously spent two seasons at Western Kentucky from 2020-21...Did not see game action...Played in six games at Tennessee Tech in 2018...Caught 16 passes for 214 yards and three touchdowns...Returned one kick for seven

yards...Tallied six carries for 29 yards...Prepped at Hillsboro High School for head coach Maurice Fitzgerald...Tallied 40 catches for 1,000 yards and 14 touchdowns as a junior...Recorded five interceptions and added 400 yards on 20 receptions as a senior.

PERSONAL: Born on March 28, 2000...Son of Rico and Annette Edwards...Has three siblings, Rodricho, Anniyah and Miya...Majoring in sociology.



NICK EDWARDS

CLARKSVILLE, TENN. • TENNESSEE

75

POSITION • OFFENSIVE LINE
HEIGHT • 6-5
WEIGHT • 325
CLASS • R-FRESHMAN

BEFORE UTM: Joins the Skyhawks from Tennessee where he spent one season playing for head coach Josh Heupel...Did not see game action with the Vols in 2021...Prepped at Clarksville High School where he played for head coach Isaac Shelby...Served as team captain his senior season...Finished 2020 with zero sacks allowed...Named Class 5A Region 7 Offensive Lineman of the Year...Selected to play in the 2020 Tennessee East-West All-Star Classic...Helped the team rush for more than 3,000 yards and 40 touchdowns while reaching the second round of the playoffs for the first time in over a decade in 2019.

PERSONAL: Born on Oct. 10, 2002...Son of Brad and Katy Edwards...Has one sibling, Nathan...Majoring in sports business.



CARSON EVANS

MEMPHIS, TENN. • FIRST ASSEMBLY CHRISTIAN

12

POSITION • SAFETY
HEIGHT • 6-1
WEIGHT • 185
CLASS • R-SOPHOMORE

2021: Played in all 13 games for the Skyhawks while starting two contests in the secondary and on special teams...Helped team to OVC Championship and second round berth in NCAA Division I playoffs...Compiled 31 total tackles, including 14 solos and 17 assists...Notched 1.0 tackle for loss totaling five yards against No. 10 Missouri State (Nov. 27)...Posted a season-high eight tackles in the season opener against Western Kentucky (Sept. 2)...Notched five tackles against No. 10 Missouri State (Nov. 27)...Tallied a fumble recovery against Southeast Missouri (Oct. 23)...Posted four pass breakups, including a season-high three PBUs against Northwestern State (Sept. 18)...Named to OVC Commissioner's Honor Roll...Named to the Athletic Director's Honor Roll in both the fall and spring semesters.

2020-21: Played in all seven games for the Skyhawks while starting in one contest at safety...Earned first career start against Austin Peay (March 21)...Compiled four total tackles, including three solos and one assist...Posted a pass breakup against Eastern Illinois (March 7)...Named to Athletic Director's Honor Roll for the spring semester.

2019: Received medical redshirt...Did not see game action.

BEFORE UTM: Prepped at First Assembly Christian School where he played for Joey Lowe...Tallied 92 total tackles, including 64 solos and 28 assists...Notched 3.0 tackles for loss, four pass breakups and a pair of interceptions...For his career, tallied 249 tackles, 14.0 tackles for loss, 11 pass breakups and five interceptions...Offensively he notched 117 receptions for 1,658 yards and 14 touchdowns in his career...Named first team all-district...Played in the Auto Zone Liberty Bowl All Star game, blocking a punt and notching an interception.

PERSONAL: Born on March 30, 2001...Son of Hal and Cammie Evans...Has two siblings, Jack and Sydney...Majoring in health and human performance.



LEVI EVANS
KINGSPORT, TENN. • DOBYNS-BENNETT HS

43

POSITION • LINEBACKER
HEIGHT • 6-3
WEIGHT • 220
CLASS • FRESHMAN

BEFORE UTM: Joins the Skyhawks from Dobyns-Bennett High School where he played for head coach Joey Christian...Led his team to back-to-back conference championships as a sophomore and junior...Tallied 104 tackles, three sacks and four pass breakups as a senior...On offense, he scored nine touchdowns...Notched 170 career tackles...Tabbed Region 1-6A Defensive Player of the Year...Named to the Kingsport Times News/Johnson City Press Elite 11 team...Named East Defensive MVP at TnFCA East-West All-Star Classic after tallying 10 tackles, two tackles for loss and a sack...Named to TnFCA Class 6A all-state team.

PERSONAL: Born on Aug. 19, 2003...Son of George and Kim Evans...Has six siblings, Thomas, Bethany, Glenn, Jacob, George and Ray...Majoring in criminal justice.



RANDY FIELDS JR.
NEWARK, DEL. • WEST VIRGINIA

0

POSITION • WIDE RECEIVER
HEIGHT • 6-1
WEIGHT • 195
CLASS • R-JUNIOR

2021: Played in all 13 games for the Skyhawks while starting three contests at wide receiver...Helped team to OVC Championship and second round berth in NCAA Division I playoffs...Tallied eight receptions for 82 yards...Notched one touchdown reception against Tennessee State (Nov. 6)...Posted multiple receptions against both Austin Peay (Oct. 30) and Tennessee Tech (Nov. 6)...Tallied a season-long 31-yard reception against Northwestern State (Sept. 18)...Averaged 10.2 yards per catch...Started three straight games against Austin Peay (Oct. 30), Tennessee State (Nov. 6) and Tennessee Tech (Nov. 13).

BEFORE UTM: Joins the Skyhawks from West Virginia where he spent three seasons...Did not see game action in 2020...Played in 12 games primarily on special teams in 2019...Saw action on 100 plays, including 78 on special teams...Played a season-high nine special teams plays at Missouri and Oklahoma...Redshirted the 2018 season...Named to Big 12 Commissioner's Honor Roll...Tabbed to Garrett Ford Academic Honor Roll...Prepped at St. Frances Academy for head coach Henry Russell...Tallied 38 receptions for 625 yards and seven touchdowns as a senior...Helped lead team to a 12-0 record, the Class A MIAA championship, No. 1 ranking in Maryland and No. 11 ranking in the nation...Named to All-Metro second team...Earned Maryland Private School All-Metro and All-State Honors as a junior...Caught 61 passes for 995 yards and 13 touchdowns...Won 2016 state title...His best game came against No. 1 McDonough with 13 catches for 210 yards and three touchdowns...Ranked as a three-star recruit by ESPN, Rivals and 247Sports.

PERSONAL: Born on Feb. 11, 1999...Son of Randy Fields Sr. and Sherry Martin...Has two siblings, Hailey and Taren...Majoring in interdisciplinary studies.



PARKER FLOYD
GATESVILLE, TEXAS • INCARNATE WORD

88

POSITION • TIGHT END
HEIGHT • 6-5
WEIGHT • 245
CLASS • R-JUNIOR

BEFORE UTM: Joins the Skyhawks from Incarnate Word where he spent the 2021 season playing for head coach Eric Morris...Appeared in 10 games for the Cardinals, tallying three receptions for 24 yards...Had a season-long 13-yard reception against Texas State (Sept. 18)...Posted receptions against Texas State (Sept. 18), Stephen F. Austin (Nov. 27) and Sam Houston (Nov. 4)...Helped squad to a Southland Conference championship and a second round berth in the NCAA Division I playoffs...Previously played at Cisco College Ryan Taylor where he helped lead the team to a Southwest Junior College Football Conference championship...With a record of 7-0 in 2020-21, it marked the first undefeated season and SWJCFC title in Cisco history...Tallied two receptions for 34 yards...Posted a season-long 28-yard reception against New Mexico Military Institute.

PERSONAL: Born on Aug. 13, 2000...Son of Danny Floyd and Cheri Thrasher...Has three siblings, Katy, Lauren and Layne...Majoring in interdisciplinary studies.



JOHN H. FORD II
NASHVILLE, TENN. • JOHN OVERTON HS

18

POSITION • LINEBACKER
HEIGHT • 6-3
WEIGHT • 230
CLASS • GRADUATE

2022: Buck Buchanan Award Preseason Watch List...OVC Preseason Defensive Player of the Year...Stats Perform FCS Preseason All-American third team...Phil Steele Preseason OVC Defensive Player of the Year...Phil Steele FCS Preseason All-American fourth team selection...Named to Preseason All-OVC squad...Named to Phil Steele Preseason All-OVC first team...Tabbed to The Bluebloods Preseason All-Conference team.

2021: Named to All-OVC first team...Tabbed to Phil Steele FCS All-OVC first team...Named OVC Defensive Player of the Week (Sept. 19)...Played in all 13 games for the Skyhawks while starting 12 games at linebacker...Helped team to OVC Championship and second round berth in NCAA Division I playoffs...Compiled 88 total tackles, including 44 solos and 44 assists...Notched 5.0 tackles for loss totaling 17 yards...Recorded 0.5 sacks...Forced one fumble against No. 8 Montana State (Dec. 4)...Ranked eighth in the OVC with 88 tackles and 6.8 tackles per game...Posted four double-digit tackle performances – including three games with a season-high 12 tackles against Eastern Illinois (Oct. 16), Tennessee State (Nov. 6) and No. 8 Montana State (Dec. 4)...Recorded four interceptions – totaling 163 yards – which ranked second in the OVC and tied for the team lead...Notched interceptions against Northwestern State (Sept. 18), Murray State (Oct. 9), Tennessee State (Nov. 6) and No. 10 Missouri State (Nov. 27)...Returned an interception 75 yards for a touchdown against Tennessee State (Nov. 6)...Posted three quarterback hurries – including a season-high two against Eastern Illinois (Oct. 16)...Tallied four pass breakups coming against Samford (Sept. 11), No. 9 Jacksonville State (Sept. 25), Tennessee State (Nov. 6) and Missouri State (Nov. 27)...Named OVC Defensive Player of the Week after tallying five tackles and a 66-yard interception against Northwestern State (Sept. 18)...Tabbed to Phil Steele Preseason All-OVC third team.

2020-21: Played and started in all seven games for the Skyhawks at linebacker...Compiled 43 total tackles, including 23 solos and 20 assists...Notched 3.0 tackles for loss totaling 13 yards...Recorded a sack for 10 yards against Southeast Missouri (Apr. 3)...Posted five or more tackles in five games...Matched his season-high with eight tackles against No. 10 Jacksonville State (March 14), Austin Peay (March 21) and Tennessee Tech (Apr. 11)...Tallied two interceptions...Returned an interception against Eastern Illinois (March 7) 50 yards for a touchdown...Had a 25-yard interception return against Southeast Missouri (Apr. 3)...Posted a pass breakup against No. 10 Jacksonville State (March 14)...Named to Athletic Director's Honor Roll for the fall semester.

2019: Played in nine games for the Skyhawks at linebacker and on special teams...Compiled 14 total tackles, including nine solos and five assists...Notched 3.5 tackles for loss totaling seven yards...Tallied one sack against Eastern Kentucky (Oct. 5)...Recorded a quarterback hurry at Tennessee Tech (Oct. 12)...Tallied a season-high six tackle against Eastern Illinois (Oct. 19)...Notched four tackles at Eastern Kentucky (Oct. 5).

2018: Did not see game action.

2017: Redshirted.

BEFORE UTM: Prepped at John Overton High School, playing for head coach Steve Williams...Guided the Bobcats to a 7-5 record with a playoff berth in 2016...Recorded 47 tackles, six sacks, four tackles for loss and an interception as a senior...Posted a career-best performance against Mount Juliet, tallying 18 tackles – including 14 solos...Named to the All-Region 3-6A team...Played in the 2016 Toyota East vs. West All-Star Game...Tallied 46 tackles – including five sacks and four tackles for loss as a junior.

PERSONAL: Born on April 8, 1998...Son of John and Paula Ford...Has one sibling, EJ...Graduated with a degree in business management from UT Martin and is currently pursuing a Master's degree.



SAM FRANKLIN
LITTLE ROCK, ARK. • CENTRAL HS

2

POSITION • RUNNING BACK
HEIGHT • 5-10
WEIGHT • 195
CLASS • R-FRESHMAN

2021: Redshirted...Played in two games for the Skyhawks at running back...Helped team to OVC Championship and second round berth in NCAA Division I playoffs...Tallied seven carries for 67 yards...Notched one touchdown against Tennessee Tech (Nov. 13)...Averaged 9.6 yards per carry...Saw action against

Murray State (Oct. 9) and Tennessee Tech (Nov. 13)...Posted season-highs with four carries and 55 yards at Tennessee Tech (Nov. 13)...Tallied one reception for two yards at Tennessee Tech (Nov. 13)...Averaged 2.0 yards per catch...Averaged 34.5 all-purpose yards per game...Named to the Athletic Director's Honor Roll for the fall semester.

BEFORE UTM: Prepped at Central High School where he played for head coach Kent Laster...Finished his career with 415 rushing attempts for 2,229 yards and 29 touchdowns...Tallied 41 receptions for 521 yards and four touchdowns...Recorded 2,750 yards of total offense and 33 touchdowns for his career...In the first round of the 2020 playoffs, he tallied 20 carries for 170 yards while adding four receptions for 92 yards.

PERSONAL: Born on June 4, 2002...Son of Ernest and Charlotte Franklin...Has three siblings, Ernest Jr., Chris and Maralana...Majoring in sports management.



KHALIK GANAWAY

TRENTON, TENN. • PEBODY HS

39

POSITION • RUNNING BACK
HEIGHT • 5-8
WEIGHT • 175
CLASS • FRESHMAN

BEFORE UTM: Joins the Skyhawks from Peabody High School where he played for head coach Shane Jacobs...Won three consecutive Class 2A state championships from 2018-20 and 44 consecutive games...Tallied 4,213 rushing yards and 61 touchdowns for his career...Posted 18 100-yard rushing performances...Notched 188 carries for 1,915 yards and 29 touchdowns as a senior...Averaged 147.3 yards per game...Tallied 257 carries for 1,959 yards and 24 touchdowns...Notched kickoff returned touchdowns as both a junior and senior...Garnered a pair of TnFCA all-state honors...Won back-to-back BlueCross Bowl/Tennessee Titans Division I Mr. Football Awards in 2020 (2A) and 2021 (1A)...Represented Team Ice in the Nashville All American Bowl...Invited to 2021 TnFCA East-West All-Star Classic.

PERSONAL: Born on Feb. 1, 2004...Son of Terrell Ganaway and Virginia Brown...Has five siblings, Malik, India, Stavion, Keing and Diamond...Majoring in health and human performance.



ANDREW GARWO

LEVITTOWN, PA. • TEMPLE

27

POSITION • DEFENSIVE BACK
HEIGHT • 6-0
WEIGHT • 180
CLASS • R-FRESHMAN

BEFORE UTM: Joins the Skyhawks from Temple where he spent one season...Did not see game action in 2021...Redshirted...Prepped at Conwell-Egan Catholic where he played on both sides of the ball...He played cornerback, safety and wide receiver...Was a four-year letterman.

PERSONAL: Born on Jan. 31, 2002...Son of Patrick and Lindy Garwo...Has three



JACKSON GAY

PANAMA CITY, FLA. • BOZEMAN HS

47

POSITION • TIGHT END
HEIGHT • 6-2
WEIGHT • 235
CLASS • R-FRESHMAN

siblings, Patrick, Sam and Josh...Majoring in interdisciplinary studies.

2021: Redshirted...Did not see game action...Named to the Athletic Director's Honor Roll in both the fall and spring semesters.

BEFORE UTM: Prepped at Bozeman High School where he played for head coach Jason Griffin...Led the team with 18 receptions for 284 yards and two touchdowns as a senior...Accounted for 31 percent of the team's receiving yards...Played on the offensive and defensively line early in his prep career...Named to second team All-County as a junior...Led team to sectional championship in 2019.

PERSONAL: Born on Feb. 5, 2003...Son of Steven Gay and Meg Peters...Has one sibling, Taylor...Majoring in mechanical engineering.



ISAIAH GIBBS

KNOXVILLE, TENN. • FARRAGUT HS

28

POSITION • RUNNING BACK
HEIGHT • 5-9
WEIGHT • 185
CLASS • R-SOPHOMORE

2021: Did not see game action.

2020-21: Played in five games for the Skyhawks primarily on special teams...Tallied five carries for 23 yards...Averaged 3.8 yards per carry...Rushed for 23 yards against Tennessee Tech (Apr. 11)...Named to Athletic Director's Honor Roll for both the fall and spring semesters.

2019: Redshirted...Did not see game action...Named to Athletic Director's Honor Roll for the spring semester.

BEFORE UTM: Prepped at Farragut High School where he played for head coach Eddie Courtney...Joins his cousin Jade Gibbs in the 2019 recruiting class...Tallied 105 carries for 510 yards and six touchdowns as a senior...Tallied 31 receptions for 249 yards and four touchdowns...He posted a huge junior campaign with 187 carries for 1,101 yards and 12 touchdowns...Notched 325 carries, 1,878 yards and 21 touchdowns for his career – including six 100-yard performances...Tallied 39 career tackles and three interceptions.

PERSONAL: Born on May 5, 2000...Son of Rory and Gianni Gibbs...Has one sibling, Elijah...Majoring in interdisciplinary studies.



JADED GIBBS

KNOXVILLE, TENN. • FARRAGUT HS

85

POSITION • WIDE RECEIVER
HEIGHT • 6-4
WEIGHT • 185
CLASS • R-SOPHOMORE

2021: Played in 11 games for the Skyhawks at wide receiver...Helped team to OVC Championship and second round berth in NCAA Division I playoffs.

2020-21: Did not see game action.

2019: Redshirted...Did not see game action.

BEFORE UTM: Prepped at Farragut High School where he played for head coach Eddie Courtney...Joins his cousin Isaiah Gibbs in the 2019 recruiting class...Tallied 38 receptions for 547 yards and two touchdowns...Averaged 14.4 yards per receptions...Notched 98 career receptions, 1,475 receptions and nine touchdowns in his prep career...Played in the Toyota East vs West Tennessee All-Star Classic, tallying a pair of receptions for 60 yards and a touchdown...Ranks as a three-star wide receiver by 247Sports.

PERSONAL: Born on Aug. 17, 2000...Son of Rashaad and Ashley Gibbs...Has two siblings, Kyndal and Braylen...Majoring in interdisciplinary studies.



WYATT GILBERT

FAIRFIELD, ILL. • FAIRFIELD HS

29

POSITION • SAFETY
HEIGHT • 5-11
WEIGHT • 180
CLASS • R-FRESHMAN

2021: Redshirted...Did not see game action...Named to the Athletic Director's Honor Roll in both the fall and spring semesters.

2020-21: Did not see game action.

BEFORE UTM: Prepped at Fairfield High School where he played for head coach Justin Townsend...Helped lead the Mules to a 10-1 record...Tallied 2,459 rushing yards and 34 touchdowns for his career...Averaged 7.6 yards per carry and 66.5 yards per game...Posted 118 carries for 1,081 yards and 20 touchdowns as a senior...Notched seven 100-yard rushing performances for his career...Tallied 12 touchdowns as a junior...Totaled 30 career receptions for 526 yards and three touchdowns...Posted 71 career tackles, two interceptions and two fumble recoveries.

PERSONAL: Born on June 6, 2002...Son of Fred and Dana Gilbert...Has two siblings, Holt and Samantha...Majoring in geoscience.



TYLER GORE
BROOKSVILLE, SC • GEORGIA STATE

14 POSITION • DEFENSIVE BACK
HEIGHT • 5-10
WEIGHT • 175
CLASS • GRADUATE

BEFORE UTM: Joins the Skyhawks from Georgia State where he played for head coach Shawn Elliott...Spent parts of four seasons with the Panthers where he appeared in 38 games while tallying 42 tackles, three interceptions and three pass breakups...Redshirted in 2021, seeing action in just four games while recording three tackles...During the 2020 season he played in 10 games while tallying four stops...As a sophomore in 2019 he played in 13 games while notching 23 tackles, two interceptions and three pass breakups...Tallied interceptions against Arkansas State (Oct. 5) and South Alabama (Nov. 23)...As a true freshman in 2018 he played in 11 contests, tallying 12 tackles and one interception against Troy (Oct. 4)...Prepped at North Myrtle Beach High School...Named All-Region and Region Defensive Player of the Year...Grabbed five interceptions as a senior along with nine pass breakups, three forced fumbles, two fumble recoveries and two blocked kicks...Caught 37 passes for 414 yards and seven touchdowns...Played in North Carolina-South Carolina Shrine Bowl...Recorded 35 tackles with three interceptions as a junior.

PERSONAL: Born on Dec. 20, 1999...Son of Milton and Angela Gore...Has three siblings, Jeremy, Amanda and Bricey...Graduated with a bachelor's degree in interdisciplinary studies from Georgia State in 2021...Pursuing master's degree in higher education leadership from UT Martin.



VINCENT GUY
MEMPHIS, TENN. • WHITEHAVEN HS

28 POSITION • DEFENSIVE BACK
HEIGHT • 6-0
WEIGHT • 180
CLASS • R-SOPHOMORE

2021: Played in all 13 games for the Skyhawks in the secondary and on special teams...Helped team to OVC Championship and second round berth in NCAA Division I playoffs...Compiled 11 total tackles, including six solos and five assists...Notched 1.5 tackles for loss totaling four yards...Recorded an interception with a 24-yard return against Samford (Sept. 11)...Tallied pass breakups against Samford (Sept. 11) and Eastern Illinois (Oct. 16).

2020-21: Played in four games for the Skyhawks primarily on special teams...Compiled two total tackles, including one solo and one assist...Saw action against Eastern Illinois (March 7), Tennessee State (March 28), Southeast Missouri (Apr. 3) and Tennessee Tech (Apr. 11)...Tallied season-high two tackles against Eastern Illinois (March 7).

2019: Redshirted...Did not see game action.

BEFORE UTM: Prepped at Whitehaven High School where he played for head coach Rodney Saulsberry...Helped the Tigers to an 11-4 record and an appearance in the state title game as a senior...Completed 52-of-93 pass attempts for 915 yards and 17 touchdowns as a senior...Completed 53.1 percent of his career pass attempts...Tossed 27 touchdowns for his career while rushing for 13...Ranks as a two-star defensive back by 247Sports.

PERSONAL: Born on Jan. 17, 2001...Son of Vincent and Cynthia Guy...Has one sibling, William...Majoring in interdisciplinary studies.



GREG GYENIS
TAMPA, FLA. • JESUIT HS

60 POSITION • OFFENSIVE LINE
HEIGHT • 6-3
WEIGHT • 305
CLASS • R-FRESHMAN

2021: Redshirted...Did not see game action...Named to Athletic Director's Honor Roll for spring semester.

2020-21: Did not see game action.

BEFORE UTM: Prepped at Jesuit High School where he played for head coach Matt Thompson...Helped lead the Tigers a region championship and back-to-back state semifinals appearances...Blocked for an offensive unit while scored 58 total touchdowns and rushed for an average of 178.1 yards per game as a

senior...Tallied four pancake blocks as a junior.

PERSONAL: Born on Aug. 2, 2002...Son of Peter and Christine Gyenis...Has two siblings, Timothy and Taylor...Majoring in management.



MATTHAN HATCHIE
HALEIWA, HAWAII • GARDEN CITY CC

54 POSITION • OFFENSIVE LINE
HEIGHT • 6-2
WEIGHT • 310
CLASS • SENIOR

2022: Athlon Sports FCS Preseason All-American...Lindy's Sports FCS Preseason All-American...Stats Perform FCS Preseason All-American first team...Phil Steele FCS Preseason All-American second team...The Bluebloods FCS Preseason All-American...Named to Preseason All-OVC Squad...Tabbed the fourth best returning FCS offensive lineman by HERO Sports...Named to Phil Steele Preseason All-OVC first team...Named to The Bluebloods Preseason All-OVC team.

2021: Stats Perform FCS All-American second team...Phil Steele FCS All-American third team...Phil Steele OVC Offensive Lineman of the Year...Named to All-OVC first team...Tabbed to Phil Steele FCS All-OVC first team...Played and started in all 13 games for the Skyhawks on the offensive line, primarily at center...Helped team to OVC Championship and second round berth in NCAA Division I playoffs...Graded out at 89 percent or better in each game...Tallied 101 knockdowns...Was in the middle of an offensive unit which ranked eighth nationally in sacks allowed during the regular season...Gave up only one sack in 362 attempts...Played every snap of the season except for mop-up duty against Murray State...Offensive unit ranked 15th nationally with 207.6 rushing yards per game...Named to the Athletic Director's Honor Roll in both the fall and spring semesters.

2020-21: Named to All-OVC second team...Played and started in all seven games for the Skyhawks on the offensive line...Did not miss a single offensive snap...Graded out at 84 percent or better in every contest...Played multiple positions and tallied 60 knockdowns...Named to Athletic Director's Honor Roll for fall semester.

BEFORE UTM: Joins the Skyhawks from Garden City Community College where he played for head coach Tom Minnick...Played in all 11 games for the Broncbusters on the offensive line...Named to the All-Jayhawk Conference second team offense...Blocked for an offensive unit which tallied 2,484 rushing yards for an average of 225.8 yards per game...Offense averaged 397.7 yards per game...Transferred from Arizona Western Community College where he also played for head coach Tom Minnick where he saw action on the defensive line...Prepped at Waialua High School where played on the offensive line and long snapper...Won Oia D-2 championship...Played in 2018 Polynesian Bowl...Rated as a two-star recruit by 247Sports.

PERSONAL: Born on April 4, 2000...Son of George and Melanie Hatchie...Has two siblings, Gemelie and Micah...Majoring in civil engineering...Brother Micah played collegiately at Washington before a brief NFL stint with the Pittsburgh Steelers.



ROB HICKS
MIAMI, FLA. • LOUISVILLE

1 POSITION • LINEBACKER
HEIGHT • 6-1
WEIGHT • 235
CLASS • GRADUATE

2022: Named to Phil Steele Preseason All-OVC third team.

2021: Played in nine games for the Skyhawks while starting one contest at linebacker...Helped team to OVC Championship and second round berth in NCAA Division I playoffs...Compiled 38 total tackles, including 13 solos and 25 assists...Notched 1.0 tackles for loss...Posted half TFLs against Southeast Missouri (Nov. 20) and No. 8 Montana State (Dec. 4)...Tallied a season-high 10 tackles against Austin Peay (Oct. 30)...Posted seven tackles against both Western Kentucky (Sept. 2) and Southeast Missouri (Nov. 20)...Tallied quarterback hurries against Southeast Missouri (Oct. 23) and Austin Peay (Oct. 30).

BEFORE UTM: Joins the Skyhawks from Louisville where he spent three seasons...Played in 26 career games while compiling 40 total tackles and 4.0 tackles for loss...Compiled 11 total tackles, including seven solos and four assists in five games in 2020...Tallied a season-high four tackles against Notre Dame (Oct. 17)...Played in all 13 games as a sophomore, tallying five total

tackles...Recorded a tackle for loss against Notre Dame...Played in nine games with one start as a true freshman in 2018...Finished in debut season with 24 tackles and 2.0 tackles for loss...Made first start against Western Kentucky, leading the team with 11 tackles and registering his first sack...Prepped at Miami Central High School where he played for head coach Roland Smith...Led team to a state title as a senior...Ranked as a four-star prospect by 247Sports and ESPN...Ranked as the No. 4 inside linebacker on ESPN's Top 300...Played in the Under Armour All-America game...Named one of the top 10 seniors in the 2017 ESPN Top 63.

PERSONAL: Born on May 24, 2000...Son of Kerissa Bradwell...Graduated with a degree in criminal justice from Louisville and is currently pursuing a Master's degree at UT Martin.



LEWIS HUDSON

PARIS, TENN. • HENRY COUNTY HS

48

POSITION • OFFENSIVE LINE
HEIGHT • 6-2
WEIGHT • 240
CLASS • FRESHMAN

BEFORE UTM: Prepped at Henry County High School where he played for head coach Michael Ainley...Tabbed to 2021 TnFCA 5A all-state team...Named to all-region first team twice...Tabbed region defensive player of the year.

PERSONAL: Born on Apr. 12, 2004...Son of John and Ginny Hudson...Has two siblings ,Celite and Caroline...Majoring in engineering...Grandfather Bill Hudson played for the Buffalo Bills...Father John played for the Philadelphia Eagles, New York Jets and Baltimore Ravens from 1991-2000, winning Super Bowl XXXV with the Ravens in 2000.



CHRIS HUNTER

KNOXVILLE, TENN. • ARMY PREP

24

POSITION • LINEBACKER
HEIGHT • 6-1
WEIGHT • 230
CLASS • R-SOPHOMORE

2021: Played in all 13 games for the Skyhawks at linebacker...Helped team to OVC Championship and second round berth in NCAA Division I playoffs...Compiled 21 total tackles, including nine solos and 12 assists...Notched 2.5 tackles for loss totaling five yards...Posted a season-high five tackles against Northwestern State (Sept. 18)...Tallied tackles for loss against Samford (Sept. 11), Northwestern State (Sept. 18), Murray State (Oct. 9) and Tennessee Tech (Nov. 13)...Recovered a fumble against No. 10 Missouri State (Nov. 27)...Tallied a quarterback hurry against Murray State (Oct. 9).

2020-21: Played in all seven games for the Skyhawks at linebacker...Compiled 23 total tackles, including 10 solos and 13 assists...Notched 5.0 tackles for loss totaling 27 yards...Recorded 1.5 sacks for 14 yards...Tallied two quarterback hurries against Austin Peay (March 21) and Tennessee Tech (Apr. 11)...Notched a blocked field goal attempt against Tennessee State (March 28)...Tallied a season-high six tackles against No. 10 Jacksonville State (March 14)...Posted five tackles against Tennessee State (March 28)...Recorded a tackle for loss in five of the seven contests.

2019: Redshirted...Did not see game action...Named to Athletic Director's Honor Roll for both the fall and spring semesters.

BEFORE UTM: Joins the Skyhawks from Army Prep...Did not see varsity action in 2018 season while playing on the Army Prep team...Prepped at Austin East High School, playing for head coach Jeff Phillips...As a senior, completed 125-of-250 pass attempts for 2,068 yards and 19 passing touchdowns...Tallied 157 carries for 678 yards and 12 touchdowns...Compiled 107 career tackles, including seven tackles for loss...Notched eight career interceptions along with a pair of fumble recoveries.

PERSONAL: Born on June 30, 2000...Son of Lonise Fletcher and Sabrina Robinson...Has four siblings, Kaden, Kadell, Layla and Trey...Majoring in communications.



ANTONIO JACKSON

BESSEMER, ALA. • HUEYTOWN HS

23

POSITION • SAFETY
HEIGHT • 6-1
WEIGHT • 185
CLASS • R-FRESHMAN

2021: Played in one game for the Skyhawks on special teams...Helped team to OVC Championship and second round berth in NCAA Division I playoffs...Made Skyhawk debut against Southeast Missouri (Oct. 23).

BEFORE UTM: Joins the Skyhawks from Hueytown High School where he played for head coach Greg Patterson...Named Gopher Defensive Player of the Week against Selma and Bessmer.

PERSONAL: Born on February 27, 2002...Son of Bettina Yelling...Has one sibling, Jayden...Majoring in marketing.



MARCUS JAMES

MEMPHIS, TENN. • GERMANTOWN HS

76

POSITION • OFFENSIVE LINE
HEIGHT • 6-5
WEIGHT • 305
CLASS • FRESHMAN

BEFORE UTM: Joins the Skyhawks from Germantown High School where he played for head coach Gene Robinson...Is a versatile lineman that can play multiple positions on the line...Represented the Red team during the 19th annual AutoZone Liberty Bowl High School All-Star Game in December 2021...Represented Team Ice in the Nashville All American Bowl...Named Elite VTO Sports 100 Showcase Offensive Lineman MVP...Previously played at Ridgeway High School...Ranked as the 15th best offensive line prospect in the state of Tennessee and best guard in Memphis by PrepRedzone.com.

PERSONAL: Born on Jan. 12, 2004...Son of Latoria Lockett and Tamacke Abram...Has one sibling, A'Toria...Majoring in mass communications.



CJ JOHNSON

SAN DIEGO, CALIF. • SOUTHERN UTAH

35

POSITION • DEFENSIVE BACK
HEIGHT • 6-2
WEIGHT • 175
CLASS • R-SOPHOMORE

BEFORE UTM: Joins the Skyhawks after spending three seasons at Southern Utah where he played for head coach DeMario Warren...Played in two games during his career...Did not see game action in 2021...Played in two games in COVID-shortened 2020-21 campaign...Tallied two receptions for nine yards...Caught passes against Northern Arizona (Feb. 27) and Idaho State (March 6)...Did not see game action in 2019...Prepped at San Diego High School...Won 2018 state championship...Nominated for 2018 Lamplighters Male Athlete of the Year...Selected to All-CIF first team.

PERSONAL: Born on Feb. 26, 2001...Son of Charles and Frances Johnson...Has one sibling, Danae...Majoring in education.



JARID JOHNSON

PASCAGOULA, MISS. • PEARL RIVER CC

93

POSITION • DEFENSIVE TACKLE
HEIGHT • 6-2
WEIGHT • 310
CLASS • JUNIOR

2021: Played in six games for the Skyhawks on the defensive line...Helped team to OVC Championship and second round berth in NCAA Division I playoffs...Compiled two total tackles...Tallied one tackle against both Western Kentucky (Sept. 2) and No. 9 Jacksonville State (Sept. 25).

BEFORE UTM: Joins the Skyhawks from Pearl River Community College where he played two seasons for head coach Seth Smith...Combined for 27 total tackles as a sophomore...Notched 4.0 tackles for loss totaling 26 yards...Recorded 2.0 sacks...Tallied two forced fumbles and a fumble recovery...

Named to JCGridiron.com Fall All-American third team...Earned second team all-conference honors...Posted 20 total tackles and 5.0 tackles for loss as a freshman...Prepped at Pascagoula High School where she played for head coach Lewis Sims...Selected to play in the Bernard Blackwell North-South All-Star game.

PERSONAL: Born on Sept. 13, 2000...Son of Norman and Deanna Johnson...Majoring in sports medicine.



BRADLEY JONES

NASHVILLE, TENN. • TENNESSEE

38

POSITION • SAFETY
HEIGHT • 6-2
WEIGHT • 200
CLASS • GRADUATE

BEFORE UTM: Joins the Skyhawks from Tennessee where he spent three seasons...Played in 11 games in 2021 on special teams...Did not see game action in 2020...Previously played at Iowa Western where he played in six games in 2018, tallying four tackles...Spent one season at Memphis where he did not see game action...Prepped at Stratford High School where he totaled 106 tackles and 189 receiving yards...Averaged 3.9 tackles per game...Tallied three interceptions, two fumbles and a fumble recovery...Ranked as the 53rd best play in Tennessee in 2017.

PERSONAL: Born on May 21, 1999...Son of Terrell Jones and Angel Mixon...Has six siblings, Andre, Elijah, Stacy, Malayah, Tatyden, Tatiana, Kasmin and Devin...Graduated with a bachelor's degree in communications from the University of Tennessee in 2022.



DE'ANDRE KELLY

SOUTH PITTSBURG, TENN. • SOUTH PITTSBURG HS

31

POSITION • RUNNING BACK
HEIGHT • 6-0
WEIGHT • 200
CLASS • FRESHMAN

BEFORE UTM: Joins the Skyhawks from South Pittsburg High School where he played for head coach Wes Stone and Heath Grider...Helped lead team to 2021 TSSAA Class 1A state championship...Rushed for 1,498 yards and 20 touchdowns as a senior...Averaged 9.3 yards per carry...Named East Offensive MVP at TnFCA East-West All-Star Classic after rushing for 42 yards and a pair of touchdowns...Named Class 1A BlueCross Bowl Most Valuable Player after tallying 19 carries for 177 yards and two touchdowns...Tabbed a finalist for 2021 BlueCross Bowl/Tennessee Titans Division I Class 1A Mr. Football Award...Earned a pair of TSWA Class 1A All-State honors...Named to TnFCA Class 1A all-state team...Tabbed Times Free Press 2021 Best of Preps first team running back.

PERSONAL: Born on Nov. 11, 2002...Son of Tabitha Kelly...Has one sibling,



BRETT KUCZYNSKI

LOMBARD, ILL. • LOUISVILLE

44

POSITION • LONG SNAPPER
HEIGHT • 6-0
WEIGHT • 235
CLASS • FRESHMAN

Racash and Kamden...Majoring in health and human performance.

BEFORE UTM: Joins the Skyhawks after spending one season at Louisville...Did not see game action...Prepped at New Smyrna High School...Played center and longsnapper...Helped team to IHSA 5A state runner-up finish as senior...Won 3A state baseball championship in 2019 playing catcher.

PERSONAL: Born on Apr. 27, 2003...Son of Mike and Denise Kuczynski...Has one sibling, Brooke...Majoring in sports management.



TYLER LARCO

MIAMI, FLA. • MIAMI PALMETTO HS

37

POSITION • KICKER / PUNTER
HEIGHT • 5-9
WEIGHT • 155
CLASS • R-SOPHOMORE

2022: Named to Phil Steele Preseason All-OVC third team.

2021: Named OVC Specialist of the Week twice (Sept. 5 and Sept. 12)...Played in all 13 games for the Skyhawks as the team's primary place kicker and punter...Helped team to OVC Championship and second round berth in NCAA Division I playoffs...Made 7-of-15 field goal attempts...Booted a season-long 42-yard field goal against Austin Peay (Oct. 30)...Made two field goals against both No. 9 Jacksonville State (Sept. 25) and No. 10 Missouri State (Nov. 27)...Made 49-of-51 point after attempts...Converted 96.1 percent of PAT attempts...Scored 70 total points with seven field goals and 49 PATs...Ranked amongst OVC leaders in PAT percentage (96.1, fourth), scoring (70 points, fifth), punting average (40.0, fifth), field goals per game (0.54, seventh), kick scoring (5.4/game, eighth)...Tallied 60 punts for a total of 2,398 yards...Averaged 40.0 yards per punt...Had two punts over 65 yards...Booted a career-long 68 yard punt against No. 9 Jacksonville State (Sept. 25) which ranked 10th in program history...Blasted a 67-yard punt against Western Kentucky (Sept. 2)...Tallied 10 punts of 50 yards or more, including three against Western Kentucky (Sept. 2)...Pinning 13 attempts inside the 20 yard line - including three against both No. 10 Missouri State and No. 8 Montana State in the playoffs...Tallied 72 kickoffs for a total of 3,854 yards...Averaged 53.5 yards per kickoff...Tallied tackles against No. 9 Jacksonville State (Sept. 25) and Tennessee State (Nov. 6)...Named to OVC Commissioner's Honor Roll...Named to the Athletic Director's Honor Roll in both the fall and spring semesters.

2020-21: Named HERO Sports Freshman All-American...Named to All-OVC second team...Two-time OVC Specialist of the Week (March 23 and Apr. 13)...Tabbed Stats Performer FCS National Special Teams Player of the Week (March 22)...Played in all seven games for the Skyhawks as the team's primary specialist...Scored 47 points on the season...Converted 10-of-12 field goal attempts...Posted 83.3 percent of field goal attempts...Made a season-long 47-yard field goal against Southeast Missouri (Apr. 3)...Hit a 46-yard game-winning field goal as time expired to beat Austin Peay (March 21)...Made three field goals against Austin Peay (March 21)...Ranked amongst league leaders in field goal percentage (83.3, first), field goals made (10, second), field goals per game (1.4, second) and scoring (6.7, third)...Converted 17-of-18 point after attempts...Tallied 10 punts for 418 yards...Averaged 41.8 yards per punt...Posted a season-long 55-yard punt against Tennessee Tech (Apr. 11)...Pinned five punts inside the 20...Booted 35 kickoffs for 1,623 yards...Averaged 46.4 yards per kickoff...Had four touchbacks...Named to OVC Commissioner's Honor Roll...Named to Athletic Director's Honor Roll for fall semester.

2019: Redshirted...Did not see game action...Named to Athletic Director's Honor Roll for both the fall and spring semesters.

BEFORE UTM: Prepped at Miami Palmetto High School, playing for head coach Mike Manasco...Ranked as a 4.5 star kicking prospect by Kohl's...Ranked as a 4.5 star kicking prospect by Chris Sailer Kicking...Named Miami Dolphins High School Player of the Week after kicking four field goals against South Dade...Tabbed to Miami Herald All County 8A-6A honorable mention...Named to Class 8A All-State second team...Tabbed first team All-Dade first team...Participated in Chris Sailer Kicking Showcase...Invited to Kohl's Kicking Senior Showcase...Played in Miami Dade vs. Broward All Star game.

PERSONAL: Born on Oct. 18, 2000...Son of Patrick and Cindy Larco...Has one sibling, Jordan...Majoring in health and human performance.



DERAY LAWRENCE

GERMANTOWN, TENN. • GERMANTOWN HS

89

POSITION • WIDE RECEIVER
HEIGHT • 5-7
WEIGHT • 130
CLASS • R-JUNIOR

2021: Played in all 13 games for the Skyhawks while earning two starts at wide receiver...Helped team to OVC Championship and second round berth in NCAA Division I playoffs...Tallied eight receptions for 120 yards...Averaged 15.0 yards per catch...Notched on touchdown reception, a 62-yard strike against Tennessee Tech (Nov. 13)...Tallied season-high three receptions against Samford (Sept. 11)...Finished the season with receptions in the final four games...Tallied three carries for 16 yards...Averaged 5.3 yards per carry.

2020-21: Played in five games for the Skyhawks primarily on special teams...Saw action against Eastern Illinois (March 7), No. 10 Jacksonville State (March

14), Austin Peay (March 21), Tennessee State (March 28) and Tennessee Tech (Apr. 11)...Named to Athletic Director's Honor Roll for spring semester.

2019: Played in all 12 games for the Skyhawks at wide receiver and on special teams...Tallied four tackles...Notched two tackles against Tennessee State (Nov. 16).

2018: Redshirted...Did not see game action.

BEFORE UTM: Prepped at Germantown High School, playing for head coach Chris Smith...Helped the team notch a perfect 10-0 record and a Region 8-6A championship before closing out the year with an 11-1 mark...Performed on an offensive unit which scored 492 points, tallied more than 4,500 yards of total offense and scored 70 touchdowns...Named to the ACT 30 & Above Club.

PERSONAL: Born on July 20, 2000...Son of Deborah and John Lawrence...Has one sibling, Dejana...Majoring in interdisciplinary studies.



SHAUN LEWIS

HOUSTON, TEXAS • HOUSTON

4

POSITION • DEFENSIVE BACK
HEIGHT • 6-0
WEIGHT • 180
CLASS • GRADUATE

2022: Named to OVC Newcomer to Watch team.

BEFORE UTM: Joins the Skyhawks from Houston where he spent five seasons, including three seasons playing for head coach Dana Holgorsen...Seen action in 42 career games while tallying 39 combined tackles, 10 passes defended, one interception and a fumble recovery...During the 2021 season he played in eight games while notching seven tackles - including a season-high four stops against Rice (Sept. 11)...In an abbreviated 2020 COVID-19 campaign, he played in seven of Houston's eight games - including earning a start against No. 14 BYU (Oct. 16)...Registered four tackles and two pass breakups on the year...Recovered a fumble on kickoff unit against USF (Nov. 14)...Played in 12 games while starting three in 2019, tallying 24 tackles and an interception...Notched his first career interception against Prairie View A&M (Sept. 7)...Posted career-high seven tackles against both Tulane (Sept. 19) and SMU (Oct. 24)...Saw action in all 13 games - primarily on special teams - as a true freshman in 2018...Redshirted in 2017...Prepped at Westfield High School where played for head coach Matt Meekins...Tallied 18 receptions for 337 yards and five touchdowns as a senior.

PERSONAL: Born on Oct. 15, 1998...Son of Shaun and Shequel Lewis...Has two siblings, Chris and Shay...Graduated with a bachelor's degree in economics from Houston in the spring of 2022.



JACK LUCAS

LOUISVILLE, KY. • LOUISVILLE MALE

19

POSITION • SAFETY
HEIGHT • 6-0
WEIGHT • 180
CLASS • R-SOPHOMORE

2021: Played in 11 games for the Skyhawks in the secondary and on special teams...Helped team to OVC Championship and second round berth in NCAA Division I playoffs...Saw action against Murray State (Oct. 9), Tennessee State (Nov. 6), Tennessee Tech (Nov. 13) and Southeast Missouri (Nov. 20)...Also a member of the Skyhawk track and field squad where he was a sprinter...He finished first place in the 55m dash at the 2022 Redhawks Invite with a time of 6.59 seconds in his first collegiate race...Overall, he competed in the 55m, 60m, 100m and 200m in his debut season.

2020-21: Played in five games for the Skyhawks primarily on special teams...Compiled two total tackles, including one solo and one assist...Tallied a tackle against Eastern Illinois (March 7) and Tennessee Tech (Apr. 11)...Named to Athletic Director's Honor Roll for spring semester.

2019: Redshirted...Did not see game action...Named to Athletic Director's Honor Roll for the spring semester.

BEFORE UTM: Prepped at Louisville Male High School where he played for head coach Chris Wolfe...Helped lead the team to a 14-1 record and a 6A state championship...Tallied 60 tackles as a senior along with four interceptions for a championship squad...Helped stuff the offense for a safety in the championship game...Named to the Metro Louisville All-Area squad...Tabbed all-district...Played in the Bluegrass All-Star Football game.

PERSONAL: Born on March 3, 2000...Son of Brian and Susan Lucas...Has three siblings, Corey, Abby and Tyler...Majoring in criminal justice.



JOSH LUNDY

HOOVER, ALA. • HOOVER HS

18

POSITION • QUARTERBACK
HEIGHT • 6-3
WEIGHT • 190
CLASS • R-FRESHMAN

2021: Redshirted...Did not see game action...Named to the Athletic Director's Honor Roll in both the fall and spring semesters.

BEFORE UTM: Prepped at Hoover High School where he played for head coach Josh Niblett...Completed 186 pass attempts for 2,776 yards and 28 touchdowns as a senior...Averaged 231.1 yards per game while completely 60.2 percent of his pass attempts...Posted a quarterback rating of 119.4 for the season while throwing for over 300 yards on three occasions...His best game came against Oak Mountain where he completed 18 pass attempts for 340 yards and five touchdowns...Rewarded for his strong season by being named to the All-South Metro Team honorable mention squad.

PERSONAL: Born on July 22, 2002...Son of Joseph and Lori Lundy...Has one sibling, Jacob...Majoring in finance.



AJ MARQUEZ

PORT CHARLOTTE, FLA. • PORT CHARLOTTE HS

55

POSITION • OFFENSIVE LINE
HEIGHT • 6-6
WEIGHT • 285
CLASS • R-FRESHMAN

2021: Redshirted...Did not see game action.

BEFORE UTM: Prepped at Port Charlotte High School where he played for head coach Jordan Ingman...Named to Florida High School All-State 6A honorable mention team...Finished ninth at Class 2A Boys' Weightlifting State Championship.

PERSONAL: Born on Dec. 19, 2001...Son of Seraya and Abel Marquez...Has four siblings, Armando, Arlet, Saulo and Gerson...Majoring in nutrition.



JAMICHAEL MCGOY JR

CHATTANOOGA, TENN. • BOYD-BUCHANAN HS

20

POSITION • DEFENSIVE BACK
HEIGHT • 5-10
WEIGHT • 170
CLASS • R-FRESHMAN

2021: Redshirted...Played in four contests for the Skyhawks in the secondary and on special teams...Helped team to OVC Championship and second round berth in NCAA Division I playoffs...Saw action against Murray State (Oct. 9), Tennessee State (Nov. 6), Tennessee Tech (Nov. 13) and Southeast Missouri (Nov. 20)...Also a member of the Skyhawk track and field squad where he was a sprinter...He finished first place in the 55m dash at the 2022 Redhawks Invite with a time of 6.59 seconds in his first collegiate race...Overall, he competed in the 55m, 60m, 100m and 200m in his debut season.

BEFORE UTM: Prepped at Boyd-Buchanan High School where he played for head coach Jeremy Bosken...In a shortened senior season, he tallied 518 all-purpose yards and seven total touchdowns...Notched five touchdown receptions and one rushing touchdown while returning a punt return 48 yards for a score...Named first team all-state and played in the Blue-Grey All-American Bowl, scoring a 91-yard touchdown on the opening drive of the game.

PERSONAL: Born on Apr. 3, 2003...Son of JaMichael Sr., and Danielle McGoy...Has one sibling, Justin...Majoring in business management.



LAMAR MORGAN
DETROIT, MICH. • EAST CENTRAL CC

77 POSITION • OFFENSIVE LINE
HEIGHT • 6-5
WEIGHT • 305
CLASS • JUNIOR

2022: Named to Preseason All-OVC squad...Phil Steele Preseason All-OVC second team...Tabbed to The Bluebloods Preseason All-Conference team.

2021: Named to All-OVC second team...Tabbed to Phil Steele FCS All-OVC second team...Played in 12 games for the Skyhawks while starting eight on the offensive line at right tackle...Helped team to OVC Championship and second round berth in NCAA Division I playoffs...Graded out at 84 percent or better in each game...Tallied 73 knockdowns...Was in the middle of an offensive unit which ranked eighth nationally in sacks allowed during the regular season...Offensive unit ranked 15th nationally with 207.6 rushing yards per game.

BEFORE UTM: Morgan joins the Skyhawks from East Central Community College where he spent one season under head coach Ken Karcher, playing five games on the offensive line...Prior to his time at East Central CC, he spent one season as a tight end at Mississippi Gulf Coast Community College where he played in nine games, tallying one reception for 14 yards and one touchdown against Southwest Mississippi CC...He prepped at Newton County High School where he played for head coach Bobby Bass...That season he tallied 15 receptions for 253 yards and two touchdowns, averaging 16.9 yards per catch...He also tallied 27 total tackles, seven tackles for loss and two force fumbles.

PERSONAL: Born on Aug. 20, 2000...Son of Cheria Shaffer, the late Jermaine Morgan and the grandson of Betty Pollard...Has five siblings, Derian, Jaylin, Jermaine, Kemani and Stanley...Majoring in sports management.



TJ NEAL
DETROIT, MICH. • EAST CENTRAL CC

0 POSITION • JACK
HEIGHT • 6-1
WEIGHT • 235
CLASS • GRADUATE

BEFORE UTM: Joins the Skyhawks from Wofford where he played four seasons for head coach Josh Conklin...Played in 35 career games while compiling 71 total tackles, 9.5 tackles for loss - including 7.5 sacks - along with two passes defended and two forced fumbles...Won a pair of SoCon championships in 2018 and 2019 while earning two playoff berths...Played in nine games with one start in 2021...Tallied 29 total tackles, including 1.5 tackles for loss and a forced fumble...Recorded a season-high seven tackles against Chattanooga (Nov. 6)...Posted five tackles and fumble against The Citadel (Nov. 13)...Played in all five games in a COVID-shortened 2020-21 campaign...Tallied 13 tackles, including a season-high six tackle performance with 1.5 tackles for loss against The Citadel (Apr. 3)...Played in 10 games in 2019 with 18 total tackles and 2.5 sacks...Posted a season-high nine tackles against VMI (Sept. 28)...Played in 11 games as a true freshman in 2018...Tallied 11 tackles and four sacks...Posted three tackles, including 2.0 sacks against VMI (Sept. 8)...Prepped at Hillsboro High School where he played defensive back, linebacker and running back...Recorded 70 tackles, 25 tackles for loss, 18.5 sacks, 12 pass breakups and five forced fumbles as a senior...Named Region Defensive Player of the Year...Garnered all-state, all-region and all-city honors...Posted 62 tackles, 11.5 tackles for loss and 5.5 sacks as a junior.

PERSONAL: Born on March 29, 2000...Son of Lucretia Neal...Majoring in accounting.



DJ NELSON
YORK, ALA. • SELMA HS

81 POSITION • TIGHT END
HEIGHT • 6-5
WEIGHT • 230
CLASS • R-FRESHMAN

2021: Redshirted...Played in four games for the Skyhawks at tight end...Helped team to OVC Championship and second round berth in NCAA Division I playoffs...Saw action against Murray State (Oct. 9), Tennessee Tech (Nov. 13), Southeast Missouri (Nov. 20) and No. 10 Missouri State (Nov. 27)...Tallied two receptions for six yards against Tennessee Tech (Nov. 13).

BEFORE UTM: Prepped at Selma High School where he played for head coach Willie Gandy, helping the team to a regional championship...Tallied 3,775 yards of total offense and 40 touchdowns over his final two prep seasons...Notched 48 receptions for 1,632 yards and 14 touchdowns...Split time at quarterback, throwing for 1,583 yards and 18 touchdowns...Posted 561 rushing yards and eight touchdowns.

PERSONAL: Born on Nov. 8, 2002...Son of the late Dion Nelson Sr. and Stacie & Stoney Pritchett...Has four siblings, DaKaari, Stoni, Sydni and Stori...Majoring in business administration.



KOBE OKEKE
SMYRNA, TENN. • BIRMINGHAM SPORTS ACADEMY

42 POSITION • OFFENSIVE LINE
HEIGHT • 6-5
WEIGHT • 305
CLASS • JUNIOR

2021: Redshirted...Did not see game action.

2020-21: Did not see game action...Named to Athletic Director's Honor Roll for the spring semester.

BEFORE UTM: Spent one season at Birmingham Sports Academy where he played for head coach Richard Richardson...Prepped at Smyrna High School where he played for head coach Matt Williams...Tallied 56 career tackles...Posted 45 tackles his seniors season...Forced and recovered one fumble.

PERSONAL: Born on Aug. 2, 2001...Son of Innocent and Kimberly Okeke...Has two siblings, Ikenna and Nick...Majoring in health and human performance.



GAVIN OLSON
MEMPHIS, TENN. • MEMPHIS HARDING ACADEMY

79 POSITION • OFFENSIVE LINE
HEIGHT • 6-4
WEIGHT • 290
CLASS • JUNIOR

2022: Named to Preseason All-OVC squad...Named to Phil Steele Preseason All-OVC first team...Tabbed to The Bluebloods Preseason All-Conference team.

2021: Named to All-OVC second team...Tabbed to Phil Steele FCS All-OVC second team...Played and started in all 13 games for the Skyhawks at right guard...Helped team to OVC Championship and second round berth in NCAA Division I playoffs...Graded out at 84 percent or better in each game...Tallied 95 knockdowns...Was in the middle of an offensive unit which ranked eighth nationally in sacks allowed during the regular season...Offensive unit ranked 15th nationally with 207.6 rushing yards per game...Tabbed to Phil Steele Preseason All-Conference squad...Named to the Athletic Director's Honor Roll in both the fall and spring semesters.

2020-21: Played and started in the first six games for the Skyhawks at right tackle...Graded out at 80 percent or better in every game.

2019: Played in 10 games for the Skyhawks while starting the final nine contests on the offensive line...Blocked for the second-ranked scoring offense in the OVC and all-conference performers John Bachus III and Peyton Logan...Named to OVC Commissioner's Honor Roll...Named to Athletic Director's Honor Roll for both the fall and spring semesters.

BEFORE UTM: Prepped at Memphis Harding Academy, playing for head coach Will Rikard...Named one of 11 National Football Foundation College Hall of Fame Scholar-Athletes...Tallied 48 combined tackles, including 35 solos and 13 assists...Notched 9.5 tackles for loss and 4.5 sacks...Played in AutoZone Liberty Bowl High School All-Star Game.

PERSONAL: Born on Jan. 9, 2001...Son of Richard and Cindy Olson...Has two siblings, Dane and Riley...Majoring in engineering.




FRANKIE ONATE
JACKSONVILLE, FLA. • SOUTH ALABAMA

48 POSITION • KICKER / PUNTER
HEIGHT • 5-11
WEIGHT • 200
CLASS • GRADUATE

BEFORE UTM: Joins the Skyhawks after spending five seasons at South Alabama, playing most recently for head coach Kane Wommack...Saw action in 19 contests during his tenure...Scored 38 career points...Made all 17 extra-point attempts...Did not see action in 2020 or 2021...Played in 11 contests in 2019, scoring 38 points on seven field goals and 17 extra points...Made 7-of-12 field goal attempts (58.3 percent)...Booted a season-long 45-yard attempt against Georgia Southern (Oct. 3)...Converted 6-of-8 field goal attempts from within 39 yards...Connected on career-best two field goal at Troy (Oct. 16) in the program's annual "Battle For The Belt"...Converted a career-high four extra-point attempts at Texas State (Nov. 9)...Redshirted the 2018 season...Played in eight contests in 2017 as a true freshman...Averaged 58 yards on 21 kickoffs with a pair of touchbacks...Made his collegiate debut against No. 10 Oklahoma State (Sept. 8)...Finished with a season-best 64.5 average after a pair of kickoffs in victory over Troy in the "Battle For The Belt"...Kicked off a career-high seven times, recording two touchdowns, in Homecoming defeat of ULM...Prepped at Trinity Christian Academy...Part of a Conquerors team that went 34-4 (89.5%) his final three years on varsity...Was 8-of-13 on field goal attempts...Converted 63-of-64 point-after-attempts...Nailed a 52-yard field goal on the way to a state 3A state championship...Won back-back-to-back state championships as a freshman, sophomore and junior.

PERSONAL: Born on March 27, 1999...Son of Ram and Cheryl Onate...Has three siblings...Earned his undergraduate degree in exercise science from South Alabama in December of 2020...Currently pursuing a master's degree in exercise science.



ED OSLEY
BIRMINGHAM, ALA. • CLAY-CHALKVILLE HS

27 POSITION • RUNNING BACK
HEIGHT • 6-0
WEIGHT • 200
CLASS • FRESHMAN

BEFORE UTM: Joins the Skyhawks from Clay-Chalkville High School where he played for head coach Drew Gilmer...Was an electric option for the Cougars which went 15-0 en route to the Alabama Class 6A state championship in 2021 (the third state title in program history)...Was a vital part of the state's second-highest scoring offense (48.5 points per contest) as CCHS generated its first region title since 2015...Earned Class 6A Most Valuable Player, Offensive Player of the Year and first team all-state accolades after rushing for 2,083 yards on 264 carries (7.9 yards per rush) and 33 touchdowns as a senior, averaging 138.9 yards per outing...Added two more touchdowns and 205 yards receiving in 2021...Secured Class 6A state championship MVP honors following a 28-rush, 152-yard, state-record five-touchdown effort in the dramatic 46-42 win over Hueytown in the title matchup...Ran for 185 yards on 31 carries and five touchdowns against No. 7 Pinson Valley in the Class 6A Region 6 championship game...Represented the North squad in the 63rd AHSAA North-South All-Star Game that was played in December 2021.

PERSONAL: Born on Aug. 6, 2004...Son of Edward and Latonya Osley...Has one sibling, Aaron...Majoring in sports marketing.



ERIN PARKER
MEMPHIS, TENN. • MEMPHIS CENTRAL HS

49 POSITION • TIGHT END
HEIGHT • 6-3
WEIGHT • 250
CLASS • R-FRESHMAN

2021: Played in three games for the Skyhawks primarily on special teams...Helped team to OVC Championship and second round berth in NCAA Division I playoffs...Saw action against Southeast Missouri (Nov. 20), No. 10 Missouri State (Nov. 27) and Montana State (Dec. 4).

2020-21: Did not see game action.

BEFORE UTM: Prepped at Memphis Central High School where he played for head coach Lynord Crutchfield...Named to Region 8 5A All-Region first team offense...Was an all-region selection three times in football and basketball.

PERSONAL: Born on March 5, 2002...Son of Ernest Parker and Delishia Coleman...Has one sibling, Amber...Majoring in criminal justice.



ELI PATRICK
COVINGTON, TENN. • COVINGTON HS

61 POSITION • OFFENSIVE LINE
HEIGHT • 6-0
WEIGHT • 225
CLASS • R-FRESHMAN

2021: Redshirted...Did not see game action...Named to the Athletic Director's Honor Roll in the fall semester.

2020-21: Did not see game action...Named to Athletic Director's Honor Roll for the fall semester.

BEFORE UTM: Prepped at Covington High School where he played for head coach J.R. Kirby...Was a three-year starter at offensive tackle...Played in the Blue-Grey All-American Bowl at AT&T Stadium...Named to Tennessee Sports Writers Association Class 3A All-State offense...Named Region 7 3A Offensive Lineman of the Year.

PERSONAL: Born on Sept. 26, 2001...Son of Timothy and Becky Patrick...Has one sibling, Laura...Majoring in plant and soil science with a minor in agriculture business.



KYLER PEARSON
TULSA, OKLA. • KANSAS

22 POSITION • WIDE RECEIVER
HEIGHT • 5-8
WEIGHT • 160
CLASS • SOPHOMORE

BEFORE UTM: Joins the Skyhawks after spending two seasons at Kansas where he played for head coaches Les Miles and Lance Leipold...Played 11 games as a starter on the kick return unit...During the 2021 campaign, he played in the final eight games of the season - primarily on special teams - where he had five kick returns for 50 yards...He averaged 10.0 yards per kick return...As a true-freshman in 2020, he played in three games while retaining his redshirt...He returned five kicks for 83 yards...He averaged 16.6 yards per kick return...Had a season-long 36-yard return against Oklahoma...Named to the Academic All-Big 12 team...Prepped at Tulsa Union where he played for head coach Aaron Riley...Helped Union to the Oklahoma Class 6A-I state semifinals as a junior...Hauled in 57 receptions for 551 yards and 10 touchdowns as a junior...Caught 40 passes for 421 yards and four touchdowns as a sophomore...Ranked as a three-star prospect by 247Sports and ESPN...Rated the No. 30 overall prospect in the state of Oklahoma by Rivals.

PERSONAL: Born on Feb. 14, 2001...Son of Preston and Lana Pearson...Has two siblings, Kale and Kaylor...Majoring in business management...Brother Kale played quarterback collegiately at Air Force Academy.



CHARLES PERKINS
MEMPHIS, TENN. • M.A.H.S.

96 POSITION • DEFENSIVE END
HEIGHT • 6-3
WEIGHT • 280
CLASS • FRESHMAN

BEFORE UTM: Joins the Skyhawks from Memphis Academy of Health Sciences where he played for head coach Cedric Miller...Led Memphis with 15.5 sacks as a senior...Helped team to 2A-Region 8 district championship and best record in school history with a 9-1 mark as a senior...Named to all-region first team...Posted a big week against Melrose, recovering three fumbles and returning two for touchdowns of 43 and 32 yards, respectively, while also tallying four tackles for loss to earn Daily Memphian High School Player of the Week honors...Named preseason all-state...Ranked as a top-three senior breakthrough performer by Prep Redzone...Invited to play in Tennessee East vs. West All-Star Classic...Represented the Red team during the 19th annual AutoZone Liberty Bowl High School All-Star Game in December 2021...Named to TnFCA Class 2A all-state team.

PERSONAL: Born on March 27, 2004...Son of Charles Hall and Connie Perkins...Majoring in sports management



LAMARION PIERCE

LEWISBURG, TENN. • MARSHALL COUNTY HS

31

POSITION • DEFENSIVE BACK
HEIGHT • 6-0
WEIGHT • 175
CLASS • FRESHMAN

BEFORE UTM: Joins the Skyhawks from Marshall County High School where he played for head coach Thomas Osteen...Was a standout in all three phases for the Tigers which posted a 7-4 record and advance to the Class 4A state playoffs as a senior...Snagged four interceptions and had eight passes defended, two forced fumbles, 34 tackles while posting 1,008 all-purpose yards offensively in 11 games in 2021...Came away with seven interceptions, 19 passes defended, four forced fumbles, one fumble recovery and 83 tackles in his prep career...Scored 10 of his 14 career touchdowns as a senior (five receiving, two rushing, two kickoff return, one punt return)...Named Returner of the Year while also garnering all-region accolades...Was a big-play specialist, returning a kickoff 98 yards as a senior and taking a punt back for 81 yards during his junior campaign...Was part of a MCHS squad that posted a 9-3 record in 2020.

PERSONAL: Born on Aug. 3, 2004...Son of Tony Pierce and Mykeita McCord...Majoring in fashion merchandising.



BROCK POWERS

CORNERSVILLE, TENN. • CORNERSVILLE HS

40

POSITION • LONG SNAPPER
HEIGHT • 6-2
WEIGHT • 230
CLASS • SENIOR

2022: Named to Phil Steele Preseason All-OVC first team.

2021: Named to Phil Steele FCS All-OVC second team...Played and started in all 13 games for the Skyhawks as the team's primary long snapper...Helped team to OVC Championship and second round berth in NCAA Division I playoffs...Compiled three total tackles, including one solo and two assists...Tallied tackles against Tennessee Tech (Nov. 13), Southeast Missouri (Nov. 20) and No. 8 Montana State (Dec. 4)...Recovered a fumble against No. 10 Missouri State (Nov. 27)...Named to Phil Steele Preseason All-OVC third team...Named to OVC Commissioner's Honor Roll...Named to the Athletic Director's Honor Roll in both the fall and spring semesters.

2020-21: Played in all seven games for the Skyhawks as the team's primary long snapper...Snapped for All-OVC specialist Tyler Larco...Named to Athletic Director's Honor Roll for the fall semester.

2019: Played in all 12 games for the Skyhawks as the team's long snapper on special teams...Tallied one tackle against Murray State (Sept. 28)...Named to Athletic Director's Honor Roll for the spring semester.

2018: Played in all 11 games for the Skyhawks as the team's primary long snapper...Specialist made 13-of-15 field goal attempts and 35-of-38 point after attempts...Punters tallied 2,167 yards on 58 punts...Averaged 37.4 yards per punt.

BEFORE UTM: Prepped at Cornersville High School, playing for head coach Gerard Randolph...Tallied 101 career tackles, including 70 solos and 31 assists...Recorded 15 career sacks...Compiled 71 tackles, including 48 solos and 23 assists as a senior...Notched 24.0 tackles for loss, including 13 sacks...Tallied one interception and a safety...2017 All-Region Defensive Player of the Year...All-State honoree...Notched 29 tackles as a junior...2016 All-Region performer...Ranked first for sacks in middle Tennessee...Ranked as a four-star long snapper by Special Teams U.

PERSONAL: Born on Feb. 18, 2000...Son of Will and Amber Powers...Has two siblings, Barrett and Katelyn...Majoring in agricultural business.



TYLER PUGH

LOGANVILLE, GA. • GRAYSON HS

26

POSITION • SAFETY
HEIGHT • 5-10
WEIGHT • 170
CLASS • R-FRESHMAN

2021: Redshirted...Did not see game action.

BEFORE UTM: prepped at Grayson High School where he plays for head coach Adam Carter...The Rams finished the season ranked second nationally with a perfect 14-0 record and as 7A state champions...tallied 49 tackles as a senior - including two for loss while notching three interceptions and four pass breakups...As a junior he recorded 41 total tackles, one sack, one interception and a forced fumble.

PERSONAL: Born on March 4, 2003...Son of Dana and Natalie Pugh...Has one sibling, Kody...Majoring in finance.



GEORGE QUALLS JR

CARUTHERSVILLE, MO. • AKRON

83

POSITION • WIDE RECEIVER
HEIGHT • 6-3
WEIGHT • 190
CLASS • JUNIOR

BEFORE UTM: Joins the Skyhawks from Akron where spent two seasons playing for head coach Tom Arth...In two seasons with the Zips he tallied 22 receptions for 331 yards and a touchdown...Averaged 15.0 yards per catch...During 2021 he had 10 receptions for 171 yards...Had a season-high 51 yards against Ohio (Oct. 2)...Notched a season-high four receptions at Auburn (Sept. 4)...Tallied 12 receptions for 160 yards and a touchdown in 2020...Transferred from Butler Community College where he played for coach Tim Schaffner in 2019...Saw action in 12 games where he has 41 receptions for 693 yards and six touchdowns...Averaged 16.9 yards per catch...Best game came against Hutchinson CC (Sept. 28) when he snagged nine receptions for 159 yards and two touchdowns...Spent one season at Arizona Western where he did not see game action before the school dropped football after the 2018 season...Prepped at Caruthersville High School for head coach Jimmy Jackson...Played wide receiver and linebacker...Also played basketball and track.

PERSONAL: Born on Apr. 20, 1999...Son of Tonya Johnson...Has three siblings, Jamal, Tyler and Renisha...Majoring in interdisciplinary studies.



CADE RICHARDS

CLEARWATER, FLA. • CLEARWATER CENTRAL

70

POSITION • OFFENSIVE LINE
HEIGHT • 6-5
WEIGHT • 265
CLASS • R-FRESHMAN

2021: Redshirted...Did not see game action.

2020-21: Played in three games for the Skyhawks on the offensive line...Made collegiate debut against No. 10 Jacksonville State (March 14)...Named to OVC Commissioner's Honor Roll...Named to Athletic Director's Honor Roll for both the fall and spring semesters.

BEFORE UTM: Joins the Skyhawks from Clearwater Central Catholic High School where he played for head coach Chris Harvey...Helped his team to a 10-4 record as a senior...Blocked for an offense which set a single-season rushing record 2,968 yards while tallying 53 total touchdowns...Averaged 212.0 rushing yards per game...Named All-Pinellas County...Ranked as a three-star prospect.

PERSONAL: Born on November 13, 2001...Son of Joe and Stephanie Richards...Has one sibling, Riley...Majoring in criminal justice.



ZOE ROBERTS

PERRY, FLA. • TAYLOR COUNTY HS

5

POSITION • WIDE RECEIVER
HEIGHT • 5-11
WEIGHT • 185
CLASS • SOPHOMORE

2021: Named OVC Newcomer of the Week (Sept. 26)...Played in 11 games for the Skyhawks while starting eight contests at wide receiver...Helped team to OVC Championship and second round berth in NCAA Division I playoffs...Tallied 27 receptions for 235 yards...Notched five touchdowns...Averaged 8.7 yards per catch...Best game came against No. 9 Jacksonville State (Sept. 25) with four receptions for 73 yards and two touchdowns en route to OVC Newcomer of the Week honors...Caught touchdowns against No. 9 Jacksonville State (Sept. 25), Murray State (Oct. 9), Southeast Missouri (Oct. 23) and No. 10 Missouri State (Nov. 27)...Notched a season-high six receptions against No. 8 Montana State (Dec. 4)...Had a season-long 54-yard reception against No. 9 Jacksonville State

(Sept. 25)...Tallied two carries for 19 yards...Averaged 9.5 yards per carry...Named to Athletic Director's Honor Roll for both the fall and spring semesters.

2020-21: Played in two games for the Skyhawks at wide receiver...Made collegiate debut against Southeast Missouri (Apr. 3)...Tallied three receptions for two yards...Averaged 0.7 yards per catch...Tallied a season-high three receptions for two yards against Tennessee Tech (Apr. 11)...Named to Athletic Director's Honor Roll for the fall semester.

BEFORE UTM: Joins the Skyhawks from Taylor County High School where he played for head coach Danny Glover...Tallied 126 career receptions for 2,285 yards and 18 touchdowns...As a senior, notched 61 receptions for 1,220 yards while scoring eight receiving touchdowns...Averaged 110.9 yards per game...Averaged 20.0 yards per reception...Garnered 13 carries for 163 yards and two touchdowns...Tallied 61 career tackles along with two interceptions and 16 pass breakups...Ranked as a three-star prospect by 247Sports.

PERSONAL: Born on May 19, 2001...Son of Yovonkia Herring...Has two siblings, Chelsea and Remesia...Majoring in health and human performance.



AJ ROBINSON JR.

MEMPHIS, TENN. • WHITEHAVEN HS

41

POSITION • SAFETY
HEIGHT • 5-10
WEIGHT • 180
CLASS • FRESHMAN

BEFORE UTM: Prepped at Whitehaven High School where he played for head coach Rodney Saulsberry...Tallied 70 tackles, three sacks, four pass breakups, one interception and a defensive touchdown as a senior...Garnered all-metro honors...Selected to 19th annual AutoZone Liberty Bowl High School All-Star Game...Named to Principal's List and tabbed Million Dollar Tiger.

PERSONAL: Born on Oct. 17, 2003...Son of Mario and Kimberly Martin...Has three siblings, Bobby, Austin and Andrew...Majoring in business management.



JAY ROGERS

MEMPHIS, TENN. • NORTHERN COLORADO

6

POSITION • DEFENSIVE TACKLE
HEIGHT • 6-3
WEIGHT • 290
CLASS • R-JUNIOR

2022: Phil Steele Preseason All-OVC third team.

2021: Named to Phil Steele FCS All-OVC third team...Played in all 13 games for the Skyhawks while starting nine contests on the defensive line...Helped team to OVC Championship and second round berth in NCAA Division I playoffs...Compiled 21 total tackles, including 14 solos and seven assists...Notched 4.0 tackles for loss totaling 13 yards...Recorded a half sack with a forced fumble against Tennessee State (Nov. 6)...Had a season-high 2.0 tackles for loss against Southeast Missouri (Oct. 23)...Tallied quarterback hurries against Southeast Missouri (Oct. 23) and Tennessee State (Nov. 13).

BEFORE UTM: Joins the Skyhawks from Fort Scott Community College where he spent one season...He did not see game action with the Greyhounds...Previously spent two seasons at Northern Colorado where he saw action in one game...Made collegiate debut against North Dakota, tallying one tackle for a one-yard loss...Redshirted the 2018 season...Prepped at Hillcrest High School...Named Defensive MVP...Tabbed Region 8 1A first-team defensive tackle.

PERSONAL: Born on Sept. 6, 2000...Son of Marquita Rogers...Has two siblings, Korry and Tzgori...Majoring in management.



ZION RUCKER

SMYRNA, TENN. • SMYRNA HS

64

POSITION • OFFENSIVE LINE
HEIGHT • 6-4
WEIGHT • 300
CLASS • R-FRESHMAN

2021: Redshirted...Did not see game action.

BEFORE UTM: Prepped at Smyrna High School where he played for head coach Matt Williams...Tallied 36 total tackles for his career, notching 23 solo stops while posting 12 assists, splitting time between the offensive and defensive

line as a senior...Ranked as a three-star prospect by 247Sports.

PERSONAL: Born on Jan. 22, 2003...Son of Rhonda Rucker...Has one sibling, Mekhia...Majoring in interdisciplinary studies.



JAROD RUSSELL

MURFREESBORO, TENN. • RIVERDALE HS

72

POSITION • OFFENSIVE LINE
HEIGHT • 6-4
WEIGHT • 315
CLASS • R-FRESHMAN

2021: Redshirted...Played in four games for the Skyhawks while starting the final three contests on the offensive line...Helped team to OVC Championship and second round berth in NCAA Division I playoffs...Was in the middle of an offensive unit which ranked eighth nationally in sacks allowed during the regular season...Offensive unit ranked 15th nationally with 207.6 rushing yards per game.

BEFORE UTM: Prepped at Riverdale High School where he played for head coach Will Kriesky...Guided Riverdale to a 10-3 record and a 6A state quarterfinals appearance...Started at guard, center and tackle as a senior...Rated as the 31st offensive lineman in the state by TN Gridiron Scouting...Signed with Tennessee State out of high school.

PERSONAL: Born on Oct. 22, 2002...Son of Rodney and Sonja Russell...Has one sibling, Jasmine...Majoring in health and human performance.



MYLES SAULSBERRY

MEMPHIS, TENN. • LAUSANNE COLLEGIATE HS

98

POSITION • NOSE TACKLE
HEIGHT • 6-2
WEIGHT • 285
CLASS • FRESHMAN

BEFORE UTM: Joins the Skyhawks from Lausanne Collegiate High School where he played for head coach Kevin Locastro...Helped the Lynx to a 9-2 overall record and an appearance in the state semifinals...Tallied 56 tackles, 23 tackles for loss and 11 sacks during his senior campaign...Named to PRZTN Division II-Class AA All-State first team defense...Named to TnFCA Division II-AA all-state team...Represented the Blue team and garnered Defensive MVP honors after tallying four tackles, two sacks and a forced fumble during the 19th annual AutoZone Liberty Bowl High School All-Star Game in December 2021...Represented Team Blaze in the Nashville All American Bowl.

PERSONAL: Born on June 29, 2003...Son of Tara Brownlee...Has three siblings, Ace, Tyler and Tara...Majoring in health and human performance.



JAYLON SHARPE

CHARLOTTE, NC • CHARLOTTE

16

POSITION • LINEBACKER
HEIGHT • 6-2
WEIGHT • 240
CLASS • R-SOPHOMORE

BEFORE UTM: Spent three seasons at Charlotte where he played for head coach Will Healy...Played in 16 games since 2019 while compiling 28 total tackles, including 1.0 tackle for loss...Missed the 2021 season due to injury...Played in five games during the COVID-19 shortened campaign of 2020...Tallied seven total tackles, including five solos and two assists...Recorded a season-high three stops against Duke (Oct. 31)...Played in 11 games as a true freshman in 2019...Tallied 21 total tackles, including nine solos and 12 assists...Posted a career-high four tackles against No. 1 Clemson (Sept. 21) and Marshall (Nov. 23)...Registered first career tackle for loss against Florida Atlantic (Sept. 28)...Had three tackles in 49ers first-ever bowl game against Buffalo in Bahamas Bowl...Named to Athletic Director's List in spring of 2021...Prepped at Rocky River High School where he played for head coach Orlando Gray...Two-time Southwestern 4A Conference Defensive Player of the Year honoree...Posted 127 tackles - including 90 solo stops - during his senior campaign...Earned a pair of all-conference honors...Ranked as a three-star prospect by both 247Sports and ESPN...Ranked as a two-star prospect by Rivals...Ranked as the #49 player in North Carolina by 247Sports.

PERSONAL: Born on Nov. 28, 2000...Son of Kendrick and Jessica Sharpe...Has two siblings, Korion and Kennedi.



TEVIN SHIPP
SMYRNA, TENN. • SMYRNA HS

11

POSITION • LINEBACKER
HEIGHT • 6-2
WEIGHT • 230
CLASS • R-SOPHOMORE

2021: Played in 12 games for the Skyhawks at linebacker...Helped team to OVC Championship and second round berth in NCAA Division I playoffs...Compiled 15 total tackles, including eight solos and seven assists...Notched 3.0 tackles for loss totaling five yards...Tallied a season-high five tackles against Northwestern State (Sept. 18)...Returned an interception 47 yards for a touchdown against Murray State (Oct. 9)...Tallied a tackle for loss against Northwestern State (Sept. 18) and No. 10 Missouri State (Nov. 27)...Forced a fumble against Southeast Missouri (Oct. 23)...Notched a quarterback hurry against No. 9 Jacksonville State (Sept. 25)...Posted a pass breakup against No. 10 Missouri State (Nov. 27)...Named to OVC Commissioner's Honor Roll...Named to the Athletic Director's Honor Roll in both the fall and spring semesters.

2020-21: Played in six games for the Skyhawks at linebacker...Compiled 13 total tackles, including five solos and eight assists...Notched 1.0 tackle for loss totaling two yards...Recorded a quarterback hurry against Eastern Illinois (March 7)...Tallied a pass breakup against Tennessee State (March 28)...Posted a season-high six tackles against No. 10 Jacksonville State (March 14)...Named to Athletic Director's Honor Roll for the spring semester.

2019: Redshirted...Played in one game against Eastern Illinois (Oct. 19)...Named to Athletic Director's Honor Roll for the fall semester.

BEFORE UTM: Prepped at Smyrna High School, playing for Matt Williams...Compiled 110 tackles and three interceptions in his career...Tallied 54 tackles, two force fumbles, two fumble recoveries and an interception as a junior...2017 Region 5-6A Defensive MVP...Earned Daily News Journal Travis Weber Courage Award...Tabbed Rutherford County Defensive Player of the Week...Named first-team linebacker on the 2017 all-area team...Ranked as a two-star prospect by 247Sports.

PERSONAL: Born on Sept. 29, 2001...Son of Bryan Shipp and Angela Wright...Has one sibling, Jonathan Jr...Majoring in health and human performance.



DEVEN SIMS
SMYRNA, TENN. • SMYRNA HS

30

POSITION • SAFETY
HEIGHT • 6-2
WEIGHT • 200
CLASS • GRADUATE

2022: Lindy's Sports OVC Preseason Defensive Player of the Year...Stats Perform FCS Preseason All-American third team...Named to Preseason All-OVC squad...Phil Steele Preseason All-OVC first team...Tabbed to The Bluebloods Preseason All-Conference team.

2021: Named to All-OVC first team...Tabbed to Phil Steele All-OVC first team...Played and started in all 13 games for the Skyhawks at safety...Helped team to OVC Championship and second round berth in NCAA Division I playoffs...Compiled 93 total tackles, including 45 solos and 48 assists...Notched 6.0 tackles for loss totaling 23 yards...Recorded 1.0 sacks against Southeast Missouri (Nov. 20)...Posted four games double-digit tackle performances against Western Kentucky (Sept. 2), Murray State (Oct. 9), Austin Peay (Oct. 30) and Southeast Missouri (Nov. 20)...Matched a season-high with 11 tackles against both Austin Peay (Oct. 30) and Southeast Missouri (Nov. 20)...Notched 2.0 TFLs – including a sack – in the regular season finale against Southeast Missouri (Nov. 20)...Recorded his first career interception against Tennessee Tech (Nov. 13)...Tallied three quarterback hurries...Posted a pair of pass breakups, tally one against both Murray State (Oct. 9) and Eastern Illinois (Oct. 16) in back-to-back weeks...Named Preseason All-OVC...Tabbed to Phil Steele Preseason All-OVC first team...Named to OVC Commissioner's Honor Roll.

2020-21: Named to All-OVC first team...Played and started in all seven games for the Skyhawks at safety...Compiled 60 total tackles, including 29 solos and 31 assists...Notched 5.0 tackles for loss totaling 14 yards...Recorded one sack for a five yard loss against No. 10 Jacksonville State (March 14)...Posted four pass breakups, including a season-high three against Eastern Illinois (March 7)...Ranked amongst OVC leaders in forced fumbles (one, second), assisted tackles (31, third), total tackles (60, fourth), solo tackles (29, fourth) and tackles per game (8.6, fifth)...Forced one fumble against Tennessee State (March 28)...Tallied two quarterback hurries against Eastern Illinois (March 7) and Austin Peay (March 21)...Eclipsed double-figure tackles in two contests against No. 10 Jacksonville State (March 14) and Tennessee State (March 28)...Posted a new

career-high with 12 tackles – including 1.5 tackles for loss – against No. 10 Jacksonville State (March 14).

2019: Played in all 12 games for the Skyhawks while starting the final five games at safety...Compiled 41 total tackles, including 18 solos and 23 assists...Notched 1.0 tackle for loss of two yards...Forced a fumble against Southeast Missouri (Oct. 26) in his first career start...Tallied seven pass breakups, including a season-high three against Southeast Missouri (Oct. 26)...Posted a season-high nine tackle against Kentucky (Nov. 23)...Named to Athletic Director's Honor Roll for the spring semester.

2018: Played in six games for the Skyhawks primarily on special teams...Saw action against Eastern Kentucky (Oct. 13), Eastern Illinois (Oct. 20), Southeast Missouri (Oct. 27), Jacksonville State (Nov. 3), Tennessee Tech (Nov. 10) and Tennessee State (Nov. 17).

2017: Redshirted.

BEFORE UTM: Prepped at Smyrna High School, playing for head coach Matt Williams...Guided the Bulldogs to a 6-5 record with a playoff berth in 2016...Played primarily in the secondary while also seeing time at running back in his career...Tallied 89 total tackles as a senior – including 61 solo stops...Averaged 8.1 tackles per game...Tallied three interceptions, three pass breakups and blocked a pair of punts...Finished his career with 129 total tackles, one sack and five interceptions...Posted 28 career carries for 145 yards and a touchdown...Named to the All-Region 2-6A football team...Played in the 2016 Toyota East vs. West All-Star Game.

PERSONAL: Born on Nov. 30, 1998...Son of Jennifer Sims...Has one sibling, Brittany...Majoring in interdisciplinary studies.



AJAY SMITH
DETROIT, MICH. • INDEPENDENCE CC

17

POSITION • WIDE RECEIVER
HEIGHT • 6-4
WEIGHT • 190
CLASS • JUNIOR

BEFORE UTM: Joins the Skyhawks from Independence Community College where he played for head coach Jason Martin...Played two seasons for the Pirates where he tallied 20 receptions for 344 yards and four touchdowns...In 2021 he grabbed 12 catches for 221 yards and three touchdowns...Averaged 18.4 yards per reception...Scored touchdowns against Fort Scott CC (Sept. 18), Garden City CC (Sept. 25) and Fort Scott CC (Nov. 7)...Posted a season-high three receptions for 87 yards in the opener against Butler (Sept. 4)...Had eight receptions for 123 yards and a touchdown in 2020...Averaged 15.4 yards per reception...Played 2019 season at Riverside City College, tallying eight receptions for 136 yards and a touchdown...Prepped at Bradford Academy.

PERSONAL: Born on Jan. 23, 1999...Son of Almount Smith Sr. and Sharen Eddings...Has two siblings, Jackson and Marquis...Majoring in interdisciplinary studies.



GARRETT SMITH
PORTLAND, TENN. • PORTLAND HS

68

POSITION • OFFENSIVE LINE
HEIGHT • 6-3
WEIGHT • 290
CLASS • FRESHMAN

BEFORE UTM: Joins the Skyhawks from Portland High School where he played for head coach Wes Inman...Earned 5A all-state honors...Two-time all-region selection...Tabbed to 2021 615 Preps Large Class All-Area third team...Named to 2021 All Sumner County team...Invited to Nashville All American Bowl.

PERSONAL: Born on Nov. 3, 2003...Son of Rick and Nicole Smith...Has one sibling, Ryan...Majoring in marketing.



EJ SMOOT
BEGGS, OKLA. • NORTHEASTERN OKLAHOMA A&M

13 POSITION • WIDE RECEIVER
HEIGHT • 6-1
WEIGHT • 180
CLASS • JUNIOR

2021: Played in six games for the Skyhawks primarily on special teams... Helped team to OVC Championship and second round berth in NCAA Division I playoffs... Did not record a reception... Saw action against Austin Peay (Oct. 30), Tennessee State (Nov. 6), Tennessee Tech (Nov. 13), Southeast Missouri (Nov. 20), No. 10 Missouri State (Nov. 27) and No. 8 Montana State (Dec. 4).

BEFORE UTM: Joins the Skyhawks from Northeastern Oklahoma A&M where he spent two seasons... Tallied 27 receptions for 358 yards and one touchdown in 2020... Averaged 13.3 yards per reception... Posted a pair of 100-yard receiving performances against Tyler Junior College (126) and Cisco college (112)... Scored his lone touchdown against Kilgore College... Named to JCGridiron.com All-America second team... Garnered all-conference second team honors... Tabled to NJCAA Wide Receiver Watch List... Played nine games as a freshman, tallying 18 receptions for 215 yards... Averaged 11.9 yards per reception... Prepped at Avalon High School as a senior and Beggs High School through junior campaign.

PERSONAL: Born on Aug. 6, 2000... Son of Isaac and Rebecca Smoot... Has five siblings, Tommy, Jared, Olivia, London and Bri... Majoring in business.



KODY SPARKS
MURFREESBORO, TENN. • BOWLING GREEN

11 POSITION • QUARTERBACK
HEIGHT • 6-5
WEIGHT • 220
CLASS • R-FRESHMAN

BEFORE UTM: Joins the Skyhawks after spending two seasons at Bowling Green where he played for head coach Scot Loeffler... Did not see game action in 2020 or 2021... Prepped at Oakland High School for head coach Kevin Creasy... Led the Patriots to the Tennessee 6A state semifinals with a 13-1 record as a senior... Threw for 1,500 yards while being responsible for 31 touchdowns - 25 passing and six rushing... Named team most valuable player... Earned 6A Region and State Offensive Player of the Year honors... Selected team captain... Also played at Roncalli High School and Hamilton Southeastern High School.

PERSONAL: Born on Aug. 25, 2001... Son of Ron and Kelly Sparks... Has two siblings, Kylee and Raegan... Relative of Major League Baseball players Mark Teahan and Brett Baumann... Majoring in business.



TYSON STRICKLAND
CORDOVA, TENN. • TENNESSEE VALLEY PREP

91 POSITION • NOSE TACKLE
HEIGHT • 6-2
WEIGHT • 270
CLASS • R-FRESHMAN

2021: Redshirted... Did not see game action.

2020-21: Did not see game action.

BEFORE UTM: Spent one season at Tennessee Valley Prep Sports Academy where he played for head coach Keith Tinknell... Prepped at First Assembly Christian High School where he played for head coach Joey Lowe... Tallied 52 total tackles, including 33 solos as a senior... Notched 6.0 tackles for loss, including 3.0 sacks... Forced one fumble and recovered another... Tallied 20 pancakes.

PERSONAL: Born on Sept. 19, 2001... Son of Tara Upshaw... Has three siblings, Ivan, Ivy and India... Majoring in agriculture.



LOGAN SWARTZ
ROCK ISLAND, ILL. • IOWA WESTERN CC

67 POSITION • OFFENSIVE LINE
HEIGHT • 6-7
WEIGHT • 300
CLASS • R-SOPHOMORE

BEFORE UTM: Joins the Skyhawks from Iowa Western Community College where he played two seasons for head coach Scott Strohmeier... During his two seasons with the Reivers, the team posted a 17-2 record while going 8-0 in conference play... In 2021 the Reivers finished as runner-up in the NJCAA national championship while posting a 10-1 record... The team finished the year ranked second in the NJCAA rankings... Seeing action in 10 career games, nine of those came in that historic 2021 season as a starter on the offensive line... He blocked for an offense which averaged 33.7 points and 357.1 yards of total offense per game... He previously spent the 2019 season at Kent State where he did not see game action and redshirted... Prepped at Rock Island High School for head coach Ben Hammer... He earned Quad City WB6 All-Conference and all-metro honors... Also garnered IHSA Academic All-State recognitions... Rated a two-star prospect by 247sports coming out of high school.

PERSONAL: Born on Sept. 15, 2000... Son of Matt Swartz and Jill Marlier... Majoring in business management.



TERAYON SWEET
SAN BERNARDINO, CALIF. • WINNER CIRCLE

23 POSITION • RUNNING BACK
HEIGHT • 5-11
WEIGHT • 200
CLASS • R-FRESHMAN

2021: Redshirted... Did not see game action.

BEFORE UTM: Played one season for Winner Circle Athletics Prep Academy... Prepped at Aquinas High School for head coach Jordan Brusig... Tallied 185 carries for 1,328 yards and 21 touchdowns as a senior... Averaged 7.2 yards per carry... Tallied five 100-yard rushing performances... Tabled to California All-State third team... Named as the CIF-SS Division 5 Offensive MVP... Garnered Ambassador League second team honors... Named finalist for Triple Impact Competitor Program.

PERSONAL: Born on Dec. 2, 2001... Son of Torrie and Tisha Sweet... Has three siblings, Torrie Jr., Tyler and Kennedy... Majoring in communications with a concentration in media design.



DEVONTE TANKSLEY
BELLE GLADE, FLA. • CATAWBA CC

4 POSITION • WIDE RECEIVER
HEIGHT • 5-10
WEIGHT • 160
CLASS • R-SOPHOMORE

2021: Redshirted... Played and started in the first two games for the Skyhawks at wide receiver... Helped team to OVC Championship and second round berth in NCAA Division I playoffs... Suffered a season-ending injury against Samford (Sept. 11)... Tallied five receptions for 15 yards... Averaged 3.0 yards per catch... Tallied a 27-yard kick return against Samford (Sept. 11).

BEFORE UTM: Joins the Skyhawks from Catawba College where he played two seasons... Played in 12 games for the Indians... Appeared in one game in 2020-21, tallying four receptions for 56 yards... Averaged 14.0 yards per reception... Notched 11 receptions for 432 yards and four touchdowns as a freshman in 2018... Averaged 18.8 yards per reception... Tallied 11 carries for 91 yards... Averaged 8.3 yards per carry... Prepped at Eastside High School where he tallied 27 receptions for 553 yards and six touchdowns as a senior... Averaged 92.2 yards per game.

PERSONAL: Born Aug. 3, 2000... Son of Calvin Key and Chiquilla Tanksley... Has four siblings, Calvontay, Calvinshay, Catavious and Caniya... Majoring in interdisciplinary studies.



JOSIAH TINGLEY
CORDOVA, TENN. • EVANGELICAL CHRISTIAN HS

62 POSITION • OFFENSIVE LINE
HEIGHT • 6-2
WEIGHT • 290
CLASS • R-FRESHMAN

2021: Redshirted...Did not see game action...Named to the Athletic Director's Honor Roll in both the fall and spring semesters.

2020-21: Did not see game action...Named to Athletic Director's Honor Roll for the fall semester.

BEFORE UTM: Prepped at Evangelical Christian High School where he played for head coach Trey Adams...Helped the Eagles to a 14-1 record and a state championship...Named to Division II-AA Tennessee High School Football Coaches Association All-State offense...Named to Commercial Appeal All-Metro third-team offense...Played in the 2019 AutoZone Liberty Bowl High School All-Star game.

PERSONAL: Born on April 21, 2002...Son of Marc and Christy Tingley...Has two siblings, Jennifer and Jessica...Majoring in engineering.



AIRIUS TRICE
SHELBYVILLE, TENN. • BETHEL

84 POSITION • WIDE RECEIVER
HEIGHT • 6-1
WEIGHT • 160
CLASS • R-FRESHMAN

2021: Redshirted...Played in four games for the Skyhawks primarily on special team...Saw action against Murray State (Oct. 9), Austin Peay (Oct. 30), Tennessee Tech (Nov. 13) and No. 8 Montana State (Dec. 4).

BEFORE UTM: Joins the Skyhawks from Bethel where he spent two seasons...Saw action in three games in 2020-21...Tallied four receptions for 44 yards...Averaged 14.7 yards per reception...Prepped at Shelbyville Central High School...Named a two-time TSWA Class 5A All-State honoree...Set a school-record with 111 receptions as a senior...Set a program single-game record with 17 receptions while tallying 200 yards and a touchdown against Gallatin in 2018...Named 2018 All-Region 5-5A Offensive MVP...Played in Tennessee Athletic Coaches Association All-Star game.

PERSONAL: Born on Sept. 10, 2001...Son of Harrison Trice Jr. and Vickie Cleveland...Has two siblings, Crystal and Devon...Majoring in interdisciplinary studies.



ZAK WALLACE
BENTON, ARK. • BENTON HS

21 POSITION • RUNNING BACK
HEIGHT • 6-0
WEIGHT • 220
CLASS • R-SOPHOMORE

2022: Named to Preseason All-OVC squad...Named to Phil Steele Preseason All-OVC first team...Tabbed to The Bluebloods Preseason All-Conference team.

2021: Named to All-OVC first team...Named HERO Sports Freshman All-American...Tabbed to Phil Steele FCS All-OVC second team...Named OVC Offensive Player of the Week (Oct. 17)...Tabbed OVC Newcomer of the Week twice (Oct. 10 and Oct. 17)...Played in all 13 games for the Skyhawks at running back...Helped team to OVC Championship and second round berth in NCAA Division I playoffs...Tallied 148 carries for 807 yards...Rushed for 15 touchdowns which led the OVC and ranked sixth nationally...Averaged 5.5 yards per carry which ranked second in the OVC...Averaged 62.1 yards per game which ranked seventh in the OVC...Led the OVC in scoring with 90 points – averaging 6.9 points per game...Eclipsed 100 yards in three contests against Eastern Illinois (Oct. 16), Tennessee State (Nov. 6) and Southeast Missouri (Nov. 20)...Rushed for a season-high 125 yards against Eastern Illinois (Oct. 16) on his way to being named OVC Player and Newcomer of the Week...Recorded multiple touchdowns in four contests against Murray State (Oct. 9), Eastern Illinois (Oct. 16), Tennessee State (Nov. 6) and Tennessee Tech (Nov. 13)...Ranked second in program's single-season history with 15 touchdowns...Became the first Skyhawk since 2014 to rush for three touchdowns in a game against Murray State (Oct. 9) en route to being named OVC Player of the Week...Ranked 10th in the OVC with 64.8 all-purpose yards per game...Tallied six receptions for

11 yards...Had a season-long seven-yard reception against Southeast Missouri (Nov. 20)...Recorded a tackle against Austin Peay (Oct. 30)...Named to Athletic Director's Honor Roll for spring semester.

2020-21: Played in all seven games for the Skyhawks and one start at running back...Earned first career start against Austin Peay (March 21)...Tallied 39 carries for 113 yards and one touchdown...Averaged 2.9 yards per carry...Posted season-highs with 10 carries for 48 yards and a touchdown against Tennessee Tech (Apr. 11)...Ran for a season-long 16-yard carry against Tennessee State (March 28)...Had three games with at least five carries...Tallied three catches for 39 yards...Caught a 30-yard pass against Tennessee State (March 28)...Averaged 13.0 yards per catch...Averaged 21.7 all-purpose yard per game.

2019: Redshirted...Played in four games for the Skyhawks at running back...Saw action against Jacksonville State (Nov. 2), Austin Peay (Nov. 9), Tennessee State (Nov. 16) and Kentucky (Nov. 23)...Tallied 10 carries for 28 yards...Averaged 2.8 yards per carry...Tallied two receptions for 36 yards...Averaged 18.0 yards per catch...Named to Athletic Director's Honor Roll for the fall semester.

BEFORE UTM: Prepped at Benton High School, playing for head coach Brad Harris...Posted 1,438 yards and 21 touchdowns as a senior...Averaged 10.5 yards per carry...Tallied 171 carries for 1,260 yards and 17 touchdowns as a junior...Tabbed to the 6A All-State squad...Tabbed top running back in 6-A West...Named Tri-Lakes Edition Offensive Player of the Year and to All-Area team...Given Tom Hardin Award...Named to AHSCA All-Star Game...Played in the Salt Bowl...Won 6A/7A State Weight Lifting championship...Ranked as a two-star prospect by 247Sports and Rivals.

PERSONAL: Born on Jan. 25, 2001...Son of Sam Norris and Sienna Wallace...Has four siblings, Samonte, Adontae, Zikia and Saniya...Majoring in interdisciplinary studies.



D'MARIUS WARREN
KENNETT, MO. • NORTHWESTERN OKLAHOMA STATE

73 POSITION • OFFENSIVE LINE
HEIGHT • 6-4
WEIGHT • 300
CLASS • SENIOR

BEFORE UTM: Joins the Skyhawks from Northwestern Oklahoma State where he spent two seasons playing for head coach Matt Walter...Played in seven games for the Rangers on the offensive line...Blocked for an offense which averaged 362.7 yards of total offense per game and scored 10 rushing touchdowns...Did not play during 2020 due to COVID cancellation...Previously attended Hutchinson Community College for two seasons where he was a KJCCC All-Conference guard in 2019...Started all 11 games for the Blue Dragons which posted the third-best scoring offense in program history...Blocked for an offense which rushed for 42 touchdowns which ranked second in single-season history...Prepped at Kennett High School for head coach Lance Penn...Earned All-Region Lineman of the Year...Garnered first team all-region, first team all-conference and second team all-state honors...He was also named All-Region Lineman of the Year.

PERSONAL: Born on Jan. 10, 2000...Son of Roderick Warren...Majoring in agriculture business.



AARON WEBB
ST. LOUIS, MO. • IOWA WESTERN CC

7 POSITION • SAFETY
HEIGHT • 6-0
WEIGHT • 175
CLASS • R-SOPHOMORE

2021: Played in 12 games for the Skyhawks primarily on special teams...Helped team to OVC Championship and second round berth in NCAA Division I playoffs...Compiled five total tackles, including one solo and four assists...Tallied tackles against Samford (Sept. 11), No. 9 Jacksonville State (Sept. 25), Eastern Illinois (Oct. 16), Tennessee State (Nov. 6) and No. 10 Missouri State (Nov. 27)...Named to Athletic Director's Honor Roll for fall semester.

BEFORE UTM: Joins the Skyhawks from Iowa Western Community College where he spent two seasons...Played in three games for the Reivers, tallying three total tackles...Secured tackles against Ellsworth Community College, Arkansas Baptist College and Ellsworth Community College...Prepped at Pattonville High School...Combined for 44 total tackles and two interceptions as a senior...Tallied nine receptions for 81 yards and a touchdown...Averaged 9.0 yards per reception...Posted 22 tackles and one interception as a junior.

PERSONAL: Born on May 14, 2001...Son of Ericka Webb and Albert Bynum...Has two siblings, Andre and Anthony...Majoring in psychology.

SHAMARI WEIR

FORT LAUDERDALE, FLA. • COCONUT CREEK HS

36

POSITION • LINEBACKER
HEIGHT • 6-0
WEIGHT • 220
CLASS • SOPHOMORE

2021: Played in all 13 games for the Skyhawks primarily on special teams... Helped team to OVC Championship and second round berth in NCAA Division I playoffs... Compiled eight total tackles, including five solos and three assists... Talled a season-high four tackles against Murray State (Oct. 16).

2020-21: Played in one game for the Skyhawks primarily on special teams... Compiled two total tackles, including one solo and one assist... Recorded two tackles in his collegiate debut against Tennessee Tech (Apr. 11)... Named to Athletic Director's Honor Roll for the spring semester.

BEFORE UTM: Joins the Skyhawks from Coconut Creek High School where he played for head coach Gerald Cox... Played in 10 games as a senior, tallying 48 total tackles, including 31 solos and 17 assists... Talled sock while notching two interceptions – including a 91-yard interception returned for a touchdown... Forced a pair of fumbles... Named a first-team all-sleeper defender... Played in the Broward County Athletic Association All-Star game... Named to 2A-1A track honorable mention squad.

PERSONAL: Born on December 25, 2001... Son of Tamar Murphy... Has six siblings, Shieem, Sean, Shakari, Shajay, Shanai and Shadeen... Majoring in criminal justice.

ORLANDIS WILLIAMSON

MILAN, TENN. • MILAN HS

30

POSITION • DEFENSIVE BACK
HEIGHT • 5-10
WEIGHT • 170
CLASS • R-FRESHMAN

2021: Redshirted... Did not see game action... Named to Athletic Director's Honor Roll for spring semester.

BEFORE UTM: Prepped at Milan High School where he played for head coach Carl Diffe... Helped the team to a 12-2 record and a berth in the TSSAA state championship... Rushed for 395 yards and seven touchdowns as a senior... Talled 36 tackles, seven pass breakups, an interception returned for a touchdown and a blocked punt on defense... Named 7-3A All-Region Returner of the Year... Talled a 97-yard kickoff return for a touchdown against Westview... Named 2020 West Tennessee All-Star... Also played baseball in high school, setting the school record for stolen bases with 93, including 31 as a senior... Named to All-State second team... Talled All-Region 7/8 first team.

PERSONAL: Born on Oct. 29, 2002... Son of Raven and Carl Williamson... Has two siblings, O'Ryan and O'Riley... Majoring in wildlife biology.

KEION WILLIS

ST. LOUIS, MO. • MISSOURI

90

POSITION • DEFENSIVE END
HEIGHT • 6-3
WEIGHT • 265
CLASS • R-JUNIOR

2021: Played in 12 games for the Skyhawks on the defensive line... Helped team to OVC Championship and second round berth in NCAA Division I playoffs... Compiled nine total tackles, including two solos and seven assists... Talled season-highs with two tackles against No. 9 Jacksonville State (Sept. 25) and Murray State (Oct. 9)... Posted a quarterback hurry against Samford (Sept. 11).

BEFORE UTM: Joins the Skyhawks from Missouri where he spent parts of three seasons... Did not see game action in either 2019 or 2020... Redshirted the 2018 season... Prepped at Christian Brothers College High School where he played for head coach Scott Pingel... Named to All-Metro Catholic second team defense... Named team MVP while helping squad to a state championship... Talled 40 tackles, 7.0 tackles for loss and five sacks as a senior.

PERSONAL: Born on Jan. 6, 2000... Son of Keith Sr. and Erica Willis... Has four siblings, Brittany, Antoinette, Natasha and Keith Jr... Majoring in interdisciplinary studies... Related to Ki-Jana Carter who played eight seasons in the NFL for the Bengals, Redskins (Commanders), Packers and Saints.

DRESSER WINN

DRESDEN, TENN. • DRESDEN HS

3

POSITION • QUARTERBACK
HEIGHT • 6-3
WEIGHT • 215
CLASS • GRADUATE

2021: Played in three games for the Skyhawks while starting the final two contests at quarterback... Helped team to OVC Championship and second round berth in NCAA Division I playoffs... Completed 45-of-91 pass attempts for 438 yards... Threw two touchdowns... Posted 94.74 passer efficiency... Best game came against No. 10 Missouri State (Nov. 27) in his first start since 2018, completing 23-of-43 passes for 272 yards and two touchdowns en route to the program's first Division I playoff victory... Found Donnell Williams for a 47-yard touchdowns in the final minutes which proved to be the game winner against No. 10 Missouri State (Nov. 27)... Talled a one-yard rushing touchdown against Southeast Missouri (Nov. 20)... Tabled to Phil Steele Preseason All-Conference second team squad.

2020-21: Named OVC Specialist of the Week (March 1)... Played in four games for the Skyhawks at quarterback and as the team's primary punter... Suffered a season-ending injury against Austin Peay (March 21)... Completed 6-of-11 passes for 30 yards... Posted a passer efficiency of 77.45... Talled eight carries for 16 yards and a touchdown... Averaged 2.0 yards per carry... Notched a rushing touchdown against Murray State (Feb. 28)... Talled 22 punts for 904 yards... Averaged 41.1 yards per punt... Booted a season-long 67-yard punt against Austin Peay (March 21)... Had five punts of 50 yards or more... Notched a season-high seven punts against Murray State (Feb. 28) and Austin Peay (March 21)... Talled six punts inside the 20-yard line... Posted one kickoff of 57 yards against Eastern Illinois (March 7).

2019: Redshirted... Played in two games for the Skyhawks at quarterback... Saw action against Southeast Missouri (Oct. 26) and Kentucky (Nov. 23)... Completed 5-of-9 pass attempts for 59 yards... Named to Athletic Director's Honor Roll for the spring semester.

2018: OVC Offensive Player of the Week (Sept. 9)... Played and started in seven games for the Skyhawks at quarterback before suffering a season-ending injury... Completed 154-of-234 pass attempts for 1,601 yards... Recorded 12 passing touchdowns and nine interceptions... Averaged 228.7 passing yards per game... Notched 132.51 passing efficiency... Completed 65.8 of passes... Talled three 300-yard passing contests against Middle Tennessee (Sept. 8), Chattanooga (Sept. 15) and Murray State (Sept. 29)... Posted season-high in completions (34), attempts (53), yards (355) and touchdowns (four) against Middle Tennessee (Sept. 8)... Tossed multiple touchdown passes against Middle Tennessee (Sept. 8), Chattanooga (Sept. 15), Murray State (Sept. 29) and Eastern Kentucky (Oct. 13)... Talled 55 carries for 48 yards... Rushed for three touchdowns... Rushed for touchdowns against Chattanooga (Sept. 15), Austin Peay (Sept. 22) and Murray State (Sept. 29)... Notched a tackle against Chattanooga (Sept. 15).

2017: Played and started in five games for the Skyhawks at quarterback... Two-time OVC Newcomer of the Week (Nov. 5 and Nov. 18)... Completed 50 of 90 passes for 744 yards... Tossed five touchdowns and one interception... Completed 55.6 percent of passes... Averaged 148.8 passing yards per game... Notched a pass efficiency of 141.11... Completed 12-of-23 attempts for 224 yards at Southeast Missouri (Nov. 4)... Tossed a pair of touchdowns at Tennessee Tech (Nov. 18)... Talled 66 carries for 120 yards... Notched one rushing touchdown at Tennessee Tech (Nov. 18)... Averaged 172.8 yards of total offense per game... Earned starts against Eastern Kentucky (Oct. 21), Eastern Illinois (Oct. 28), Southeast Missouri (Nov. 4), No. 2 Jacksonville State (Nov. 11) and Tennessee Tech (Nov. 18)... Notched a tackle against Eastern Kentucky (Oct. 21).

BEFORE UTM: Prepped at Dresden High School, playing for head coach Derek Rang... Guided the Lions to a perfect 16-0 record and the program's first Class 1A state championship in 2016... Completed 145-of-196 passes for 2,928 yards with 38 touchdowns and just two interceptions as a senior... Also rushed 90 times for 893 yards and 13 touchdowns... Tabled Offensive MVP in the state championship... Named to the 2016 TNHighSchoolFootball.com Class AA all-state team... Punted 13 times for 551 yards... Averaged 42.4 yards per punt... Won Region 7A Best Offensive Player Award... Completed 137-of-191 passes for 2,630 yards and 38 touchdowns while rushing 82 times for 739 yards and six touchdowns as a junior... Named 2015 Tennessee Titans Mr. Football 1A Offensive Back Award... Selected as All-West Tennessee Football Offensive Player of the Year... Tabled All-West Tennessee first team offense... Ranked as a three-star recruit by 247Sports and two-star by Rivals and Scout... Selected to play in the 2016 Toyota East vs. West All-Star Game... Three-sport athlete with baseball and basketball.

PERSONAL: Born on Nov. 11, 1998... Son of Albert and Shelley Winn... Has two siblings, Loral and Tinley... Graduated with a degree in agriculture from UT Martin and is currently pursuing a Master's degree.



TY WOODS

BIRMINGHAM, ALA. • DELTA STATE

3

POSITION • SAFETY
HEIGHT • 5-10
WEIGHT • 175
CLASS • GRADUATE

BEFORE UTM: Joins the Skyhawks from Delta State where he played for head coach Todd Cooley...Spent four seasons with the Statesmen where he played in 24 games and compiled 77 career tackles, two interceptions, five pass breakups, two forced fumbles and a fumble recovery...In 2021 he tallied 57 total tackles along with 4.0 tackles for loss...Recorded two interceptions, coming against Bethel (Sept. 2) and West Georgia (Sept. 15)...Totaled seven passes defended – including five breakups – while notching a streak of four consecutive games with a breakup...Posted a career-high 17 tackles – including 15 solo – against Mississippi College (Nov. 6)...Forced and recovered a fumble against Bethel (Sept. 2)...Did not play in 2020...Appeared in nine games in 2019 with 16 tackles...Redshirted 2018 season.

PERSONAL: Born on Jan. 4, 1999...Son of Jacques Woods, Jr., Kalieah Woods and LaKeasha Hargrove...Has six siblings, Jay, Jacob, Olivia, K'Lynd and Andrew...Graduated with a bachelor's degree in exercise science and wellness with allied health from Delta State in the spring 2021...Currently pursuing a master's degree in higher education leadership.



ELIJAH YOUNG

GLEASON, TENN. • GLEASON HS

95

POSITION • JACK
HEIGHT • 6-0
WEIGHT • 225
CLASS • R-FRESHMAN

2021: Redshirted...Did not see game action...Named to Athletic Director's Honor Roll for spring semester.

BEFORE UTM: Prepped at Gleason High School where he played for Jamie Roney...Tallied 89 tackles and five interceptions...Accumulated 800 receiving yards and 16 touchdowns...Named All-West Tennessee...Named Region 7A Offensive Player of the Year.

PERSONAL: Born on Jan. 31, 2003...Son of Roger and Becky Sawyers...Has three siblings, Lesley, Hallee and Hayden...Majoring in cell and molecular biology.



RYAN YOUNG

NASHVILLE, TENN. • LIPSCOMB ACADEMY

98

POSITION • KICKER
HEIGHT • 6-1
WEIGHT • 150
CLASS • FRESHMAN

BEFORE UTM: Joins the Skyhawks after prepping at Lipscomb Academy for head coach and Super Bowl champion quarterback Trent Dilfer...Helped team to an 11-3 record and a state runner-up finish in 2020...Made 6-of-8 field goal attempts as a senior...Connected on a season-long 47 yard field goal...Named to all-region and all-conference squads.

PERSONAL: Born on May 28, 2002...Son of Greg and Carrie Young...Has one sibling, Kyle...Majoring in sports management.

2022 PRESEASON HONORS

OSHAË BAKER

PRESEASON ALL-OHIO VALLEY CONFERENCE
PHIL STEELE PRESEASON ALL-CONFERENCE (SECOND TEAM)

COLTON DOWELL

PRESEASON ALL-OHIO VALLEY CONFERENCE
PHIL STEELE PRESEASON ALL-CONFERENCE (SECOND TEAM)
THE BLUEBLOODS PRESEASON ALL-CONFERENCE TEAM

JOHN H. FORD II

BUCK BUCHANAN AWARD PRESEASON WATCH LIST
STATS PERFORM FCS PRESEASON ALL-AMERICAN (THIRD TEAM)
PHIL STEELE FCS PRESEASON ALL-AMERICAN (FOURTH TEAM)
OVC PRESEASON DEFENSIVE PLAYER OF THE YEAR
PHIL STEELE OVC PRESEASON DEFENSIVE PLAYER OF THE YEAR
PRESEASON ALL-OHIO VALLEY CONFERENCE
PHIL STEELE PRESEASON ALL-CONFERENCE (FIRST TEAM)
THE BLUEBLOODS PRESEASON ALL-CONFERENCE TEAM

MATTHAN HATCHIE

STATS PERFORM FCS PRESEASON ALL-AMERICAN (FIRST TEAM)
LINDY'S SPORTS FCS PRESEASON ALL-AMERICAN (FIRST TEAM)
ATHLON SPORTS' FCS PRESEASON ALL-AMERICAN
THE BLUEBLOODS PRESEASON ALL-AMERICAN (FIRST TEAM)
PHIL STEELE FCS PRESEASON ALL-AMERICAN (SECOND TEAM)
PRESEASON ALL-OHIO VALLEY CONFERENCE
PHIL STEELE PRESEASON ALL-CONFERENCE (FIRST TEAM)
THE BLUEBLOODS PRESEASON ALL-CONFERENCE TEAM
RANKED 4TH BEST RETURNING FCS OFFENSIVE LINEMAN BY HERO SPORTS

ROB HICKS

PHIL STEELE PRESEASON ALL-CONFERENCE (THIRD TEAM)

TYLER LARCO

PHIL STEELE PRESEASON ALL-CONFERENCE (THIRD TEAM)

SHAUN LEWIS

OVC NEWCOMER TO WATCH

LAMAR MORGAN

PRESEASON ALL-OHIO VALLEY CONFERENCE
PHIL STEELE PRESEASON ALL-CONFERENCE (SECOND TEAM)
THE BLUEBLOODS PRESEASON ALL-CONFERENCE TEAM

GAVIN OLSON

PRESEASON ALL-OHIO VALLEY CONFERENCE
PHIL STEELE PRESEASON ALL-CONFERENCE (FIRST TEAM)
THE BLUEBLOODS PRESEASON ALL-CONFERENCE TEAM

BROCK POWERS

PHIL STEELE PRESEASON ALL-CONFERENCE (FIRST TEAM)

JAY ROGERS

PHIL STEELE PRESEASON ALL-CONFERENCE (THIRD TEAM)

DEVEN SIMS

LINDY'S SPORTS OVC PRESEASON DEFENSIVE PLAYER OF THE YEAR
PRESEASON ALL-OHIO VALLEY CONFERENCE
PHIL STEELE PRESEASON ALL-CONFERENCE (FIRST TEAM)
THE BLUEBLOODS PRESEASON ALL-CONFERENCE TEAM

ZAK WALLACE

STATS PERFORM FCS PRESEASON ALL-AMERICAN (THIRD TEAM)
PRESEASON ALL-OHIO VALLEY CONFERENCE
PHIL STEELE PRESEASON ALL-CONFERENCE (SECOND TEAM)
THE BLUEBLOODS PRESEASON ALL-CONFERENCE TEAM



SEASON



PREVIEW



UT MARTIN LOOKS TO CHASE ANOTHER OVC CHAMPIONSHIP RATHER THAN FOCUS ON TITLE DEFENSE

The University of Tennessee at Martin football team looks at the upcoming season as not a quest to defend their 2021 Ohio Valley Conference championship, but rather an opportunity to aggressively pursue back-to-back league titles and a deep playoff run.

The Skyhawks made program history in several different areas in its banner 2021 campaign. UT Martin went into the fall with a veteran head coach in Jason Simpson and an experienced roster then saw it pay dividends as the squad won its second OVC championship in program history, earned its first Division I playoff victory, strung together a school-record nine game winning streak, earned its highest national ranking in history and posted the second-highest win total in the program's 92-year history.

Now with UT Martin entering its 93rd season, the team is not content with resting on their past success and recent championship. While the Skyhawks have posted the most victorious amongst all active OVC members since 2006, the elusive championship ring was obtained and sized to fit the team which calls Hardy Graham Stadium home following a 15-year hiatus. The new mindset is to build upon the program's recent momentum, chase down another title and keep playing in December.

"The mindset this year is that we know what is at the end of this journey, but we have to improve every day," Simpson said. "If you ask our players, they are excited to get back there because now they know what it's about and what it takes to keep moving on a weekly basis. You can build on those experiences and learn on those experiences you had last year but you aren't defending a conference championship, you have to go win another one. You can't just rush this thing and say, 'let's get to the conference games, ok, let's get to the playoffs, ok.' Things that have to take place on Monday have to take place. You can't get ahead of yourself. You have to take it day-by-day, accomplish things and check those boxes as a football team. Then you can go play and be free on Saturdays."

Simpson enters his 17th season at the helm of the Skyhawk program and ranks as the school's all time wins leader while recently picking up his second OVC Coach of the Year honor in 2021. During his tenure, the team has posted a 100-80 overall mark while going 77-47 in league play. When asked to look back on what made his most recent championship squad so successful and how that compares to the identity of the 2022 squad, Simpson was able to pin-point some contributing factors.

"We had several things that really helped us all come together," Simpson said. "Our offensive line played at a high level and we avoided injuries until the last two weeks of the season. Then we had great leadership and tough quarterback play even, though we didn't throw for a bunch of yards, while also having a solid defense which got a bunch of turnovers."

"When I look at this team, there is more twitch and speed than last year's team," Simpson continued. "There's more athletic depth at all the skill positions so that's exciting to see. We're certainly not as polished or playing at as high of a level of execution yet but if you watch our practices, you'll see a lot more speed running around. There's more depth at linebacker and in the secondary than there was last year. But the good players that we lost played at such a high level – that's a challenge to replace Peyton Logan, Rodney Williams, Jay Woods and Shawn Shamburger. Can two inexperienced fast players replace one that's healthy that plays the whole year? That is something we will have to find out."

While the Skyhawks racked up postseason honors last season with 18 players taking home all-conference selections, the cupboard is far from bare. This season the squad returns eight Preseason All-OVC selections highlighted by linebacker John H. Ford II being tabbed Preseason Defensive Player of the Year while running back Zak Wallace, wide receiver Colton Dowell, offensive lineman Matthan Hatchie, offensive lineman Gavin Olson, offensive lineman Lamar Morgan, safety Oshae Baker and safety Deven Sims are looking to build upon impressive campaigns last season.

Ford has garnered plenty of preseason honors as he has been named to the Buck Buchanan Award Watch List for the nation's top defensive player while garnering numerous All-American honors. Hatchie has also been named to five preseason All-American squads while HERO Sports ranked him as the fourth-best returning offensive lineman in FCS. Sims, a two-time All-OVC first team selection, was also named to the Stats Perform FCS Preseason All-American team while being tabbed the OVC Preseason Defensive Player of the Year by Lindy's Sports.

UT Martin will look to those program heavy weights to carry a strong load in a typically player-drive leadership model. The Skyhawks feature four players including Ford, Sims, Dowell and Dresser Winn who are in their sixth season within the program while also boasting five additional players (Brock Powers, Matthan Hatchie, Gavin Olson, Deray Lawrence and Kenyonte Davis) who have played three or more seasons in the blue and orange.

"This is a fun team," Simpson stated. "We have several sixth-year guys that have been with us for a long time. That is a special bond, memory and opportunity for tremendous leadership. Going back to last year, we had six of those guys. They're your nucleus – they're your core. Because you think about the new guys that you get in the summer, it takes some wins under their belt or facing some adversity before they know how I'm going to react on situations or before we all really get to know each other. For us, it's very important. We still have some of those guys this year with John, Colton, Deven and Dresser (Winn) – but they're getting fewer and fewer with graduations and the transfer portal."

The team's leadership and ability will be tested throughout the season with a loaded schedule which features six non-conference matchups and five league contests. UT Martin will square off against a pair of Missouri Valley Football Conference members in the first two weeks by hosting Western Illinois in the opener before traveling to top-five ranked Missouri State in a rematch of last season's first round playoff matchup. From there the Skyhawks will play FBS foe Boise State and SEC member Tennessee later in the season while also facing off against the Southland's Houston Baptist and top-10 ranked Kennesaw State out of the ASUN.

Once in conference play, UT Martin will play host to new league member Lindenwood who begins its first season transitioning from Division II to Division I while also playing Tennessee Tech and Eastern Illinois at Hardy Graham Stadium. They will round out the schedule with road trips to Murray State and Tennessee State while not facing Southeast Missouri in 2022.

"The schedule is tough – I don't waste a whole lot of time thinking about it because it is what it is," Simpson said. "If you made me pick right now, I'd say let's move those conference games up front because if you play well, you kind of ride that momentum into those games. But it's not set like that. We'll have to be really mature to handle that and have a season of any significance. There's certainly a lot of confidence there but you worry about guys – especially older guys – just trying to get to Saturdays, rushing things and saying let's just get to the conference schedule because that's where the money has to be made. This schedule doesn't allow you to do that and you're not going to have much success if you're not ready to go. I think if we handle it the right way, it will speed up our growth. We're making strides every day but the sense of urgency of the schedule is going to have to speed it up to give us a chance. If we do that, then maybe by Week 4 we go into the conference schedule and be even further along than we were last year at that point. That's my hope."

"I was talking to the seniors and it falls on their shoulders – it just does," Simpson continued. "If you're a senior and you don't play well in these early games, it's seven more days until you play again. It's not like baseball where you play the next day or basketball where you play two or three times a week. You have to be able to handle that and keep that in the back of your mind that no matter what, you have to play well in your conference schedule to win the league. If you don't play well early, at least you have this opportunity. If you do play well



JOHN H. FORD II



MATTHAN HATCHIE



DEVEN SIMS



ZAK WALLACE



COLTON DOWELL

early, now maybe you give yourself two chances to make the playoffs with an at-large bid or mathematically winning the conference. It's going to strain us – two Thursday nights and then you go to Boise State and you're maybe favored in one of the three. But you hope you come out of it by galvanizing yourself for a stretch run."

The Skyhawks have two promising options at quarterback with the return of sixth-year quarterback Dresser Winn and transfer Cornelious Brown IV. While Winn has been tabbed the starter heading into the 2022 season, Brown could see time as a change of pace quarterback with the ability to use his feet and a strong arm to make plays. Winn is a program veteran who has played in 21 games in his career despite facing numerous injury issues but has thrown for 2,872 yards and 19 touchdowns – including leading the program to a first round victory in the 2021 playoffs. Brown joins the squad after spending parts of three seasons at Georgia State, including a 2020 campaign in which he accounted for 24 touchdowns (17 passing and seven rushing).

Quarterbacks: Cornelious Brown IV, Cal Camp, Josh Lundy, Kody Sparks and Dresser Winn

With the running attack, Wallace sits at the top of the depth chart following a spectacular redshirt-freshman season in which he tallied 148 carries for 807 yards and led the OVC with 15 touchdowns. There is solid depth behind him with Jordan Castleberry and Sam Franklin each looking for additional snaps after limited action a year ago. Castleberry averaged 5.1 yards per carry last season and tallied one touchdown while Franklin averaged 9.6 yards per carry and a touchdown in his redshirt season.

Running Backs: Jordan Castleberry, Jaden Deaton, Sam Franklin, Khalik Ganaway, Isaiah Gibbs, De'Andre Kelly, Ed Osley, Terayon Sweet and Zak Wallace

The wide receiver group will be anchored by the return of Dowell – a three-time All-OVC performer. Dowell enters the season knocking on the door of several career top-10 lists while providing a résumé which includes 110 receptions for 1,760 yards and 13 touchdowns. Zoe Roberts returns to the team after tallying 27 catches for 235 yards and five touchdowns last season while fellow returners Randy Fields, Jr. and EJ Smoot have moved up the depth chart. Other players to look out for will be DeVonte Tanksley – who missed most of last season due to injury – along with Ajay Smith and Deray Lawrence.

Wide Receivers: Malik Baker, Colton Dowell, Jeremiah Edwards, Randy Fields Jr., Jaden Gibbs, Deray Lawrence, Tyler Pearson, George Qualls Jr., Zoe Roberts, Ajay Smith, EJ Smoot, DeVonte Tanksley, Airius Trice

The Skyhawks will have a whole new batch of tight ends looking to leave their mark this season after the graduate of Rodney Williams II. The early favorite is redshirt-freshman DJ Nelson who has shown impressive playmaking abilities early in his career while Incarnate Word transfer Parker Floyd brings Division I experience.

Tight Ends: Austin Bray, Bryce Dailey, Parker Floyd, Jackson Gay, DJ Nelson, Erin Parker

Three players return as all-conference performers on the offensive line with Hatchie manning the center position while Olson and Morgan will flank both tackle spots. The Skyhawks anticipate returners Cade Richards and Jarod Russell to fight for two of the remaining spots while newcomers D'Marius Warren and Jason Eaton will also compete for starting spots on the line.

Offensive Line: Mitchell Appleton, Drake Carroll, Riley Cleary, Branson Conner, Logan Crouch, Jason Eaton, Nick Edwards, Greg Gyenis, Matthan Hatchie, Lewis Hudson, Marcus James, AJ Marquez, Lamar Morgan, Gavin Olson, Eli Patrick, Cade Richards, Zion Rucker, Jarod Russell, Garrett Smith, Logan Swartz, Josiah Tingley, D'Marius Warren

On the defensive line, the Skyhawks lost three all-conference performers last season but still return experience with the unit. Daylan Dotson and Keion Willis sit atop the depth chart at defensive end while Kenyonte Davis and Christian Dowell have taken up shop at the nose position. Defensive tackle is held down by Jay Rogers and Jarid Johnson while Giovanni Davis and graduate transfer TJ Neal will come off the edge at the jack position.

Defensive Line: JoJo Belgrave, Toby Camp, Jermaine Cooley, Giovanni Davis, Kenyonte Davis, Daylan Dotson, Christian Dowell, Jarid Johnson, TJ Neal, Charles Perkins, Jay Rogers, Myles Saulsberry, Tyson Strickland, Keion Willis, Elijah Young

The team's linebacker core has often been a group of strength and that is anticipated to be the case once again this season. Ford returns as a key cog in the unit while Rob Hicks has taken command of the other starting position. Charlotte transfer Jaylon Sharpe has thrust his name into the conversation while returners Tevin Shipp and Chris Hunter are also near the top of the depth chart.

Linebackers: Isaiah Abdullah, Stephen Ballard, Michael Campbell, Levi Evans, John H. Ford II, Rob Hicks, Chris Hunter, Kobe Okeke, Jaylon Sharpe, Tevin Shipp, Shamari Weir

UT Martin's secondary features some new faces at cornerback along with some consistent playmakers at safety. Houston graduate transfer Shaun Lewis has secured a starting role as one of the team's cornerbacks while fellow graduate transfers Tyler Gore (Georgia State) and Andre Brackett (Bryant) are slated to take one of the other positions. The team has bolstered its depth at the position with Temple transfer Andrew Garwo and redshirt-freshman JaMichael McGoy, Jr. both climbing the depth chart this offseason.

Defensive Backs: Kaleb Almo, Andre Brackett, Andrew Garwo, Tyler Gore, Vincent Guy, CJ Johnson, Shaun Lewis, JaMichael McGoy Jr., LaMarion Pierce, Orlandis Williamson

Some of the team's most dangerous playmakers come at the safety position. Sims brings his hard-hitting pedigree to the table as a two-time All-OVC selection while Baker ranked amongst team leaders in tackles and recorded four interceptions last season. Delta State graduate transfer Ty Woods provides valuable depth for those two while Jack Lucas has taken the next step in his development as well. Meanwhile at the rover slot, Carson Evans is tabbed at the top of the list while Aaron Webb has joined the conversation.

Safeties: Alexander Andre, Oshae Baker, Carson Evans, Wyatt Gilbert, Antonio Jackson, Bradley Jones, Jack Lucas, Tyler Pugh, AJ Robinson Jr., Deven Sims, Aaron Webb, Ty Woods

Special teams has been a bright spot for the Skyhawks over the years with the team adding some extra depth to the unit. Brock Powers returns as the team's starting long snapper for the last four seasons while Tyler Larco has scored 117 career points while making 17-of-27 career field goal attempts and 66-of-69 point after attempts while also averaging 40.2 yards per punt – including a pair of booming kicks over 65 yards. Frankie Onate – a South Alabama graduate transfer – joins the Skyhawks in the kicking game after scoring 38 career points and making 7-of-12 career field goal attempts.

Specialists: Jackson Abel, Brett Kuczynski, Tyler Larco, Frankie Onate, Brock Powers, Ryan Young



KENYONTE DAVIS



ROB HICKS



GAVIN OLSON



JAY ROGERS



DRESSER WINN

PRESEASON DEPTH CHART

OFFENSE

Pos.	No.	Player	Ht.	Wt.	Year
QB	3	Dresser Winn	6-3	215	Gr.
	10	Cornelious Brown IV	6-6	208	R-So.
RB	21	Zak Wallace	6-0	220	R-So.
	8	Jordan Castleberry	5-8	185	R-So.
WR	15	Colton Dowell	6-3	215	Gr.
	0	Randy Fields, Jr.	6-1	195	R-Jr.
WR	13	EJ Smoot	6-1	180	Jr.
	5	Zoe Roberts	5-11	185	Fr.
WR	4	DeVonte Tanksley	5-10	160	R-So.
	89	Deray Lawrence	5-7	130	R-Jr.
TE	81	DJ Nelson	6-5	230	R-Fr.
	88	Parker Floyd	6-5	245	R-Jr.
LT	79	Gavin Olson	6-4	290	Jr.
	65	AJ Marquez	6-6	285	R-Fr.
LG	70	Cade Richards	6-5	265	R-Fr.
	72	Jarod Russell	6-4	315	R-Fr.
C	54	Matthan Hatchie	6-2	310	Sr.
	62	Josiah Tingley	6-2	290	R-Fr.
RG	73	D'Marius Warren	6-4	300	Sr.
	72	Jarod Russell	6-4	315	R-Fr.
RT	77	Lamar Morgan	6-5	305	Jr.
	65	Riley Cleary	6-5	275	Fr.

DEFENSE

Pos.	No.	Player	Ht.	Wt.	Year
DE	10	Daylan Dotson	6-3	280	So.
	90	Keion Willis	6-3	265	R-Jr.
NT	99	Kenyon Davis	6-5	290	R-Jr.
	94	Christian Dowell	6-2	280	So.
DT	6	Jay Rogers	6-3	290	R-Jr.
	93	Jarid Johnson	6-2	310	Jr.
JACK	8	Giovanni Davis	6-3	250	So.
	0	TJ Neal	6-1	235	Gr.
LB	1	Rob Hicks	6-1	235	Gr.
	11	Tevin Shipp	6-2	230	R-So.
LB	18	John H. Ford II	6-3	230	Gr.
	24	Chris Hunter	6-1	230	R-So.
Rover	12	Carson Evans	6-1	185	R-So.
	7	Aaron Webb	6-0	175	R-So.
DB	4	Shaun Lewis	6-0	180	Gr.
	22	Andre Brackett	5-11	190	Gr.
DB	14	Tyler Gore	5-10	175	Gr.
	20	JaMichael McGoy, Jr.	5-10	170	R-Fr.
FS	30	Deven Sims	6-2	200	Gr.
	19	Jack Lucas	6-0	180	R-So.
SS	9	Oshae Baker	5-10	195	So.
	3	Ty Woods	5-10	175	Gr.

SPECIAL TEAMS

KO	48	Frankie Onate	5-11	200	Gr.	LS	40	Brock Powers	6-2	230	Sr.
PK	48	Frankie Onate	5-11	200	Gr.	PR	9	Oshae Baker	5-10	195	So.
H	11	Kody Sparks	6-5	220	R-Fr.		4	DeVonte Tanksley	5-10	160	R-So.
P	37	Tyler Larco	5-9	155	R-So.	KR	8	Jordan Castleberry	5-8	185	R-So.
							2	Sam Franklin	5-10	195	R-Fr.



POSITION BREAKDOWN

OFFENSE

QUARTERBACKS

10	Cornelius Brown IV	R-So.
14	Cal Camp	Fr.
18	Josh Lundy	R-Fr.
11	Kody Sparks	R-Fr.
3	Dresser Winn	Grad.

RUNNING BACKS

8	Jordan Castleberry	R-So.
34	Jaden Deaton	R-So.
2	Sam Franklin	R-Fr.
39	Khalik Ganaway	Fr.
28	Isaiah Gibbs	R-So.
31	De'Andre Kelly	Fr.
27	Ed Osley	Fr.
23	Terayon Sweet	R-Fr.
21	Zak Wallace	R-So.

WIDE RECEIVERS

80	Malik Baker	Fr.
15	Colton Dowell	Gr.
-	Jeremiah Edwards	R-Jr.
0	Randy Fields, Jr.	R-Jr.
85	Jaden Gibbs	So.
89	Deray Lawrence	R-So.
22	Kyler Pearson	So.
83	George Qualls, Jr.	Jr.
5	Zoe Roberts	So.
17	Ajay Smith	Jr.
13	EJ Smoot	Jr.
4	DeVonte Tanksley	R-So.
84	Airius Trice	R-Fr.

TIGHT ENDS

42	Austin Bray	Fr.
32	Bryce Dailey	Fr.
88	Parker Floyd	R-Jr.
47	Jackson Gay	R-Fr.
81	DJ Nelson	R-Fr.
49	Erin Parker	R-Fr.

LINEMEN

74	Mitchell Appleton	R-Fr.
66	Drake Carroll	Jr.
65	Riley Cleary	Fr.
63	Branson Conner	Fr.
71	Logan Crouch	Fr.
78	Jason Eaton	R-Fr.
75	Nick Edwards	R-Fr.
60	Greg Gyenis	R-Fr.
54	Matthan Hatchie	Sr.
48	Lewis Hudson	Fr.
76	Marcus James	Fr.
55	AJ Marquez	R-Fr.
78	Lamar Morgan	Jr.
79	Gavin Olson	Jr.
61	Eli Patrick	R-Fr.
70	Cade Richards	R-Fr.
64	Zion Rucker	R-Fr.
72	Jarod Russell	R-Fr.
68	Garrett Smith	Fr.
67	Logan Swartz	R-So.
62	Josiah Tingley	R-Fr.
73	D'Marius Warren	Sr.

SPECIALIST

KICKERS/PUNTERS

95	Jackson Abel	Fr.
37	Tyler Larco	R-So.
48	Frankie Onate	Gr.
98	Ryan Young	Fr.

LONG SNAPPER

44	Brett Kuczynski	R-Fr.
40	Brock Powers	Sr.

DEFENSE

DEFENSIVE END

2	JoJo Belgrave	R-So.
10	Daylan Dotson	So.
96	Charles Perkins	Fr.
90	Keion Willis	R-Jr.

DEFENSIVE TACKLE

97	Toby Camp	R-Fr.
93	Jarid Johnson	Jr.
6	Jay Rogers	R-Jr.

NOSE TACKLE

99	Kenyon Davis	R-Jr.
94	Christian Dowell	So.
98	Myles Saulsberry	Fr.
91	Tyson Strickland	R-Fr.

JACKS

13	Jermaine Cooley	Jr.
8	Giovanni Davis	So.
0	TJ Neal	Gr.
95	Elijah Young	R-Fr.

LINEBACKERS

25	Isaiah Abdullah	R-So.
45	Stephen Ballard	R-Fr.
32	Michael Campbell	Jr.
43	Levi Evans	Fr.
18	John Ford	Grad.
1	Rob Hicks	Grad.
24	Chris Hunter	R-So.
42	Kobe Okeke	R-Fr.
16	Jaylon Sharpe	R-So.
11	Tevin Shipp	R-So.
36	Shamari Weir	So.

DEFENSIVE BACKS

29	Kaleb Almo	Fr.
22	Andre Brackett	Gr.
27	Andrew Garwo	R-Fr.
14	Tyler Gore	Gr.
28	Vincent Guy	So.
35	CJ Johnson	R-So.
4	Shaun Lewis	Gr.
20	JaMichael McGoy, Jr.	R-Fr.
31	LaMarion Pierce	Fr.
30	Orlandis Williamson	R-Fr.

SAFETIES

26	Alexander Andre	So.
9	Oshae Baker	So.
12	Carson Evans	R-So.
29	Wyatt Gilbert	R-Fr.
23	Antonio Jackson	R-Fr.
36	Bradley Jones	Gr.
19	Jack Lucas	R-So.
26	Tyler Pugh	R-Fr.
41	AJ Robinson, Jr.	Fr.
30	Deven Sims	Gr.
7	Aaron Webb	R-So.
3	Ty Woods	Gr.

STATE BREAKDOWN

THIS IS UT MARTIN

COACHING STAFF

MEET THE SKYHAWKS

SEASON PREVIEW

YEAR IN REVIEW

RECORD BOOK

72

ALABAMA (7)

Cornelius Brown IV (Birmingham)
Toby Camp (Attalla)
Antonio Jackson (Bessemer)
Josh Lundy (Hoover)
DJ Nelson (York)
Ed Osley (Birmingham)
Ty Woods (Birmingham)

ARKANSAS (2)

Sam Franklin (Little Rock)
Zak Wallace (Benton)

CALIFORNIA (3)

Isaiah Abdullah (Los Angeles)
CJ Johnson (San Diego)
Terayon Sweet (San Bernardino)

CONNECTICUT (1)

Andre Brackett (East Windsor)

DELAWARE (1)

Randy Fields, Jr. (Newark)

FLORIDA (16)

Alexander Andre (Orlando)
Oshae Baker (Sanford)
JoJo Belgrave (Miami)
Austin Bray (Venice)
Riley Cleary (Venice)
Giovanni Davis (Miami Gardens)
Jackson Gay (Panama City)
Greg Gyenis (Tampa)
Rob Hicks (Miami)
Tyler Larco (Miami)
AJ Marquez (Port Charlotte)
Frankie Onate (Jacksonville)
Cade Richards (Clearwater)
Zoe Roberts (Perry)
DeVonte Tanksley (Belle Glade)
Shamari Weir (Coconut Creek)

GEORGIA (4)

Cal Camp (Madison)
Jermaine Cooley (Dublin)
Daylan Dotson (Savannah)
Tyler Pugh (Loganville)

HAWAII (1)

Matthan Hatchie (Haleiwa)

ILLINOIS (3)

Wyatt Gilbert (Fairfield)
Brett Kuczynski (Lombard)
Logan Swartz (Rock Island)

KENTUCKY (1)

Jack Lucas (Louisville)

LOUISIANA (1)

Drake Carroll (Alexandria)

MARYLAND (1)

Malik Baker (Baltimore)

MICHIGAN (2)

Lamar Morgan (Detroit)
Ajay Smith (Detroit)

MISSISSIPPI (3)

Michael Campbell (Horn Lake)
Jaden Deaton (New Albany)
Jarid Johnson (Poplarville)

MISSOURI (5)

Mitchell Appleton (De Soto)
Goerge Qualls, Jr. (Caruthersville)
D'Marius Warren (Kennett)
Aaron Webb (St. Louis)
Keion Willis (St. Louis)

NORTH CAROLINA (1)

Jaylon Sharpe (Charlotte)

OHIO (1)

Jordan Castleberry (Lakewood)

OKLAHOMA (2)

Kyler Pearson (Tulsa)
EJ Smoot (Beggs)

PENNSYLVANIA (1)

Andrew Garwo (Levittown)

SOUTH CAROLINA (1)

Tyler Gore (Brooksville)

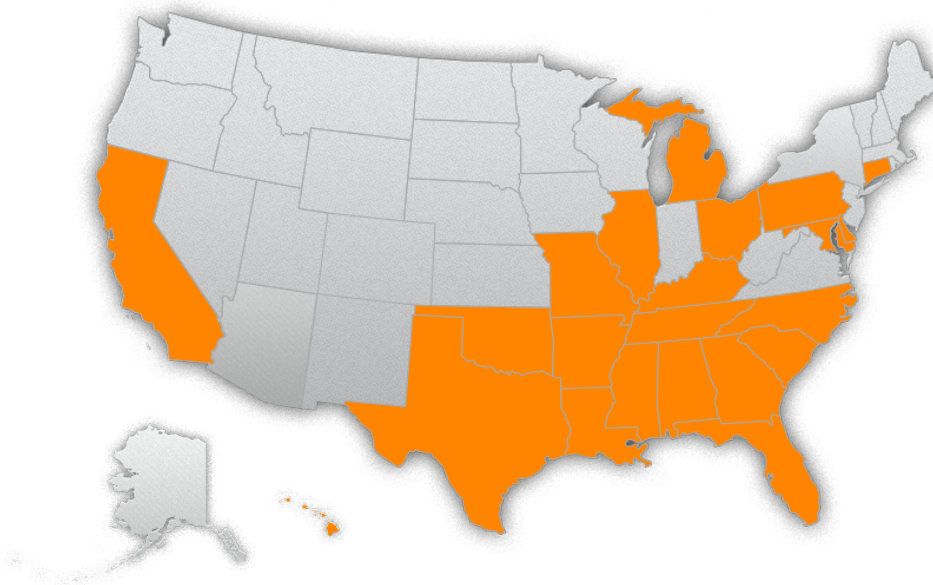
TENNESSEE (51)

Jackson Abel (Martin)
Kaleb Almo (Memphis)
Stephen Ballard (Milan)
Branson Conner (Memphis)
Logan Crouch (Tullahoma)
Bryce Dailey (Memphis)
Kenyon Davis (Columbia)
Christian Dowell (Memphis)
Colton Dowell (Lebanon)
Jason Eaton (Clarksville)
Jeremiah Edwards (Nashville)
Nick Edwards (Clarksville)
Carson Evans (Memphis)
Levi Evans (Kingsport)
John Ford (Nashville)
Khalik Ganaway (Trenton)
Isaiah Gibbs (Knoxville)

Jaden Gibbs (Knoxville)
Vincent Guy (Memphis)
Lewis Hudson (Paris)
Chris Hunter (Knoxville)
Marcus James (Memphis)
Jarious Johnson (Decherd)
Bradley Jones (Nashville)
De'Andre Kelly (South Pittsburg)
Deray Lawrence (Germantown)
JaMichael McGoy, Jr. (Chattanooga)
TJ Neal (Nashville)
Kobe Okeke (Smyrna)
Gavin Olson (Memphis)
Erin Parker (Memphis)
Eli Patrick (Covington)
Charles Perkins (Memphis)
LaMarion Pierce (Lewisburg)
Brock Powers (Cornersville)
AJ Robinson, Jr. (Memphis)
Jay Rogers (Memphis)
Zion Rucker (Smyrna)
Jarod Russell (Murfreesboro)
Myles Saulsberry (Memphis)
Tevin Shipp (Smyrna)
Deven Sims (Smyrna)
Garrett Smith (Portland)
Kody Sparks (Murfreesboro)
Tyson Strickland (Cordova)
Josiah Tingley (Cordova)
Airius Trice (Shelbyville)
Orlandis Williamson (Milan)
Dresser Winn (Dresden)
Elijah Young (Gleason)
Ryan Young (Nashville)

TEXAS (2)

Parker Floyd (Gatesville)
Shaun Lewis (Houston)



OPPONENT QUICK FACTS

GAME 1



**WESTERN ILLINOIS
FIGHTING LEATHERNECKS**

Thursday, Sept. 1 | 6:30 p.m.
Hardy M. Graham Stadium
Martin, Tenn.

General Information

Location: Macomb, Ill.
Enrollment: 6,980
President: Dr. Guiyou Huang
Athletics Director: Paul Bubba
School Colors: Purple and Gold
Nickname: Fighting Leathernecks
Conference: Missouri Valley Football
Stadium: Hanson Field
Turf: Matrix Turf
Capacity: 16,368

Sports Information

Football Contact: Scott Holland
Office Phone: 309-298-1133
Cell Phone: 309-738-9017
E-Mail: sc-holland@wiu.edu
Web Address: GoLeathernecks.com

Coaching Staff

Head Coach: Myers Hendrickson
Alma Mater: Western Illinois, 2012
Overall Record: 30-4 (4th year)
Record at School: 0-0 (1st year)

Team/Player Information

2021 Record: 2-9
2021 Conference Record: 2-6
Offensive System: N/A
Defensive System: N/A
Lettermen Returning/Lost: N/A
Starters Returning/Lost: N/A

2022 Schedule

9/1 at UT Martin
9/10 at Minnesota
9/17 Southern Utah
9/24 UNI*
10/1 at South Dakota State*
10/15 at Southern Illinois*
10/22 Youngstown State*
10/29 at Missouri State*
11/5 North Dakota State*
11/12 Indiana State*
11/19 at Illinois State*

2021 Results

at Ball State L, 31-21
at Montana L, 42-7
Eastern Washington L, 62-56
at Youngstown State* W, 38-35
Southern Illinois* L, 31-30 (OT)
at Indiana State* L, 37-27
South Dakota State* L, 41-17
at North Dakota* L, 34-10
Illinois State* W, 38-31
South Dakota* L, 42-21
at UNI* L, 41-3

GAME 2



**MISSOURI STATE
BEARS**

Saturday, Sept. 11 | 6 p.m.
Hardy M. Graham Stadium
Martin, Tenn.

General Information

Location: Springfield, Mo.
Enrollment: 26,016
President: Clif Smart III
Athletics Director: Kyle Moats
School Colors: Maroon and White
Nickname: Bears
Conference: Missouri Valley Football
Stadium: Robert W. Plaster Stadium
Turf: Sporturf Powerhouse
Capacity: 17,500

Sports Information

Football Contact: Rick Kindhart
Office Phone: 417-836-4585
Cell Phone: 417-849-5865
E-Mail: rkindhart@missouristate.edu
Web Address: MissouriStateBears.com

Coaching Staff

Head Coach: Bobby Petrino
Alma Mater: Carroll College, 1983
Overall Record: 132-65 (17th year)
Record at School: 13-9 (3rd year)

Team/Player Information

2021 Record: 8-4
2021 Conference Record: 6-2
Offensive System: N/A
Defensive System: N/A
Lettermen Returning/Lost: N/A
Starters Returning/Lost: N/A

2022 Schedule

9/1 at Central Arkansas
9/8 UT Martin
9/17 at Arkansas
9/24 South Dakota State*
10/1 at North Dakota*
10/8 Southern Illinois*
10/22 at Northern Iowa*
10/29 Western Illinois*
11/5 at South Dakota*
11/12 Youngstown State*
11/19 at Indiana State*

2021 Results

at #22 Oklahoma State L, 23-16
#16 Central Arkansas W, 43-34
South Dakota* W, 31-23
at Illinois State* W, 41-20
at Youngstown State* L, 41-33
Indiana State* W, 37-7
at #3 North Dakota St.* L, 27-20
North Dakota* W, 32-28
at #7 Southern Illinois* W, 38-28
#20 UNI* W, 34-27
at Dixie State W, 55-24
#13 UT Martin L, 32-31

GAME 3



**BOISE STATE
BRONCOS**

Saturday, Sept. 18 | 6 p.m.
Turpin Stadium
Natchitoches, La.

General Information

Location: Boise, Idaho
Enrollment: 25,829
President: Dr. Marlene Tromp
Athletics Director: Jeramiah Dickey
School Colors: Blue and Orange
Nickname: Broncos
Conference: Mountain West
Stadium: Albertsons Stadium
Turf: Blue Field Turf
Capacity: 36,387

Sports Information

Football Contact: Joe Nickell
Office Phone: 208-631-5483
Cell Phone: N/A
E-Mail: joenickell@boisestate.edu
Web Address: BroncoSports.com

Coaching Staff

Head Coach: Andy Avalos
Alma Mater: Boise State, 2004
Overall Record: 7-5 (2nd year)
Record at School: Same

Team/Player Information

2021 Record: 7-5
2021 Conference Record: 5-3
Offensive System: N/A
Defensive System: N/A
Lettermen Returning/Lost: N/A
Starters Returning/Lost: N/A

2022 Schedule

9/3 at Oregon State
9/9 at New Mexico*
9/17 UT Martin
9/23 at UTEP
9/30 San Diego State*
10/8 Fresno State*
10/22 at Air Force*
10/29 Colorado State*
11/5 BYU
11/12 at Nevada*
11/19 at Wyoming*
11/25 Utah State*

2021 Results

at UCF L, 36-31
UTEP W, 54-13
Oklahoma State L, 21-20
at Utah State* W, 27-3
Nevada L, 41-31
at #10 BYU W, 26-17
Air Force* L, 24-17
at Colorado State* W, 28-19
at #25 Fresno State* W, 40-14
Wyoming* W, 23-13
New Mexico* W, 37-0
at #22 San Diego St. L, 27-16

GAME 4



**LINDENWOOD
LIONS**

Saturday, Sept. 24 | 6 p.m.
Hardy M. Graham Stadium
Martin, Tenn.

General Information

Location: St. Charles, Mo.
Enrollment: 7,003
President: John R. Porter
Athletics Director: Jason Coomer
School Colors: Black and Gold
Nickname: Lions
Conference: Ohio Valley
Stadium: Hunter Stadium
Turf: FieldTurf
Capacity: 6,000

Sports Information

Football Contact: Blake Bunton
Office Phone: 636-627-4330
Cell Phone: N/A
E-Mail: bbunton@lindenwood.edu
Web Address: LindenwoodLions.com

Coaching Staff

Head Coach: Jed Stugart
Alma Mater: Azusa Pacific, 1995
Overall Record: 117-45 (16th year)
Record at School: 26-21 (5th year)

Team/Player Information

2021 Record: 9-3
2021 Conference Record: 7-0
Offensive System: N/A
Defensive System: N/A
Lettermen Returning/Lost: N/A
Starters Returning/Lost: N/A

2022 Schedule

9/10 at Houston Baptist
9/17 Keiser
9/24 at UT Martin*
10/1 Southeast Missouri*
10/8 at Central Arkansas
10/15 at Eastern Illinois
10/22 Murray State*
10/29 William Jewell
11/5 at Tennessee Tech*
11/12 McKendree

2021 Results

Angelo State L, 40-20
at South Dakota State L, 52-7
Kentucky Wesleyan W, 56-34
at Findlay W, 28-16
at #18 Truman State W, 31-21
Quincy W, 33-28
at Indianapolis W, 28-20
Southwest Baptist W, 48-24
at William Jewell W, 53-10
at Missouri S&T W, 43-16
McKendree W, 45-30
at #5 Grand Valley State L, 20-3

OPPONENT QUICK FACTS

GAME 5



TENNESSEE TECH GOLDEN EAGLES

Saturday, Oct. 1 / 2 p.m.
Hardy M. Graham Stadium
Martin, Tenn.

General Information

Location: Cookeville, Tenn.
Enrollment: 10,186
President: Dr. Philip Oldham
Athletics Director: Mark Wilson
School Colors: Purple and Gold
Nickname: Golden Eagles
Conference: Ohio Valley
Stadium: Tucker Stadium
Turf: 24/7 Turf
Capacity: 16,500

Sports Information

Football Contact: Thomas Cohern
Office Phone: (931) 372-6139
Cell Phone: (931) 703-4927
E-Mail: tcohern@ntech.edu
Web Address: ttusports.com

Coaching Staff

Head Coach: DeWayne Alexander
Alma Mater: Tennessee Tech, 1989
Overall Record: 53-62 (13th year)
Record at School: 12-29 (5th year)

Team/Player Information

2021 Record: 3-8
2021 Conference Record: 1-5
Offensive System: Multiple
Defensive System: Multiple
Lettermen Returning/Lost: N/A
Starters Returning/Lost: N/A

2022 Schedule

9/2 at Kansas
9/10 Texas A&M-Commerce
9/17 Samford
10/1 at UT Martin*
10/8 at Southeast Missouri*
10/15 Tennessee State*
10/22 at Kennesaw State
10/29 at Eastern Illinois*
11/5 Lindenwood*
11/12 at North Alabama
11/19 NC Central

2021 Results

at Samford L, 52-14
Furman L, 26-0
at Tennessee L, 56-0
Eastern Illinois* L, 28-14
Southeast Missouri* W, 28-17
NC Central W, 27-16
at Tennessee State* L, 20-13 (OT)
Virginia-Lynchburg W, 56-13
at Murray State* L, 32-27
#10 UT Martin* L, 42-3
at Austin Peay* L, 48-20

GAME 6



MURRAY STATE RACERS

Saturday, Oct. 16 / 2 p.m.
O'Brien Field
Charleston, Ill.

General Information

Location: Murray, Ky.
Enrollment: 9,456
President: Dr. Bob Jackson
Athletics Director: Matt Kelly
School Colors: Navy and Gold
Nickname: Racers
Conference: Ohio Valley
Stadium: Roy Stewart
Turf: FieldTurf
Capacity: 16,800

Sports Information

Football Contact: Parker Griffith
Office Phone: (270) 809-3351
Cell Phone: (662) 341-0979
E-Mail: ppgriffith2@murraystate.edu
Web Address: goracers.com

Coaching Staff

Head Coach: Dean Hood
Alma Mater: Ohio Wesleyan, 1986
Overall Record: 66-45 (10th year)
Record at School: 11-7 (3rd year)

Team/Player Information

2021 Record: 6-5
2021 Conference Record: 3-3
Offensive System: Multiple
Defensive System: Multiple
Lettermen Returning/Lost: N/A
Starters Returning/Lost: N/A

2022 Schedule

9/3 at Texas Tech
9/10 Jacksonville State
9/17 at Ball State
9/24 Eastern Illinois*
10/1 at Southeastern
10/8 UT Martin*
10/15 at Austin Peay
10/22 at Lindenwood*
10/29 Tennessee State*
11/12 Robert Morris
11/19 at Southeast Missouri*

2021 Results

Mississippi Valley State W, 35-0
at #7 Cincinnati L, 42-7
at Bowling Green L, 27-10
Eastern Illinois* W, 22-6
at #21 UT Martin* L, 48-24
at Southeast Missouri W, 32-31
Austin Peay* L, 47-6
at Tennessee State* L, 27-21
Tennessee Tech* W, 32-27
Southeast Missouri* W, 28-10
at Eastern Illinois* W, 20-13

GAME 7



TENNESSEE VOLUNTEERS

Saturday, Oct. 23 / 2 p.m.
Hardy M. Graham Stadium
Martin, Tenn.

General Information

Location: Knoxville, Tenn.
Enrollment: 31,701
Chancellor: Dr. Done Plowman
Athletics Director: Danny White
School Colors: Orange and White
Nickname: Volunteers
Conference: Southeastern
Stadium: Neyland Stadium
Turf: Bermuda Hybrid Grass
Capacity: 101,915

Sports Information

Football Contact: Bill Martin
Office Phone: 865-974-4167
Cell Phone: N/A
E-Mail: billmartin@tennessee.edu
Web Address: UTSports.com

Coaching Staff

Head Coach: Josh Heupel
Alma Mater: Oklahoma, 2001
Overall Record: 35-14 (5th year)
Record at School: 7-6 (2nd year)

Team/Player Information

2021 Record: 7-6
2021 Conference Record: 5-3
Offensive System: Multiple
Defensive System: Multiple
Lettermen Returning/Lost: 62/18
Starters Returning/Lost: 15/7

2022 Schedule

9/1 Ball State
9/10 at Pittsburgh
9/17 Akron
9/24 Florida*
10/8 at LSU*
10/15 Alabama*
10/22 UT Martin
10/29 Kentucky*
11/5 at Georgia
11/12 Missouri*
11/19 at South Carolina*
11/26 at Vanderbilt*

2021 Results

Bowling Green W, 38-6
Pittsburgh L, 41-34
Tennessee Tech W, 56-0
at #11 Florida* L, 38-14
at Missouri* W, 62-24
South Carolina* W, 45-20
#13 Ole Miss* L, 31-26
at #4 Alabama* L, 52-24
at #17 Kentucky* W, 45-42
#1 Georgia* L, 41-17
South Alabama W, 60-14
Vanderbilt* W, 45-21

GAME 8



HOUSTON BAPTIST HUSKIES

Saturday, Oct. 30 / 2 p.m.
Hardy M. Graham Stadium
Martin, Tenn.

General Information

Location: Houston, Texas
Enrollment: 4,000
President: Dr. Robert Sloan
Athletics Director: Steve Moniaci
School Colors: Royal Blue and Orange
Nickname: Huskies
Conference: Southland
Stadium: Husky Stadium
Turf: Desso Field Turf
Capacity: 5,000

Sports Information

Football Contact: Russ Reneau
Office Phone: 281-649-3098
Cell Phone: 281-923-0813
E-Mail: rreneau@hbu.edu
Web Address: HBUHuskies.com

Coaching Staff

Head Coach: Vic Shealy
Alma Mater: Richmond, 1984
Overall Record: 43-80-1 (13th year)
Record at School: 16-66 (9th year)

Team/Player Information

2021 Record: 0-11
2021 Conference Record: 0-8
Offensive System: Multiple
Defensive System: Multiple
Lettermen Returning/Lost: 43/18
Starters Returning/Lost: 18/8

2022 Schedule

9/3 at Northern Colorado
9/10 Lindenwood
9/24 at Texas State
10/1 at Lamar*
10/8 Nicholls*
10/15 Northwestern State*
10/22 at Texas A&M-Commerce*
10/29 UT Martin
11/5 at UIW*
11/12 McNeese*
11/19 at Tarleton

2021 Results

at New Mexico L, 27-17
Northern Colorado L, 45-13
at Prairie View A&M L, 37-27
at Nicholls* L, 48-17
Northwestern State* L, 21-17
at Southeastern* L, 61-24
Nicholls* L, 44-14
at UIW* L, 49-21
at Northwestern State* L, 28-24
McNeese* L, 44-3
UIW* L, 55-14

OPPONENT QUICK FACTS

GAME 9



**KENNESAW STATE
OWLS**

*Saturday, Nov. 5 | Noon
Hardy M. Graham Stadium
Martin, Tenn.*

General Information

Location: Kennesaw, Ga.
Enrollment: 43,000
President: Dr. Kathy Schwaig
Athletics Director: Milton Overton
School Colors: Black and Gold
Nickname: Owls
Conference: ASUN
Stadium: Fifth Third Bank Stadium
Turf: Bermuda Gras
Capacity: 8,300

Sports Information

Football Contact: Michael Goss
Office Phone: 470-578-7872
Cell Phone: 678-477-8590
E-Mail: rgoss11@kennesaw.edu
Web Address: KSUOwls.com

Coaching Staff

Head Coach: Brian Bohannon
Alma Mater: Georgia, 1993
Overall Record: 63-18 (8th year)
Record at School: Same

Team/Player Information

2021 Record: 11-2
2021 Conference Record: 7-0
Offensive System: Spread Option
Defensive System: 4-2-5
Lettermen Returning/Lost: N/A
Starters Returning/Lost: 12/10

2022 Schedule

9/1 at Samford
9/10 at Cincinnati
9/24 Wofford
10/1 at Jacksonville State*
10/8 North Alabama*
10/15 Central Arkansas*
10/22 Tennessee Tech
10/29 Charleston Southern
11/5 at UT Martin
11/12 Austin Peay*
11/19 at Eastern Kentucky*

2021 Results

Reinhardt W, 35-25
at Georgia Tech L, 45-17
at Wofford W, 31-10
#17 Jacksonville State W, 31-6
at Hampton* W, 34-15
North Carolina A&T* W, 14-0
at Campbell* W, 30-7
Gardner-Webb* W, 34-30
at Robert Morris* W, 45-21
at North Alabama* W, 28-24
#24 Monmouth* W, 49-17
Davidson W, 48-21
at #7 ETSU L, 32-31

GAME 10



**TENNESSEE STATE
TIGERS**

*Saturday, Nov. 13 | 1:30 p.m.
Tucker Stadium
Cookeville, Tenn.*

General Information

Location: Nashville, Tenn.
Enrollment: 9,165
President: Dr. Glenda Glover
Athletics Director: Dr. Mikki Allen
School Colors: Reflex Blue and White
Nickname: Tigers
Conference: Ohio Valley
Stadium: Hale Stadium
Turf: Bermuda Sod
Capacity: 15,000

Sports Information

Football Contact: Nick Guerriero
Office Phone: 615-963-6638
Cell Phone: NA
E-Mail: nguerrie@tnstate.edu
Web Address: tsutigers.com

Coaching Staff

Head Coach: Eddie George
Alma Mater: Ohio State, 01
Overall Record: 5-6 (2nd year)
Record at School: Same

Team/Player Information

2021 Record: 5-6
2021 Conference Record: 3-3
Offensive System: Multiple
Defensive System: Multiple
Lettermen Returning/Lost: N/A
Starters Returning/Lost: N/A

2022 Schedule

9/3 at Eastern Washington
9/10 vs. Jackson State
9/17 at Middle Tennessee
10/1 Lane
10/8 Bethune-Cookman
10/15 at Tennessee Tech*
10/22 Eastern Illinois*
10/29 at Murray State*
11/5 Southeast Missouri*
11/12 UT Martin*
11/19 at Texas A&M-Commerce

2021 Results

vs. Grambling State L, 16-10
vs. Jackson State L, 38-16
Kentucky State W, 41-7
at Southeast Missouri* L, 47-14
at Austin Peay W, 24-22
Tennessee Tech* W, 20-13
at Eastern Illinois* W, 28-0
Murray State* W, 27-21
at #11 UT Martin* L, 41-20
Austin Peay* L, 36-7
at Mississippi State L, 55-10

GAME 11



**EASTERN ILLINOIS
PANTHERS**

*Saturday, Nov. 19 | 2 p.m.
Hardy M. Graham Stadium
Martin, Tenn.*

General Information

Location: Charleston, Ill.
Enrollment: 8,608
President: Dr. David Glassman
Athletics Director: Tom Michael
School Colors: Blue and Gray
Nickname: Panthers
Conference: Ohio Valley
Stadium: O'Brien Field
Turf: FieldTurf
Capacity: 10,000

Sports Information

Football Contact: Rich Moser
Office Phone: (217) 581-7480
Cell Phone: (217) 508-8317
E-Mail: rlmoser@eiu.edu
Web Address: eiupanthers.com

Coaching Staff

Head Coach: Chris Wilkerson
Alma Mater: Eastern Illinois, 1995
Overall Record: 51-27 (10th year)
Record at School: 0-0 (1st year)

Team/Player Information

2021 Record: 1-10
2021 Conference Record: 1-5
Offensive System: Multiple
Defensive System: Multiple
Lettermen Returning/Lost: 42/18
Starters Returning/Lost: 15/11

2022 Schedule

9/1 at Northern Illinois
9/10 Chattanooga
9/17 at Illinois State
9/24 at Murray State*
10/8 Northwestern State
10/15 Lindenwood
10/22 at Tennessee State*
10/29 Tennessee Tech*
11/5 at McNeese
11/12 Southeast Missouri*
11/19 at UT Martin*

2021 Results

at Indiana State L, 26-21
at South Carolina L, 46-0
at Dayton L, 17-10
Illinois State L, 31-24
at Tennessee Tech* W, 28-24
at Murray State L, 22-6
#16 UT Martin* L, 28-17
Tennessee State* L, 28-0
at Southeast Missouri* L, 38-15
at Austin Peay* L, 42-26
Murray State* L, 20-13

OVC COMPOSITE SCHEDULE

THIS IS UT MARTIN

COACHING STAFF

MEET THE SKYHAWKS

SEASON PREVIEW

YEAR IN REVIEW

RECORD BOOK

76

Thursday, September 1

Western Illinois at UT Martin, 6:30 p.m. (ESPN+)
Eastern Illinois at Northern Illinois, 7:00 p.m. (ESPN+)

Friday, September 2

Tennessee Tech at Kansas, 7:00 p.m. (ESPN+)

Saturday, September 3

Southeast Missouri at Iowa State, 1:00 p.m. (ESPN+)
Tennessee State at Eastern Washington, 3:00 p.m. (ESPN+)
Murray State at Texas Tech, 7:00 p.m. (ESPN+)

Thursday, September 8

UT Martin at Missouri State, 7:00 p.m. (ESPN+)

Saturday, September 10

Chattanooga at Eastern Illinois, 6:00 p.m. (ESPN+)
Jacksonville State at Murray State, 6:00 p.m. (ESPN+)
Tennessee State vs. Jackson State, 6:00 p.m. (Memphis, TN)
Texas A&M-Commerce at Tennessee Tech, 6:00 p.m. (ESPN+)
Southeast Missouri at Southern Illinois, 6:00 p.m. (ESPN+)
Lindenwood at Houston Baptist, 6:00 p.m. (ESPN+)

Saturday, September 17

Murray State at Ball State, 1:00 p.m. (ESPN+)
Nicholls at Southeast Missouri, 2:00 p.m. (ESPN+)
UT Martin at Boise State, 3:00 p.m. (FS1)
Samford at Tennessee Tech, 6:00 p.m. (ESPN+)
Tennessee State at Middle Tennessee, 6:00 p.m. (ESPN+)
Keiser at Lindenwood, 6:00 p.m. (ESPN+)
Eastern Illinois at Illinois State, 6:30 p.m. (ESPN+)

Saturday, September 24

Central Arkansas at Southeast Missouri, 2:00 p.m. (ESPN+)
*Eastern Illinois at Murray State, 4:00 p.m. (ESPN+)
*Lindenwood at UT Martin, 6:00 p.m. (ESPN+)

Saturday, October 1

Lane College at Tennessee State, 1:00 p.m. (ESPN+)
*Southeast Missouri at Lindenwood, 1:00 p.m. (ESPN+)
*Tennessee Tech at UT Martin, 2:00 p.m. (ESPN+)
Murray State at Southeastern Louisiana, 6:00 p.m. (ESPN+)

Saturday, October 8

Northwestern State at Eastern Illinois, 2:00 p.m. (ESPN+)
*Tennessee Tech at Southeast Missouri, 2:00 p.m. (ESPN+)
*UT Martin at Murray State, 2:00 p.m. (ESPN+)
Lindenwood at Central Arkansas, 4:00 p.m.
Bethune-Cookman at Tennessee State, 5:00 p.m. (ESPN+)

Saturday, October 15

Murray State at Austin Peay, 2:00 p.m. (ESPN+)
[#] Lindenwood at Eastern Illinois, 2:00 p.m. (ESPN+)
*Tennessee State at Tennessee Tech, 6:00 p.m. (ESPN+)

Saturday, October 22

*Murray State at Lindenwood, 1:00 p.m. (ESPN+)
Southeast Missouri at Northwestern State, 1:00 p.m. (ESPN+)
Tennessee Tech at Kennesaw State, 2:00 p.m. (ESPN+)
*Eastern Illinois at Tennessee State, 2:00 p.m. (ESPN+)
UT Martin at Tennessee, TBA

Saturday, October 29

Eastern Kentucky at Southeast Missouri, 1:00 p.m. (ESPN+)
William Jewell at Lindenwood, 1:00 p.m. (ESPN+)
*Tennessee Tech at Eastern Illinois, 2:00 p.m. (ESPN+)
*Tennessee State at Murray State, 2:00 p.m. (ESPN+)
UT Martin at Houston Baptist, 2:00 p.m. (ESPN+)

Saturday, November 5

Kennesaw State at UT Martin, 12:00 p.m. (ESPN+)
*Lindenwood at Tennessee Tech, 1:30 p.m. (ESPN+)
*Southeast Missouri at Tennessee State, 5:00 p.m. (ESPN+)
Eastern Illinois at McNeese, 7:00 p.m.

Saturday, November 12

*Southeast Missouri at Eastern Illinois, 12:00 p.m. (ESPN+)
McKendree at Lindenwood, 1:00 p.m. (ESPN+)
Robert Morris at Murray State, 1:00 p.m. (ESPN+)
Tennessee Tech at North Alabama, 4:00 p.m.
*UT Martin at Tennessee State, 4:00 p.m. (ESPN+)

Saturday, November 19

*Murray State at Southeast Missouri, 1:00 p.m. (ESPN+)
N. Carolina Central at Tennessee Tech, 1:30 p.m. (ESPN+)
*Eastern Illinois at UT Martin, 2:00 p.m. (ESPN+)
Tennessee State at Texas A&M-Commerce, 2 p.m. (ESPN+)

Saturday, November 26

FCS Playoffs First Round (campus sites)

Saturday, December 3

FCS Playoffs Second Round (campus sites)

Friday, December 9/Saturday, December 10

FCS Playoffs Quarterfinals (campus sites)

Friday, December 16/Saturday, December 17

FCS Playoffs Semifinals (campus sites)

Saturday, January 7

Division I National Championship (Frisco, Texas)





2021 IN



REVIEW



SEASON SUMMARY

The 2021 campaign for the University of Tennessee at Martin football team was nothing short of historic on multiple individual and team fronts.

With the Skyhawks playing the equivalent of their second season in eight months after the COVID pandemic shifted the 2020 season so the spring of 2021, UT Martin flipped the script from a lackluster spring campaign to post literally a banner year in program history in the fall.

UT Martin went into the fall with a veteran roster and saw it pay dividends as the squad won its second Ohio Valley Conference championship in program history, earned its first Division I playoff victory, strung together a school-record nine game winning streak, earned its highest national ranking in history and posted the second-highest win total in the program's 92-year history.

The Skyhawks began the season with a shootout against Western Kentucky before falling on the road in their lone FBS matchup of the season. From there, UT Martin would not post another loss in the months of September or October, rattling off a program-record nine game winning streak from Sept. 11 through Nov. 13. Along the way, the Skyhawks won their ninth Sgt. York Trophy and posted a 5-1 record in OVC play to claim the program's second league championship in its 30-year Division I history and first since 2006.

With the league's automatic bid to the NCAA Division I Championship, the Skyhawks were paired against No. 10 Missouri State in the first round before pulling out a thrilling 32-31 road victory. The win marked the program's first playoff victory in the team's Division I era, setting up a second round matchup with No. 8 Montana State. UT Martin ultimately saw its season come to a close against the eventual national runner-up by a final score of 26-7.

UT Martin finished the season with an overall mark of 10-3 – tying the 1967 team for the second most wins in program history.

Courtesy of the team's winning ways, UT Martin jumped into the national rankings on Sept. 27 and remained there for the rest of the season – peaking as high as No. 8 in the AFCA Coaches Poll on Nov. 15 – before ending the season ranked No. 12 in the AFCA Coaches Poll and No. 13 in the Stats Perform Top 25.

The Skyhawks were highly decorated throughout the season with both weekly honors and postseason accolades. UT Martin took home a total of 21 OVC weekly honors on the season as quarterback Keon Howard claimed seven of those himself with a pair of OVC Offensive Player of the Week honors and five OVC Newcomer of the Week selections. The achievements didn't end there as Howard became the second player in program history to be named OVC Offensive Player of the Year and finished as a finalist for the Walter Payton Award after accounting for 2,285 yards of total offense and five touchdowns.

In terms of All-OVC honors, nine players were named to the prestigious first team led by Howard, running back Peyton Logan, running back Zak Wallace, offensive center Matthan Hatchie, offensive tackle Michael Shanahan, defensive tackle Austin Pickett, defensive end David DuBose, linebacker John H. Ford II and safety Deven Sims. The Skyhawks also had eight All-OVC second team selections including wide receiver Colton Dowell, tight end Rodney Williams II, offensive guard Chris Jackson, offensive guard Gavin Olson, offensive tackle Lamar Morgan, outside linebacker Jaquez Akins, cornerback Jay Woods and cornerback Shawn Shamburger. Meanwhile outside linebacker Eyabi Anoma joined Morgan on the All-Newcomer squad.

Skyhawk head coach Jason Simpson took home his second OVC Roy Kidd Coach of the Year honor of his career and was named a finalist for the Eddie Robinson Award after a season filled with milestones. In his 16th campaign at UT Martin, Simpson moved into fourth place on the OVC's all-time wins leaderboard while winning his 100th career game against Missouri State in the playoffs.

Some of the top individual accomplishments included Logan becoming the 10th player in program history to eclipse the 1,000-rushing mark for a season with 1,121 yards while moving into third place on the program's all-time rushing leaderboard. Fellow tailback Wallace flirted with a single-season record as the redshirt-freshman rushed for 15 touchdowns – ranking third in program history – while sitting sixth nationally. That tandem paired with Howard and company set a new program record for rushing touchdowns in a single season by combining for 32 – surpassing the previous record of 28 set in 2007.

The Skyhawks finished the season ranked in the top-25 nationally in nine categories including blocked punts allowed (0, first), passes intercepted (17, eighth), defensive touchdowns (3, 11th), winning percentage (76.9, 11th), sacks allowed (1.15, 14th), rushing offense (207.6, 15th), blocked kicks (4, 15th), turnovers gained (23, 17th) and blocked punts (1, 25th).

 KEON HOWARD ALL-OVC FIRST TEAM QB	 PEYTON LOGAN ALL-OVC FIRST TEAM RB	 ZAK WALLACE ALL-OVC FIRST TEAM RB	 MATTHAN HATCHIE ALL-OVC FIRST TEAM OC	 MICHAEL SHANAHAN ALL-OVC FIRST TEAM OT	 AUSTIN PICKETT ALL-OVC FIRST TEAM DT	 DAVID DUBOSE ALL-OVC FIRST TEAM DE	 JOHN FORD ALL-OVC FIRST TEAM ILB	 DEVEN SIMS ALL-OVC FIRST TEAM SAF
<div style="font-size: 2em; font-weight: bold; letter-spacing: 0.5em;">2021 ALL OVC HONOREES</div>								
 COLTON DOWELL ALL-OVC SECOND TEAM WR	 RODNEY WILLIAMS II ALL-OVC SECOND TEAM TE	 CHRIS JACKSON ALL-OVC SECOND TEAM OG	 GAVIN OLSON ALL-OVC SECOND TEAM OG	 LAMAR MORGAN ALL-OVC SECOND TEAM OT ALL-NEWCOMER	 JAQUEZ AKINS ALL-OVC SECOND TEAM OLB	 JAY WOODS ALL-OVC SECOND TEAM CB	 SHAWN SHAMBURGER ALL-OVC SECOND TEAM CB	 EYABI ANOMA ALL-NEWCOMER TEAM OLB

OVERALL TEAM STATISTICS

Date	Opponent	Site	Result	Attendance	Top Rusher	Top Passer	Top Receiver	Top Tackler
Sept. 2	at Western Kentucky	Bowling Green, Ky.	L, 58-21	16,236	Howard (12-44-2)	Howard (20-43-195-1)	Dowell (6-102-1)	Sims (10)
Sept. 11	SAMFORD	Martin, Tenn.	W, 33-27	5,869	Howard (16-66-1)	Howard (18-30-229-2)	Logan (4-122-2)	Ford (7)
Sept. 18	at Northwestern State	Natchitoches, La.	W, 35-10	9,146	Logan (14-179-1)	Howard (16-23-172-1)	Dowell (4-84-0)	Young (10)
Sept. 25	at #9 Jacksonville State	Jacksonville, Ala.	W, 34-31	18,648	Logan (12-67-0)	Howard (19-24-255-3)	Dowell (6-84-1)	Baker/Sims (6)
Oct. 9	MURRAY STATE*	Martin, Tenn.	W, 48-28	7,111	Howard (9-98-1)	Howard (12-18-171-1)	Dowell (3-86-0)	Young/Sims (10)
Oct. 16	at Eastern Illinois*	Charleston, Ill.	W, 28-17	3,189	Wallace (21-125-2)	Howard (12-21-166-1)	D. Williams (3-30-1)	Ford (12)
Oct. 23	SOUTHEAST MISSOURI	Martin, Tenn.	W, 38-30	2,230	Logan (15-159-1)	Howard (17-25-221-2)	R. Williams (4-92-1)	Sims (8)
Oct. 30	AUSTIN PEAY*	Martin, Tenn.	W, 17-16	2,117	Logan (13-81-0)	Howard (15-32-137-1)	Odom (3-38-0)	Sims (11)
Nov. 6	TENNESSEE STATE*	Martin, Tenn.	W, 41-20	3,712	Wallace (14-123-2)	Howard (11-23-124-1)	R. Williams (5-43-0)	Ford (12)
Nov. 13	at Tennessee Tech*	Cookeville, Tenn.	W, 42-3	9,604	Logan (7-116-1)	Howard (14-19-141-2)	R. Williams (3-19-1)	Ford (8)
Nov. 20	at Southast Missouri*	Cape Girardeau, Mo.	L, 31-14	3,219	Wallace (5-112-1)	Winn (9-21-68-1)	D. Williams (4-46-0)	Ford/Sims (11)
Nov. 27	at #10 Missouri State^	Springfield, Mo.	W, 32-31	5,072	Logan (12-68-1)	Winn (23-43-272-2)	D. Williams (7-178-1)	Shamburger (7)
Dec. 4	at #8 Montana State^	Bozeman, Mont.	L, 26-7	15,327	Logan (13-71-0)	Winn (13-27-0-0)	Roberts (6-25-0)	Ford (12)

TEAM STATISTICS

UTM	OPP
SCORING	390
Points Per Game	30.0
Points Off Turnovers	112
FIRST DOWNS	248
Rushing	131
Passing	95
Penalty	21
RUSHING YARDAGE	2699
Yards gained rushing	3013
Yards lost rushing	314
Rushing Attempts	506
Average Per Rush	5.3
Average Per Game	207.6
TDs Rushing	32
PASSING YARDAGE	2316
Comp-Att-Int	208-362-10
Average Per Pass	6.4
Average Per Catch	11.1
Average Per Game	178.2
TDs Passing	17
TOTAL OFFENSE	5015
Total Plays	868
Average Per Play	5.8
Average Per Game	385.8
KICK RETURNS: #-Yards	13-184
PUNT RETURNS: #-Yards	9-51
INT RETURNS: #-Yards	17-294
KICK RETURN AVERAGE	14.2
PUNT RETURN AVERAGE	5.7
INT RETURN AVERAGE	17.3
FUMBLES-LOST	20-10
PENALTIES-Yards	78-684
Average Per Game	52.6
PUNTS-Yards	60-2398
Average Per Punt	40.0
Net punt average	35.7
KICKOFFS-Yards	72-3854
Average Per Kick	53.5
Net kick average	38.4
TIME OF POSSESSION/Game	31:51
3RD-DOWN Conversions	77/187
3rd-Down Pct	41%
4TH-DOWN Conversions	11/22
4th-Down Pct	50%
SACKS BY-Yards	21-120
MISC YARDS	-52
TOUCHDOWNS SCORED	53
FIELD GOALS-ATTEMPTS	7-15
ON-SIDE KICKS	1-1
RED-ZONE SCORES	(39-47) 83%
RED-ZONE TOUCHDOWNS	(34-47) 72%
PAT-ATTEMPTS	(49-51) 96%
ATTENDANCE	21039
Games/Avg Per Game	5/4208
Neutral Site Games	0/0

SCORE BY QUARTER

1ST	2ND	3RD	4TH	TOTAL
61	169	59	101	390
60	101	82	82	325

RUSHING

Name	GP	Att	Gain	Loss	Net	Avg	TD	Long	Avg/G
LOGAN, Peyton	13	156	1143	22	1121	7.2	4	75	86.2
WALLACE, Zak	13	148	842	35	807	5.5	15	75	62.1
HOWARD, Keon	10	96	546	74	472	4.9	10	28	47.2
CASTLEBERRY, Jordan	13	30	160	6	154	5.1	1	23	11.8
TAYLOR, Tim	6	20	88	7	81	4.1	0	18	13.5
FRANKLIN, Sam	2	7	67	0	67	9.6	1	30	33.5
ODOM, Marquell	10	4	46	3	43	10.8	0	24	4.3
DuBOSE, David	13	1	29	0	29	29.0	0	29	2.2
ROBERTS, Zoe	11	2	19	0	19	9.5	0	12	1.7
LAWRENCE, DeRay	13	3	16	0	16	5.3	0	10	1.2
HOWELL, Stewart	5	11	37	22	15	1.4	0	15	3.0
TANKSLEY, DeVonte	2	1	0	0	0	0.0	0	0	0.0
WINN, Dresser	3	11	20	48	-28	-2.5	1	10	-9.3
TEAM	10	16	0	97	-97	-6.1	0	0	-9.7
Total.....	13	506	3013	314	2699	5.3	32	75	207.6
Opponents.....	13	433	2161	230	1931	4.5	12	73	148.5

PASSING

Name	GP	Rating	Comp-Att-Int	Pct	Yds	TD	Lng	Avg/G
HOWARD, Keon	10	132.41	154-258-7	59.7	1811	15	62	181.1
WINN, Dresser	3	92.74	45-91-2	49.5	438	2	47	146.0
HOWELL, Stewart	5	97.14	9-13-1	69.2	67	0	24	13.4
Total.....	13	121.17	208-362-10	57.5	2316	17	62	178.2
Opponents.....	13	121.17	236-420-17	56.2	2750	23	91	211.5

RECEIVING

Name	GP	Rec	Yds	Avg	TD	Long	Avg/G
WILLIAMS, Donnell	10	32	478	14.9	2	47	47.8
WILLIAMS, Rodney	13	29	417	14.4	3	51	32.1
LOGAN, Peyton	13	29	267	9.2	3	60	20.5
ROBERTS, Zoe	11	27	235	8.7	5	54	21.4
ODOM, Marquell	10	26	178	6.8	0	33	17.8
DOWELL, Colton	6	22	398	18.1	2	56	66.3
LAWRENCE, DeRay	13	8	120	15.0	1	62	9.2
FIELDS, Randy Jr.	13	8	82	10.2	1	31	6.3
GRIGLIONE, Richie	11	7	57	8.1	0	14	5.2
WALLACE, Zak	13	6	11	1.8	0	7	0.8
TANKSLEY, DeVonte	2	5	15	3.0	0	8	7.5
CASTLEBERRY, Jordan	13	4	33	8.2	0	16	2.5
NELSON, DJ	4	2	6	3.0	0	3	1.5
HENLEY, Andrew	10	1	9	9.0	0	9	0.9
TAYLOR, Tim	6	1	8	8.0	0	8	1.3
FRANKLIN, Sam	2	1	2	2.0	0	2	1.0
Total.....	13	208	2316	11.1	17	62	178.2
Opponents.....	13	236	2750	11.7	23	91	211.5

OVERALL TEAM STATISTICS

PUNT RETURNS

Name	Ret	Yds	Avg	TD	Long
HENLEY, Andrew	5	9	1.8	0	12
BAKER, Oshae	2	0	0.0	0	5
DuBOSE, David	1	10	10.0	0	0
ODOM, Marqwll	1	-2	-2.0	0	0
STEPHENS, D'Carrious	0	34	0.0	1	34
Total.....	9	51	5.7	1	34
Opponents.....	23	214	9.3	0	47

INTERCEPTIONS

Name	No.	Yds	Avg	TD	Long
FORD, John	4	163	40.8	1	75
BAKER, Oshae	4	47	11.8	0	30
WOODS, Jay	2	-3	-1.5	0	0
STEPHENS, D'Carrious	2	2	1.0	0	2
SHAMBURGER, Shawn	1	0	0.0	0	0
SIMS, Deven	1	14	14.0	0	14
GUY, Vincent	1	24	24.0	0	24
YOUNG, Takeem	1	0	0.0	0	0
SHIPP, Tevin	1	47	47.0	1	47
Total.....	17	294	17.3	2	75
Opponents.....	10	208	20.8	3	75

KICKOFF RETURNS

Name	Ret	Yds	Avg	TD	Long
LOGAN, Peyton	3	62	20.7	0	25
CASTLEBERRY, Jordan	3	41	13.7	0	15
WALLACE, Zak	2	25	12.5	0	16
BAKER, Oshae	1	0	0.0	0	0
ROBERTS, Zoe	1	15	15.0	0	15
HENLEY, Andrew	1	11	11.0	0	11
HUNTER, Chris	1	3	3.0	0	3
TANKSLEY, DeVonte	1	27	27.0	0	27
Total.....	13	184	14.2	0	27
Opponents.....	34	642	18.9	0	45

FUMBLE RETURNS

Name	Ret	Yds	Avg	TD	Long
WOODS, Jay	1	68	68.0	1	68
Total.....	1	68	68.0	1	68
Opponents.....	2	52	26.0	1	46

FIELD GOALS

Name	FGM-FGA	Pct	01-19	20-29	30-39	40-49	50-99	Lg
LARCO, Tyler	7-15	46.7	0-0	3-4	2-6	2-4	0-1	42

FIELD GOAL SEQUENCE BY GAME

	UT Martin	Opponents
WKU	28	[30]
Samford	[31],49	[26],[36]
Northwestern St.	-	24,32,[27]
Jacksonville St.	[26],[40]	51,[33],52
Murray State	30	[24]
Eastern Illinois	45,39	[33]
Southeast Missouri	[26]	[31],[37],[38]
Austin Peay	[42]	[33],49
Tennessee State	-	[28],41,[26]
Tennessee Tech	-	41,[35]
Southeast Missouri	33,36	46,[18]
Missouri St.	[33],[26]	[47]
Montana St.	58	43,[34],[30]

Numbers in (parentheses) indicate field goal was made.

PUNTING

Name	Punts	Yds	Avg	Lg	TB	FC	I20	50+	Blkd
LARCO, Tyler	60	2398	40.0	68	2	17	13	10	0
Total.....	60	2398	40.0	68	2	17	13	10	0
Opponents.....	51	2110	41.4	60	1	22	22	7	1

KICKOFFS

Name	No.	Yds	Avg	TB	OB	Retn	Net	YdLn
LARCO, Tyler	72	3854	53.5	18	4			
Total.....	72	3854	53.5	18	4	642	38.4	26
Opponents.....	66	3381	51.2	22	2	184	40.1	24

SCORING

Name	TD	FGs	PAT Kick	PAT Rush	PAT Rcv	PAT Pass	PAT DXP	Saf	Pts
WALLACE, Zak	15	0-0	0-0	0-0	0	0-0	0	0	90
LARCO, Tyler	0	7-15	49-51	0-0	0	0-0	0	0	70
HOWARD, Keon	10	0-0	0-0	0-0	0	0-0	0	0	60
LOGAN, Peyton	7	0-0	0-0	0-0	0	0-0	0	0	42
ROBERTS, Zoe	5	0-0	0-0	0-0	0	0-0	0	0	30
WILLIAMS, Rodney	3	0-0	0-0	0-0	0	0-0	0	0	18
WILLIAMS, Donnell	2	0-0	0-0	0-0	0	0-0	0	0	12
DOWELL, Colton	2	0-0	0-0	0-0	0	0-0	0	0	12
WINN, Dresser	1	0-0	0-0	0-0	0	0-1	0	0	6
FRANKLIN, Sam	1	0-0	0-0	0-0	0	0-0	0	0	6
FIELDS, Randy Jr.	1	0-0	0-0	0-0	0	0-0	0	0	6
LAWRENCE, DeRay	1	0-0	0-0	0-0	0	0-0	0	0	6
SHIPP, Tevin	1	0-0	0-0	0-0	0	0-0	0	0	6
STEPHENS, D'Carrious	1	0-0	0-0	0-0	0	0-0	0	0	6
FORD, John	1	0-0	0-0	0-0	0	0-0	0	0	6
CASTLEBERRY, Jordan	1	0-0	0-0	0-0	0	0-0	0	0	6
WOODS, Jay	1	0-0	0-0	0-0	0	0-0	0	0	6
AKINS, JaQuez	0	0-0	0-0	0-0	0	0-0	0	1	2
McABEE, Chris	0	0-0	0-0	0-1	0	0-0	0	0	0
Total.....	53	7-15	49-51	0-1	0	0-1	0	1	390
Opponents.....	39	18-27	37-38	0-1	0	0-0	0	0	325

TOTAL OFFENSE

Name	GP	Plays	Rush	Pass	Tot	Avg/G
HOWARD, Keon	10	354	472	1811	2283	228.3
LOGAN, Peyton	13	156	1121	0	1121	86.2
WALLACE, Zak	13	148	807	0	807	62.1
WINN, Dresser	3	102	-28	438	410	136.7
CASTLEBERRY, Jordan	13	30	154	0	154	11.8
HOWELL, Stewart	5	24	15	67	82	16.4
TAYLOR, Tim	6	20	81	0	81	13.5
FRANKLIN, Sam	2	767	0	67	33.5	
ODOM, Marqwll	10	443	0	43	4.3	
DuBOSE, David	13	129	0	29	2.2	
ROBERTS, Zoe	11	219	0	19	1.7	
LAWRENCE, DeRay	13	316	0	16	1.2	
TEAM	10	16	-97	0	-97	-9.7
Total.....	13	868	2699	2316	5015	385.8
Opponents.....	13	853	1931	2750	4681	360.1

ALL-PURPOSE

Name	GP	Rush	Rec	PR	KR	IR	Tot	Avg/G
LOGAN, Peyton	13	1121	267	0	62	0	1450	111.5
WALLACE, Zak	13	807	11	0	25	0	843	64.8
WILLIAMS, Donnell	10	0	478	0	0	0	478	47.8
HOWARD, Keon	10	472	0	0	0	0	472	47.2
WILLIAMS, Rodney	13	0	417	0	0	0	417	32.1
DOWELL, Colton	6	0	398	0	0	0	398	66.3
ROBERTS, Zoe	11	19	235	0	15	0	269	24.5
CASTLEBERRY, Jordan	13	154	33	0	41	0	228	17.5
ODOM, Marqwll	10	43	178	-2	0	0	219	21.9
FORD, John	13	0	0	0	0	163	163	12.5
LAWRENCE, DeRay	13	16	120	0	0	0	136	10.5
TAYLOR, Tim	6	81	8	0	0	0	89	14.8
FIELDS, Randy Jr.	13	0	82	0	0	0	82	6.3
FRANKLIN, Sam	2	67	2	0	0	0	69	34.5
GRIGLIONE, Richie	11	0	57	0	0	0	57	5.2
BAKER, Oshae	13	0	0	0	0	47	47	3.6
SHIPP, Tevin	12	0	0	0	0	47	47	3.9
TANKSLEY, DeVonte	2	0	15	0	27	0	42	21.0
DuBOSE, David	13	29	0	10	0	0	39	3.0
STEPHENS, D'Carrious	13	0	0	34	0	2	36	2.8
HENLEY, Andrew	10	0	9	9	11	0	29	2.9
GUY, Vincent	13	0	0	0	0	24	24	1.8
HOWELL, Stewart	5	15	0	0	0	0	15	3.0
SIMS, Deven	13	0	0	0	0	14	14	1.1
NELSON, DJ	4	0	6	0	0	0	6	1.5
HUNTER, Chris	13	0	0	0	3	0	3	0.2
WOODS, Jay	12	0	0	0	0	-3	-3	-0.2
WINN, Dresser	3	-28	0	0	0	0	-28	-9.3
TEAM	10	-97	0	0	0	0	-97	-9.7
Total.....	13	2699	2316	51	184	294	5544	426.5
Opponents.....	13	1931	2750	214	642	208	5745	441.9

OVERALL DEFENSIVE STATISTICS

SEASON STATISTICS

No.	Player	GP-GS	ST	AT	TT	TFL	Sacks	Int	PBU	QBH	FR-Yds	FF	Blk	Saf
30	SIMS, Deven	13-13	45	48	93	6.0-23	1.0-9	1-14	2	3
18	FORD, John	13-12	44	44	88	5.0-17	0.5-2	4-163	4	3	.	1	.	.
31	STEPHENS, D'Carrious	13-13	32	45	77	7.0-23	1.0-7	2-2	4	2	1-0	.	.	.
9D	BAKER, Oshae	13-11	39	29	68	3.5-10	2.0-7	4-47	9	1	1-0	.	.	.
3D	YOUNG, Takeem	10-8	27	17	44	0.5-1	.	1-0	4	.	.	1	.	.
17	AKINS, JaQuez	11-9	20	22	42	7.0-24	4.0-17	.	1	1	.	1	.	1
47	PICKETT, Austin	13-12	11	31	42	7.0-23	1.0-9	.	.	5	.	1	.	.
5	HICKS, Robert	9-1	13	25	38	1.0-1	.	.	.	2
45	DuBOSE, David	13-13	9	28	37	6.5-19	2.0-10	.	.	3	.	.	1	.
10	SHAMBURGER, Shawn	11-9	18	19	37	0.5-1	.	1-0	8
1	ANOMA, Eyabi	12-5	14	22	36	9.5-53	6.0-40	.	.	3	.	1	1	.
12	EVANS, Carson	13-2	14	17	31	1.0-5	.	.	4	.	1-0	.	.	.
4D	WOODS, Jay	12-12	19	11	30	5.0-47	.	2--3	11	.	1-68	1	.	.
8D	HARMON, Korbin	13-5	4	19	23	0.5-1	.	.	2	2	.	.	2	.
32	HUNTER, Chris	13-0	9	12	21	2.5-5	.	.	.	1	1-0	.	.	.
95	ROGERS, Jay	13-9	14	7	21	4.0-13	0.5-5	.	.	2	.	1	.	.
44	DAVIS, Giovanni	12-4	7	11	18	3.0-11	1.0-7	.	.	1
35	SHIPP, Tevin	12-0	8	7	15	3.0-5	.	1-47	1	1	.	1	.	.
92	DOTSON, Daylan	11-0	7	8	15	2.5-7	1.5-5	.	.	1	1-0	.	.	.
24	LANDERS, Jamarius	12-4	7	7	14	1.5-1	.	.	2	2
28	GUY, Vincent	13-0	6	5	11	1.5-4	.	1-24	2
90	WILLIS, Keion	12-0	2	7	9	1
99	DAVIS, Kenyonte	11-0	3	5	8	0.5-2	0.5-2	.	.	1	.	1	.	.
36	WEIR, Shamari	13-0	5	3	8
26	ANDRE, Alexander	6-0	6	1	7	0.5-33	.	.	1	.	1-0	.	.	.
22	CHEEKS, Fahreed	5-0	4	3	7	.	.	.	1
20	PROSPERE, Anthony	12-1	2	4	6
7	WEBB, Aaron	12-0	1	4	5
94	DOWELL, Christian	9-0	3	2	5
14	CASTLEBERRY, Jordan	13-1	1	3	4
25	ABDULLAH, Isaiah	8-0	3	1	4
34	GOLDBOURNE, Dion	5-0	2	1	3
40	POWERS, Brock	13-0	1	2	3	1-0	.	.	.
38	COOLEY, Jermaine	10-0	1	2	3
93	JOHNSON, Jarid	6-0	.	2	2
19	LUCAS, Jack	11-0	.	2	2
3H	HOWARD, Xiere	4-0	.	2	2
37	LARCO, Tyler	13-0	1	1	2
2D	MOTON, Wanya	3-0	2	.	2	1	.	.
1M	McCALL, Tamel	2-0	.	1	1	.	.	.	1
Total.....		13-0	409	481	890	79-329	21-120	17-294	57	35	8-68	10	4	1
Opponents.....		13-0	400	476	876	68.0-260	16-106	10-208	56	32	10-52	10	4	.

TOTAL TACKLES GAME-BY-GAME

Name	UA-A	TOTAL	WKU	SAM	NSU	JSU	MUR	EIU	SEMO	AP	TSU	TTU	SEMO	MSU	MON
SIMS, Deven	45-48	93	6-4	2-3	2-3	4-2	3-7	4-2	2-6	5-6	2-2	1-3	6-5	4-1	4-4
FORD, John	44-44	88	1-2	4-3	3-2	1-5	2-5	9-3	2-0	0-1	4-8	6-2	3-8	1-1	8-4
STEPHENS, D'Car	32-45	77	6-2	2-3	3-2	0-4	0-4	4-2	2-1	1-7	3-4	3-4	0-5	2-3	6-4
BAKER, Oshae	39-29	68	2-2	2-0	2-1	5-1	1-2	2-0	3-2	5-4	2-5	3-3	0-7	5-0	7-2
YOUNG, Takeem	27-17	44	DNP	1-1	7-3	3-2	5-5	2-0	4-2	1-4	DNP	DNP	4-0	-	-
AKINS, JaQuez	20-22	42	1-1	2-1	-	3-2	3-4	3-1	2-4	DNP	-	1-3	0-2	DNP	5-4
PICKETT, Austin	11-31	42	1-1	1-2	3-1	0-3	0-2	0-3	1-1	1-2	0-2	0-1	1-2	2-4	1-7
HICKS, Robert	13-25	38	4-3	0-2	DNP	DNP	-	DNP	2-1	2-8	2-4	DNP	1-6	2-0	0-1
SHAMBURGER, Sha	18-19	37	1-1	DNP	DNP	1-0	0-1	2-0	2-2	3-3	1-3	1-0	2-6	5-2	0-1
DuBOSE, David	9-28	37	-	1-1	0-2	0-2	1-4	1-2	1-2	1-1	0-1	1-3	0-5	3-0	0-5
ANOMA, Eyabi	14-22	36	-	1-3	DNP	0-2	0-3	4-0	0-2	5-3	1-1	-	1-4	2-0	0-4
EVANS, Carson	14-17	31	4-4	0-1	2-2	-	-	-	0-1	0-4	3-1	1-2	-	4-1	0-1
WOODS, Jay	19-11	30	1-0	2-1	2-1	1-2	DNP	1-1	4-1	2-2	1-2	1-0	2-1	1-0	1-0
HARMON, Korbin	4-19	23	-	-	0-2	1-2	0-2	0-1	0-3	1-1	0-3	0-1	0-2	-	2-2
ROGERS, Jay	14-7	21	-	-	1-0	0-2	2-0	0-1	2-0	1-0	0-2	1-1	3-1	2-0	2-0
HUNTER, Chris	9-12	21	2-1	1-2	3-2	0-1	2-1	-	-	-	1-0	0-4	0-1	-	-
DAVIS, Giovanni	7-11	18	DNP	0-2	1-1	1-0	0-2	1-0	-	1-1	0-2	1-1	2-1	-	0-1
SHIPP, Tevin	8-7	15	-	DNP	4-1	0-1	0-2	-	1-0	-	-	0-2	-	3-1	-
DOTSON, Daylan	7-8	15	1-0	DNP	0-1	0-1	1-1	-	-	-	2-1	2-3	0-1	1-0	DNP
LANDERS, Jamari	7-7	14	1-0	0-1	0-1	3-1	1-0	1-0	0-1	0-2	-	DNP	0-1	-	1-0
GUY, Vincent	6-5	11	-	1-1	-	-	1-0	0-1	-	-	0-1	1-0	-	2-0	1-2
WILLIS, Keion	2-7	9	0-1	-	-	0-2	1-1	0-1	0-1	-	0-1	1-0	-	DNP	-
DAVIS, Kenyonte	3-5	8	-	DNP	0-2	DNP	-	-	-	0-1	0-1	1-0	0-1	1-0	1-0
WEIR, Shamari	5-3	8	1-0	0-1	-	-	2-2	-	-	-	-	-	-	2-0	-
CHEEKS, Fahreed	4-3	7	-	-	3-0	1-1	0-2	DNP	DNP	DNP	DNP	DNP	DNP	DNP	DNP
ANDRE, Alexande	6-1	7	DNP	4-0	-	2-1	-	DNP	DNP	-	DNP	DNP	DNP	DNP	-
PROSPERE, Antho	2-4	6	1-1	-	DNP	-	-	-	-	-	-	1-2	0-1	-	-
WEBB, Aaron	1-4	5	-	0-1	-	0-1	DNP	1-0	-	-	0-1	-	-	0-1	-
DOWELL, Christi	3-2	5	-	-	-	DNP	DNP	-	DNP	DNP	1-0	1-0	0-1	-	1-1
ABDULLAH, Isaia	3-1	4	-	DNP	1-0	0-1	1-0	DNP	DNP	1-0	DNP	DNP	-	-	-
COOLEY, Jermain	1-2	3	-	DNP	DNP	-	DNP	-	-	-	-	-	0-2	1-0	-
POWERS, Brock	1-2	3	-	-	-	-	-	-	-	-	-	1-0	0-1	-	0-1
GOLDBOURNE, Dio	2-1	3	DNP	DNP	DNP	1-0	1-1	DNP	DNP	-	-	-	DNP	DNP	DNP
LUCAS, Jack	0-2	2	DNP	DNP	0-1	-	-	-	-	-	-	0-1	-	-	-
JOHNSON, Jarid	0-2	2	0-1	-	-	0-1	DNP	DNP	-	DNP	-	DNP	DNP	DNP	DNP

SEASON/CAREER STATISTICS

THIS IS UT MARTIN

COACHING STAFF

MEET THE SKYHAWKS

SEASON PREVIEW

YEAR IN REVIEW

RECORD BOOK

Rushing	gp	att	gain	loss	net	avg	td	lg	avg/g	gp	att	gain	loss	net	avg	td	lg	avg/g
LOGAN, Peyton	13	156	1143	22	1121	7.2	4	75	86.2	51	416	2683	78	2605	6.3	12	79	51.1
WALLACE, Zak	13	148	842	35	807	5.5	15	75	62.1	24	197	1013	65	948	4.8	16	75	39.5
HOWARD, Keon	10	96	546	74	472	4.9	10	28	47.2	10	96	546	74	472	4.9	10	28	47.2
CASTLEBERRY, Jordan	13	30	160	6	154	5.1	1	23	11.8	13	30	160	6	154	5.1	1	23	11.8
TAYLOR, Tim	6	20	88	7	81	4.1	0	18	13.5	6	20	88	7	81	4.1	0	18	13.5
FRANKLIN, Sam	2	7	67	0	67	9.6	1	30	33.5	2	7	67	0	67	9.6	1	30	33.5
ODOM, Marqwell	10	4	46	3	43	10.8	0	24	4.3	29	8	75	4	71	8.9	0	24	2.4
DuBOSE, David	13	1	29	0	29	29.0	0	29	2.2	25	1	29	0	29	29.0	0	29	1.2
ROBERTS, Zoe	11	2	19	0	19	9.5	0	12	1.7	13	2	19	0	19	9.5	0	12	1.5
LAWRENCE, DeRay	13	3	16	0	16	5.3	0	10	1.2	30	3	16	0	16	5.3	0	10	0.5
HOWELL, Stewart	5	11	37	22	15	1.4	0	15	3.0	7	14	40	32	8	0.6	0	15	1.1
TANKSLEY, DeVonte	2	1	0	0	0	0.0	0	0	0.0	2	1	0	0	0	0.0	0	0	0.0
WINN, Dresser	3	11	20	48	-28	-2.5	1	10	-9.3	21	142	487	330	157	1.1	6	44	7.5
TEAM	10	16	0	97	-97	-6.1	0	0	-9.7									
Total	13	506	3013	314	2699	5.3	32	75	207.6									
Opponents	13	433	2161	230	1931	4.5	12	73	148.5									

Passing	gp	effc	comp-att-int	pct	yds	td	lg	avg/g	gp	effc	comp-att-int	pct	yds	td	lg	avg/g
HOWARD, Keon	10	132.41	154-258-7	59.7	1811	15	62	181.1	10	132.41	154-258-7	59.7	1811	15	62	181.1
WINN, Dresser	3	92.74	45-91-2	49.5	438	2	47	146.0	21	123.67	260-435-13	59.8	2872	19	69	136.8
HOWELL, Stewart	5	97.14	9-13-1	69.2	67	0	24	13.4	7	106.40	16-22-1	72.7	112	0	24	16.0
Total	13	121.17	208-362-10	57.5	2316	17	62	178.2								
Opponents	13	121.17	236-420-17	56.2	2750	23	91	211.5								

Receiving	gp	no.	yds	avg	td	lg	avg/g	gp	no.	yds	avg	td	lg	avg/g
WILLIAMS, Donnell	10	32	478	14.9	2	47	47.8	48	85	1182	13.9	8	47	24.6
WILLIAMS, Rodney	13	29	417	14.4	3	51	32.1	53	99	1217	12.3	7	51	23.0
LOGAN, Peyton	13	29	267	9.2	3	60	20.5	51	86	724	8.4	4	60	14.2
ROBERTS, Zoe	11	27	235	8.7	5	54	21.4	13	30	237	7.9	5	54	18.2
ODOM, Marqwell	10	26	178	6.8	0	33	17.8	29	49	425	8.7	1	66	14.7
DOWELL, Colton	6	22	398	18.1	2	56	66.3	36	110	1760	16.0	13	73	48.9
LAWRENCE, DeRay	13	8	120	15.0	1	62	9.2	30	8	120	15.0	1	62	4.0
FIELDS, Randy Jr.	13	8	82	10.2	1	31	6.3	13	8	82	10.2	1	31	6.3
GRIGLIONE, Richie	11	7	57	8.1	0	14	5.2	16	9	79	8.8	2	19	4.9
WALLACE, Zak	13	6	11	1.8	0	7	0.8	24	11	86	7.8	0	30	3.6
TANKSLEY, DeVonte	2	5	15	3.0	0	8	7.5	2	5	15	3.0	0	8	7.5
CASTLEBERRY, Jordan	13	4	33	8.2	0	16	2.5	13	4	33	8.2	0	16	2.5
NELSON, DJ	4	2	6	3.0	0	3	1.5	4	2	6	3.0	0	3	1.5
HENLEY, Andrew	10	1	9	9.0	0	9	0.9	12	3	11	3.7	0	9	0.9
TAYLOR, Tim	6	1	8	8.0	0	8	1.3	6	1	8	8.0	0	8	1.3
FRANKLIN, Sam	2	1	2	2.0	0	2	1.0	2	1	2	2.0	0	2	1.0
Total	13	208	2316	11.1	17	62	178.2							
Opponents	13	236	2750	11.7	23	91	211.5							

Total Offense	g	plays	rush	pass	total	avg/g	g	plays	rush	pass	total	avg/g
HOWARD, Keon	10	354	472	1811	2283	228.3	10	354	472	1811	2283	228.3
LOGAN, Peyton	13	156	1121	0	1121	86.2	51	416	2605	0	2605	51.1
WALLACE, Zak	13	148	807	0	807	62.1	24	197	948	0	948	39.5
WINN, Dresser	3	102	-28	438	410	136.7	21	577	157	2872	3029	144.2
CASTLEBERRY, Jordan	13	30	154	0	154	11.8	13	30	154	0	154	11.8
HOWELL, Stewart	5	24	15	67	82	16.4	7	36	8	112	120	17.1
TAYLOR, Tim	6	20	81	0	81	13.5	6	20	81	0	81	13.5
FRANKLIN, Sam	2	7	67	0	67	33.5	2	7	67	0	67	33.5
ODOM, Marqwell	10	4	43	0	43	4.3	29	8	71	0	71	2.4
DuBOSE, David	13	1	29	0	29	2.2	25	1	29	0	29	1.2
ROBERTS, Zoe	11	2	19	0	19	1.7	13	2	19	0	19	1.5
LAWRENCE, DeRay	13	3	16	0	16	1.2	30	3	16	0	16	0.5
TEAM	10	16	-97	0	-97	-9.7						
Total	13	868	2699	2316	5015	385.8						
Opponents	13	853	1931	2750	4681	360.1						

SEASON/CAREER STATISTICS

Scoring	td	fg	PAT				dxp	saf	pts	td	fg	PAT				dxp	saf	pts
			kick	rush	rcv	pass						kick	rush	rcv	pass			
WALLACE, Zak	15	-	-	-	-	-	-	-	90	16	-	-	-	-	-	-	-	96
LARCO, Tyler	-	7-15	49-51	-	-	-	-	-	70	-	17-27	66-69	-	-	-	-	-	117
HOWARD, Keon	10	-	-	-	-	-	-	-	60	10	-	-	-	-	-	-	-	60
LOGAN, Peyton	7	-	-	-	-	-	-	-	42	18	-	-	-	-	-	-	-	108
ROBERTS, Zoe	5	-	-	-	-	-	-	-	30	5	-	-	-	-	-	-	-	30
WILLIAMS, Rodney	3	-	-	-	-	-	-	-	18	7	-	-	-	-	-	-	-	42
DOWELL, Colton	2	-	-	-	-	-	-	-	12	13	-	-	-	1	-	-	-	80
WILLIAMS, Donnell	2	-	-	-	-	-	-	-	12	8	-	-	-	-	-	-	-	48
FORD, John	1	-	-	-	-	-	-	-	6	2	-	-	-	-	-	-	-	12
SHIPP, Tevin	1	-	-	-	-	-	-	-	6	1	-	-	-	-	-	-	-	6
FRANKLIN, Sam	1	-	-	-	-	-	-	-	6	1	-	-	-	-	-	-	-	6
STEPHENS, D'Carrious	1	-	-	-	-	-	-	-	6	2	-	-	-	-	-	-	-	12
WINN, Dresser	1	-	-	-	-	0-1	-	-	6	6	-	-	-	-	0-1	-	-	36
CASTLEBERRY, Jordan	1	-	-	-	-	-	-	-	6	1	-	-	-	-	-	-	-	6
LAWRENCE, DeRay	1	-	-	-	-	-	-	-	6	1	-	-	-	-	-	-	-	6
FIELDS, Randy Jr.	1	-	-	-	-	-	-	-	6	1	-	-	-	-	-	-	-	6
WOODS, Jay	1	-	-	-	-	-	-	-	6	1	-	-	-	-	-	-	-	6
AKINS, JaQuez	-	-	-	-	-	-	-	1	2	-	-	-	-	-	-	-	1	2
McABEE, Chris	-	-	-	0-1	-	-	-	-	0	-	-	-	0-1	-	-	-	-	0
Total	53	7-15	49-51	0-1	-	0-1	-	1	390									
Opponents	39	18-27	37-38	0-1	-	-	-	-	325									

Punt Returns	no.	yds	avg	td	lg	no.	yds	avg	td	lg
HENLEY, Andrew	5	9	1.8	0	12	5	9	1.8	0	12
BAKER, Oshae	2	0	0.0	0	5	2	0	0.0	0	5
ODOM, Marqwell	1	-2	-2.0	0	0	3	0	0.0	0	2
DuBOSE, David	1	10	10.0	0	0	1	10	10.0	0	0
STEPHENS, D'Carrious	0	34	0.0	1	34	0	34	0.0	1	34
Total	9	51	5.7	1	34					
Opponents	23	214	9.3	0	47					

Kick Returns	no.	yds	avg	td	lg	no.	yds	avg	td	lg
LOGAN, Peyton	3	62	20.7	0	25	42	1067	25.4	2	95
CASTLEBERRY, Jordan	3	41	13.7	0	15	3	41	13.7	0	15
WALLACE, Zak	2	25	12.5	0	16	2	25	12.5	0	16
ROBERTS, Zoe	1	15	15.0	0	15	1	15	15.0	0	15
HUNTER, Chris	1	3	3.0	0	3	2	8	4.0	0	5
TANKSLEY, DeVonte	1	27	27.0	0	27	1	27	27.0	0	27
BAKER, Oshae	1	0	0.0	0	0	1	0	0.0	0	0
HENLEY, Andrew	1	11	11.0	0	11	1	11	11.0	0	11
Total	13	184	14.2	0	27					
Opponents	34	642	18.9	0	45					

Interceptions	no.	yds	avg	td	lg	no.	yds	avg	td	lg
BAKER, Oshae	4	47	11.8	0	30	4	47	11.8	0	30
FORD, John	4	163	40.8	1	75	6	238	39.7	2	75
STEPHENS, D'Carrious	2	2	1.0	0	2	5	30	6.0	1	26
WOODS, Jay	2	-3	-1.5	0	0	2	-3	-1.5	0	0
YOUNG, Takeem	1	0	0.0	0	0	5	48	9.6	0	36
SHAMBURGER, Shawn	1	0	0.0	0	0	1	0	0.0	0	0
SIMS, Deven	1	14	14.0	0	14	1	14	14.0	0	14
GUY, Vincent	1	24	24.0	0	24	1	24	24.0	0	24
SHIPP, Tevin	1	47	47.0	1	47	1	47	47.0	1	47
Total	17	294	17.3	2	75					
Opponents	10	208	20.8	3	75					

Fumble Returns	no.	yds	avg	td	lg	no.	yds	avg	td	lg
WOODS, Jay	1	68	68.0	1	68	1	68	68.0	1	68
Total	1	68	68.0	1	68					
Opponents	2	52	26.0	1	46					

SEASON/CAREER STATISTICS

THIS IS UT MARTIN

COACHING STAFF

MEET THE SKYHAWKS

SEASON PREVIEW

YEAR IN REVIEW

RECORD BOOK

All Purpose	g	rush	rcv	pr	kr	ir	total	avg/g	g	rush	rcv	pr	kr	ir	total	avg/g
LOGAN, Peyton	13	1121	267	0	62	0	1450	111.5	51	2605	724	5	1067	0	4401	86.3
WALLACE, Zak	13	807	11	0	25	0	843	64.8	24	948	86	0	25	0	1059	44.1
WILLIAMS, Donn	10	0	478	0	0	0	478	47.8	48	0	1182	0	0	0	1182	24.6
HOWARD, Keon	10	472	0	0	0	0	472	47.2	10	472	0	0	0	0	472	47.2
WILLIAMS, Rodn	13	0	417	0	0	0	417	32.1	53	0	1217	0	41	0	1258	23.7
DOWELL, Colton	6	0	398	0	0	0	398	66.3	36	3	1760	0	0	0	1763	49.0
ROBERTS, Zoe	11	19	235	0	15	0	269	24.5	13	19	237	0	15	0	271	20.8
CASTLEBERRY,	13	154	33	0	41	0	228	17.5	13	154	33	0	41	0	228	17.5
ODOM, Marqwell	10	43	178	-2	0	0	219	21.9	29	71	425	0	34	0	530	18.3
FORD, John	13	0	0	0	0	163	163	12.5	29	0	0	0	0	238	238	8.2
LAWRENCE, De	13	16	120	0	0	0	136	10.5	30	16	120	0	0	0	136	4.5
TAYLOR, Tim	6	81	8	0	0	0	89	14.8	6	81	8	0	0	0	89	14.8
FIELDS, Randy J	13	0	82	0	0	0	82	6.3	13	0	82	0	0	0	82	6.3
FRANKLIN, Sam	2	67	2	0	0	0	69	34.5	2	67	2	0	0	0	69	34.5
GRIGLIONE, Ric	11	0	57	0	0	0	57	5.2	16	0	79	0	0	0	79	4.9
SHIPP, Tevin	12	0	0	0	0	47	47	3.9	19	0	0	0	0	47	47	2.5
BAKER, Oshae	13	0	0	0	0	47	47	3.6	18	0	0	0	0	47	47	2.6
TANKSLEY, DeV	2	0	15	0	27	0	42	21.0	2	0	15	0	27	0	42	21.0
DuBOSE, David	13	29	0	10	0	0	39	3.0	25	29	0	10	0	0	39	1.6
STEPHENS, D'C	13	0	0	34	0	2	36	2.8	36	0	0	34	0	30	64	1.8
HENLEY, Andre	10	0	9	9	11	0	29	2.9	12	0	11	9	11	0	31	2.6
GUY, Vincent	13	0	0	0	0	24	24	1.8	17	0	0	0	0	24	24	1.4
HOWELL, Stewa	5	15	0	0	0	0	15	3.0	7	8	0	0	0	0	8	1.1
SIMS, Deven	13	0	0	0	0	14	14	1.1	38	0	0	0	0	14	14	0.4
NELSON, DJ	4	0	6	0	0	0	6	1.5	4	0	6	0	0	0	6	1.5
HUNTER, Chris	13	0	0	0	3	0	3	0.2	20	0	0	0	8	0	8	0.4
WOODS, Jay	12	0	0	0	0	-3	-3	-0.2	19	0	0	0	0	-3	-3	-0.2
WINN, Dresser	3	-28	0	0	0	0	-28	-9.3	21	157	0	0	0	0	157	7.5
TEAM	10	-97	0	0	0	0	-97	-9.7								
Total	13	2699	2316	51	184	294	5544	426.5								
Opponents	13	1931	2750	214	642	208	5745	441.9								

Field Goals	att	good	long	blkd	att	good	long	blkd
LARCO, Tyler	15	7	42	3	27	17	47	3
Total	15	7	42	3				
Opponents	27	18	47	3				

Punting	no.	yds	avg	lg	blk	no.	yds	avg	lg	blk
LARCO, Tyler	60	2398	40.0	68	0	70	2816	40.2	68	0
Total	60	2398	40.0	68	0					
Opponents	51	2110	41.4	60	1					

Kickoffs	no.	yds	avg	tb	ob	no.	yds	avg	tb	ob
LARCO, Tyler	72	3854	53.5	18	4	107	5477	51.2	22	6
Total	72	3854	53.5	18	4					
Opponents	66	3381	51.2	22	2					

SEASON/CAREER STATISTICS

##	Defensive Leaders	gp	ua	a	total	tfl	sack	int	pbu	fr	ff	blk	gp	ua	a	total	tfl	sack	int	pbu	fr	ff	blk
30	SIMS, Deven	13	45	48	93	6.0	1.0	1	2	.	.	.	38	92	102	194	12.0	2.0	1	13	.	2	.
18	FORD, John	13	44	44	88	5.0	0.5	4	4	.	1	.	29	76	69	145	11.5	2.5	6	5	.	1	.
31	STEPHENS, D'Carrious	13	32	45	77	7.0	1.0	2	4	1	.	.	36	58	72	130	16.0	2.0	5	8	2	1	.
9D	BAKER, Oshae	13	39	29	68	3.5	2.0	4	9	1	.	.	18	40	33	73	3.5	2.0	4	10	1	.	1
3D	YOUNG, Takeem	10	27	17	44	0.5	.	1	4	.	1	.	39	70	76	146	4.0	.	5	18	1	1	.
17	AKINS, JaQuez	11	20	22	42	7.0	4.0	.	1	.	1	.	30	92	80	172	15.5	4.0	1	11	4	5	.
47	PICKETT, Austin	13	11	31	42	7.0	1.0	.	.	.	1	.	42	40	88	128	21.0	7.5	.	.	.	2	.
5	HICKS, Robert	9	13	25	38	1.0	9	13	25	38	1.0
10	SHAMBURGER, Shaw	11	18	19	37	0.5	.	1	8	.	.	.	11	18	19	37	0.5	.	1	8	.	.	.
45	DuBOSE, David	13	9	28	37	6.5	2.0	1	25	15	42	57	10.0	3.0	.	1	.	.	1
1	ANOMA, Eyabi	12	14	22	36	9.5	6.0	.	.	.	1	1	12	14	22	36	9.5	6.0	.	.	.	1	1
12	EVANS, Carson	13	14	17	31	1.0	.	.	4	1	.	.	20	17	18	35	1.0	.	.	5	1	.	.
4D	WOODS, Jay	12	19	11	30	5.0	.	2	11	1	1	.	19	37	16	53	7.0	.	2	20	2	1	.
8D	HARMON, Korbin	13	4	19	23	0.5	.	.	2	.	.	2	40	23	51	74	13.0	3.0	.	4	.	1	6
95	ROGERS, Jay	13	14	7	21	4.0	0.5	.	.	.	1	.	13	14	7	21	4.0	0.5	.	.	.	1	.
32	HUNTER, Chris	13	9	12	21	2.5	.	.	.	1	.	.	20	19	25	44	7.5	1.5	.	.	1	.	1
44	DAVIS, Giovanni	12	7	11	18	3.0	1.0	19	11	19	30	6.5	2.0	.	.	1	.	.
92	DOTSON, Daylan	11	7	8	15	2.5	1.5	.	.	1	.	.	17	7	13	20	3.5	1.5	.	1	1	.	1
35	SHIPP, Tevin	12	8	7	15	3.0	.	1	1	.	1	.	19	13	15	28	4.0	.	1	2	.	1	.
24	LANDERS, Jamarius	12	7	7	14	1.5	.	.	2	.	.	.	30	20	21	41	8.0	2.0	.	4	.	.	.
28	GUY, Vincent	13	6	5	11	1.5	.	1	2	.	.	.	17	7	6	13	1.5	.	1	2	.	.	.
90	WILLIS, Keion	12	2	7	9	0.0	12	2	7	9	0.0
36	WEIR, Shamari	13	5	3	8	0.0	14	6	4	10	0.0
99	DAVIS, Kenyonte	11	3	5	8	0.5	0.5	.	.	.	1	.	30	6	14	20	2.0	1.5	.	.	.	1	.
26	ANDRE, Alexander	6	6	1	7	0.5	.	.	1	1	.	.	6	6	1	7	0.5	.	.	1	1	.	.
22	CHEEKS, Fahreed	5	4	3	7	0.0	.	.	1	.	.	.	5	4	3	7	0.0	.	.	1	.	.	.
20	PROSPERE, Anthony	12	2	4	6	0.0	15	2	4	6	0.0
7	WEBB, Aaron	12	1	4	5	0.0	12	1	4	5	0.0
94	DOWELL, Christian	9	3	2	5	0.0	9	3	2	5	0.0
14	CASTLEBERRY, Jorda	13	1	3	4	0.0	13	1	3	4	0.0
25	ABDULLAH, Isaiah	8	3	1	4	0.0	15	4	3	7	0.0
34	GOLDBOURNE, Dion	5	2	1	3	0.0	5	2	1	3	0.0
38	COOLEY, Jermaine	10	1	2	3	0.0	22	2	6	8	0.5	0.5
40	POWERS, Brock	13	1	2	3	0.0	.	.	.	1	.	.	42	1	3	4	0.0	.	.	.	1	.	.
93	JOHNSON, Jarid	6	.	2	2	0.0	6	.	2	2	0.0
19	LUCAS, Jack	11	.	2	2	0.0	16	1	3	4	0.0
3H	HOWARD, Xiere	4	.	2	2	0.0	10	2	4	6	0.0
37	LARCO, Tyler	13	1	1	2	0.0	20	1	1	2	0.0
2	WILLIAMS, Rodney	13	1	1	2	0.0	53	4	1	5	1.0
2D	MOTON, Wanya	3	2	.	2	0.0	1	.	28	46	50	96	4.5	.	3	8	.	2	.
21	WALLACE, Zak	13	1	.	1	0.0	24	1	1	2	0.0
1M	McCALL, Tamel	2	.	1	1	0.0	.	.	1	.	.	.	17	4	6	10	0.0	.	1	1	.	1	.
9	HOWARD, Keon	10	1	.	1	0.0	10	1	.	1	0.0
3	WINN, Dresser	3	1	.	1	0.0	21	1	2	3	0.0
80	ROBERTS, Zoe	11	1	.	1	0.0	13	1	.	1	0.0
	Total	13	409	481	890	79	21	17	57	8	10	4											
	Opponents	13	400	476	876	68	16	10	56	10	10	4											

TEAM GAME HIGHS AND LOWS

UT MARTIN

OPPONENT

HIGH

LOW

HIGH

LOW

• Rushes	57 vs. Samford (9/11)	30 at Southeast Missouri (11/20)	44 at Southeast Missouri (11/20)	18 Samford (9/11)
• Rushing Yards	313 at Tennessee Tech (11/13)	89 at #10 Missouri State (11/27)	207 at Southeast Missouri (11/20)	57 vs. Samford (9/11)
• Yards Per Rush	10.8 at Tennessee Tech (11/13)	2.5 at #10 Missouri State (11/27)	7.3 vs. Southeast Missouri (10/23)	2.1 vs. Samford (9/11)
• Rushing Touchdowns	5 vs. Murray State (10/9)	1, 2x, vs. Austin Peay (10/30)	2 vs. Murray State (10/9)	0, 4x, at Tennessee Tech (11/13)
• Pass Completions	23 at #10 Missouri State (11/27)	11 vs. Tennessee State (11/6)	29 at Western Kentucky (9/2)	10 at Tennessee Tech (11/13)
• Pass Attempts	43, 2x, at #10 Missouri State (11/27)	18 vs. Murray State (10/9)	49 at Northwestern State (9/18)	19 vs. Austin Peay (10/30)
• Passing Yards	272 at #10 Missouri State (11/27)	113 at Southeast Missouri (11/20)	478 at Western Kentucky (9/2)	74 at Tennessee Tech (11/13)
• Yards Per Pass	11.8 at #10 Missouri State (11/27)	4.2 at Southeast Missouri (11/20)	13.3 at Western Kentucky (9/2)	3.5 at Tennessee Tech (11/13)
• Passing Touchdowns	3 at #9 Jacksonville State (9/25)	0 at Southeast Missouri (11/20)	8 at Western Kentucky (9/2)	0, 2x, at Tennessee Tech (11/13)
• Total Plays	87 vs. Samford (9/11)	51 at Tennessee Tech (11/13)	82 at Northwestern State (9/18)	56 vs. Samford (9/11)
• Yards Per Play	9.1 at Tennessee Tech (11/13)	4.2 vs. Austin Peay (10/30)	9.9 at Western Kentucky (9/2)	3.3 vs. Austin Peay (10/30)
• Points	48 vs. Murray State (10/9)	14 at Southeast Missouri (11/20)	59 at Western Kentucky (9/2)	3 at Tennessee Tech (11/13)
• Sacks	4 vs. Tennessee State (11/6)	0, 4x, at Tennessee Tech (11/13)	3 at Southeast Missouri (11/20)	0, 3x, vs. Tennessee State (11/6)
• Penalties	9 at Western Kentucky (9/2)	2 at Tennessee Tech (11/13)	8 at Western Kentucky (9/2)	1 at Northwestern State (9/18)
• Penalty Yards	79 at Western Kentucky (9/2)	30 at Tennessee Tech (11/13)	76 at Southeast Missouri (11/20)	15 at Northwestern State (9/18)
• Turnovers	5 vs. Samford (9/11)	0, 2x, at Tennessee Tech (11/13)	6 at #10 Missouri State (11/27)	1, 2x, at #9 Jacksonville State (9/25)
• Interceptions	2, 5x, at Southeast Missouri (11/20)	0, 2x, vs. Austin Peay (10/30)	3, 2x, at #10 Missouri State (11/27)	0, 5x, at Tennessee Tech (11/13)
• Punts	9 at #10 Missouri State (11/27)	2, 2x, at Tennessee Tech (11/13)	7 at Eastern Illinois (10/16)	1 at Western Kentucky (9/2)
• Net Punt Average	52.7 at #9 Jacksonville State (9/25)	22.0 at Tennessee Tech (11/13)	46.2 at #10 Missouri State (11/27)	29.3 at Eastern Illinois (10/16)
• Long/Shortest Punt	68 at #9 Jacksonville State (9/25)	4 at Eastern Illinois (10/16)	60 at #9 Jacksonville State (9/25)	-10 at Eastern Illinois (10/16)
• Punts Inside 20	3 at #10 Missouri State (11/27)	0, 4x, at Tennessee Tech (11/13)	3, 2x, vs. Austin Peay (10/30)	1, 4x, vs. Southeast Missouri (10/23)
• Long Punt Return	12 vs. Southeast Missouri (10/23)	-5 vs. Samford (9/11)	30 vs. Tennessee State (11/6)	2 at Western Kentucky (9/2)

INDIVIDUAL GAME HIGHS

UT MARTIN

OPPONENT

• Rushes	21, Zak Wallace at Eastern Illinois (10/16)	28, Shamenski Rucker at Southeast Missouri (11/20)
• Rushing Yards	179, Peyton Logan at Northwestern State (9/18)	137, Geno Hess vs. Southeast Missouri (10/23)
• Rushing Touchdowns	3, Zak Wallace vs. Murray State (10/9)	2, Damonta Witherspoon vs. Murray State (10/9)
• Longest Rush	75, 2x, last by Zak Wallace at Southeast Missouri (11/20)	66, Geno Hess vs. Southeast Missouri (10/23)
• Pass Completions	23, Dresser Winn at #10 Missouri State (11/27)	28, 2x, last by Kaleb Fletcher at Northwestern State (9/18)
• Pass Attempts	43, 2x, last by Dresser Winn last at #10 Missouri State (11/27)	47, Kaleb Fletcher at Northwestern State (9/18)
• Passing Yards	272, Dresser Winn at #10 Missouri State (11/27)	424, Bailey Zappe at Western Kentucky (9/2)
• Passing TDs	3, Keon Howard at #9 Jacksonville State (9/25)	7, Bailey Zappe at Western Kentucky (9/2)
• Longest Pass	62, Keon Howard at Tennessee Tech (11/13)	73, Bailey Zappe at Western Kentucky (9/2)
• Receptions	7, 2x, last by Donnell Williams at #10 Missouri State (11/27)	12, Devon Starling vs. Tennessee State (11/6)
• Receiving Yards	178, Donnell Williams at #10 Missouri State (11/27)	117, Devon Starling vs. Tennessee State (11/6)
• Receiving TDs	2, 2x, last by Zoe Roberts at #9 Jacksonville State (9/25)	2, 2x, last by Johnny King vs. Southeast Missouri (10/23)
• Longest Rec.	62, Deray Lawrence Keon Howard at Tennessee Tech (11/13)	73, Daewood Davis at Western Kentucky (9/2)
• Field Goals	2, Tyler Larco at #9 Jacksonville State (9/25)	3, Kenny Doak vs. Southeast Missouri (10/23)
• Longest Field Goal	42, Tyler Larco vs. Austin Peay (10/30)	47, Jose Pizano at #10 Missouri State (11/27)
• Punts	9, Tyler Larco at #10 Missouri State (11/27)	6, 3x, last by Grant Burkett at #10 Missouri State (11/27)
• Punting Average	52.7, Tyler Larco at #9 Jacksonville State (9/25)	47.0, Grant Burkett at #10 Missouri State (11/27)
• Long Punt	68, Tyler Larco at #9 Jacksonville State (9/25)	60, 2x, last by Logen Neidhardt at Eastern Illinois (10/16)
• Punts Inside 20	3, Tyler Larco at #10 Missouri State (11/27)	3, 2x, last by Matt Rigney vs. Austin Peay (10/30)
• Long Punt Return	12, Andrew Henley vs. Southeast Missouri (10/23)	30, Dayron Johnson vs. Tennessee State (11/6)
• Long Kickoff Return	27, DeVonte Tanksley vs. Samford (9/11)	45, 2x, last by Donovan Duvernay at Northwestern State (9/18)
• Tackles	12, 2x, last by John Ford vs. Tennessee State (11/6)	14, 2x, Tylar Wiltz at #10 Missouri State (11/27)
• Sacks	2.0, 3x, last by David DuBose at #10 Missouri State (11/27)	1.0, 12x, last by Goree/Wiltz at #10 Missouri State (11/27)
• Tackles for Loss	4.5, Eyabi Anoma vs. Austin Peay (10/30)	3.5, Kyriq McDonald at #10 Missouri State (11/27)
• Interceptions	1, 17x, last by Baker/Stephens/Ford at #10 Missouri State (11/27)	1, 9x, last by Tylar Wiltz at #10 Missouri State (11/27)

INDIVIDUAL GAME-BY-GAME STATS



OFFENSIVE GAME-BY-GAME

PASSING

#9 HOWARD, Keon	Att	Comp	Int	Pct	Yards	TD	Long	Sack	Yds	Effic
WKU	43	20	1	46.5	195	1	32	1	7	87.6
Samford	30	18	3	60.0	229	2	60	0	0	126.1
Northwestern St.	23	16	0	69.6	172	1	56	1	4	146.7
Jacksonville St.	24	19	0	79.2	255	3	54	2	7	209.7
Murray State	18	12	0	66.7	171	1	49	0	0	164.8
Eastern Illinois	21	12	0	57.1	166	1	44	1	6	139.3
Southeast Missouri	25	17	1	68.0	221	2	51	1	9	160.7
Austin Peay	32	15	2	46.9	137	1	28	1	8	80.6
Tennessee State	23	11	0	47.8	124	1	30	0	0	107.5
Tennessee Tech	19	14	0	73.7	141	2	62	1	4	170.8
TOTALS	258	154	7	59.7	1811	15	62	8	45	132.4

#16 HOWELL, Stewart	Att	Comp	Int	Pct	Yards	TD	Long	Sack	Yds	Effic
Tennessee Tech	3	3	0	100.0	8	0	3	0	0	122.4
Southeast Missouri	6	3	0	50.0	45	0	24	2	14	113.0
Montana St.	4	3	1	75.0	14	0	6	1	6	54.4
TOTALS	13	9	1	69.2	67	0	24	3	20	97.1

#3 WINN, Dresser	Att	Comp	Int	Pct	Yards	TD	Long	Sack	Yds	Effic
Southeast Missouri	21	9	1	42.9	68	0	14	1	10	60.5
Missouri St.	43	23	1	53.5	272	2	47	2	15	117.3
Montana St.	27	13	0	48.1	98	0	19	2	16	78.6
TOTALS	91	45	2	49.5	438	2	47	5	41	92.7

RUSHING

Name	No-Yds/TD	WKU	SAM	NSU	JSU	MUR	EIU	SEMO	AP	TSU	TTU	SEMO	MSU	MSU
LOGAN, Peyton	156-1121/4	7-75/0	9-47/0	14-179/1	12-67/0	14-78/0	16-58/0	15-159/1	13-81/0	12-72/0	7-116/1	12-50/0	12-68/1	13-71/0
WALLACE, Zak	148-807/15	6-14/0	15-59/1	7-19/1	9-63/1	14-67/3	21-125/2	14-34/0	13-39/1	14-123/2	8-90/2	5-112/1	16-43/1	6-19/0
HOWARD, Keon	96-472/10	12-44/2	16-66/1	9-39/2	6-40/0	9-98/1	11-32/0	10-20/2	10-31/0	8-75/2	5-27/0	DNP	DNP	DNP
CASTLEBERRY, Jo	30-154/1	4-43/0	6-24/0	6-38/0	-	1-6/1	-	4-29/0	2--1/0	3-10/0	2-0/0	1-3/0	-	1-2/0
TAYLOR, Tim	20-81/0	5-25/0	4-29/0	4-23/0	2-0/0	4-5/0	DNP	DNP	DNP	DNP	1--1/0	DNP	DNP	DNP
FRANKLIN, Sam	7-67/1	DNP	DNP	DNP	DNP	3-12/0	DNP	DNP	DNP	DNP	4-55/1	DNP	DNP	DNP
ODOM, Marqwell	4-43/0	DNP	1-24/0	-	-	-	-	-	1-18/0	1-4/0	DNP	DNP	1--3/0	-
DuBOSE, David	1-29/0	-	-	-	-	-	-	-	-	1-29/0	-	-	-	-
ROBERTS, Zoe	2-19/0	-	1-7/0	-	-	-	1-12/0	-	DNP	DNP	-	-	-	-
LAWRENCE, DeRay	3-16/0	-	-	-	1-5/0	-	-	-	-	1-1/0	-	1-10/0	-	-
HOWELL, Stewart	11-15/0	DNP	-	DNP	DNP	-	DNP	DNP	DNP	DNP	2-26/0	8--5/0	DNP	1--6/0
TANKSLEY, DeVon	1-0/0	-	1-0/0	DNP	DNP	DNP	DNP	DNP	DNP	DNP	DNP	DNP	DNP	DNP
WINN, Dresser	11--28/1	DNP	DNP	DNP	DNP	DNP	DNP	DNP	DNP	DNP	DNP	2-0/1	4--8/0	5--20/0
TEAM	16--97/0	DNP	4--16/0	2--38/0	4--4/0	DNP	-	1--6/0	1--1/0	1--16/0	DNP	1--5/0	2--11/0	-

RECEIVING

Name	No-Yds/TD	WKU	SAM	NSU	JSU	MUR	EIU	SEMO	AP	TSU	TTU	SEMO	MSU	MSU
WILLIAMS, Donne	32-478/2	7-80/0	DNP	DNP	DNP	-	3-30/1	3-40/0	2-34/0	3-49/0	-	4-46/0	7-178/1	3-21/0
WILLIAMS, Rodne	29-417/3	-	2-24/0	1-14/1	2-43/0	1-34/0	3-29/0	4-92/1	2-22/0	5-43/0	3-19/1	2-13/0	3-65/0	1-19/0
DOWELL, Colton	22-398/2	6-102/1	2-19/0	4-84/0	6-84/1	3-86/0	1-23/0	DNP	DNP	DNP	DNP	DNP	DNP	DNP
LOGAN, Peyton	29-267/3	2-0/0	4-122/2	2-3/0	3-7/0	-	3-41/0	2-15/0	3-11/1	1-22/0	3-13/0	1-8/0	3-11/0	2-14/0
ROBERTS, Zoe	27-235/5	-	2-18/0	2-12/0	4-73/2	3-19/1	1-44/0	3-17/1	DNP	DNP	1-5/0	2-9/0	3-13/1	6-25/0
ODOM, Marqwell	26-178/0	DNP	1-2/0	4-21/0	3-46/0	3-20/0	1--1/0	3-34/0	3-38/0	-	DNP	DNP	5--2/0	3-20/0
LAWRENCE, DeRay	8-120/1	-	3-13/0	-	-	1-7/0	-	-	-	-	1-62/1	1-14/0	1-11/0	1-13/0
FIELDS, Randy	8-82/1	-	1-8/0	1-31/0	-	1-5/0	-	-	2-16/0	1-13/1	2-9/0	-	-	-
GRIGLIONE, Rich	7-57/0	-	1-7/0	1-4/0	-	-	-	2-23/0	1-8/0	-	2-15/0	DNP	DNP	-
CASTLEBERRY, Jo	4-33/0	1-6/0	-	-	1-2/0	-	-	-	-	-	1-9/0	1-16/0	-	-
TANKSLEY, DeVon	5-15/0	4-7/0	1-8/0	DNP	DNP	DNP	DNP	DNP	DNP	DNP	DNP	DNP	DNP	DNP
WALLACE, Zak	6-11/0	-	-	1-3/0	-	-	-	-	2-8/0	1--3/0	-	1-7/0	1--4/0	-
HENLEY, Andrew	1-9/0	-	-	-	-	-	-	-	-	-	1-9/0	DNP	DNP	DNP
TAYLOR, Tim	1-8/0	-	1-8/0	-	-	-	DNP	DNP	DNP	DNP	-	DNP	DNP	DNP
NELSON, DJ	2-6/0	DNP	DNP	DNP	DNP	-	DNP	DNP	DNP	DNP	2-6/0	-	-	DNP
FRANKLIN, Sam	1-2/0	DNP	DNP	DNP	DNP	-	DNP	DNP	DNP	DNP	1-2/0	DNP	DNP	DNP

INDIVIDUAL GAME-BY-GAME STATS



DEFENSIVE GAME-BY-GAME

TOTAL TACKLES

Name	UA-A	TOT	WKU	SAM	NSU	JSU	MUR	EIU	SEMO	AP	TSU	TTU	SEMO	MSU	MSU
SIMS, Deven	45-48	93	6-4	2-3	2-3	4-2	3-7	4-2	2-6	5-6	2-2	1-3	6-5	4-1	4-4
FORD, John	44-44	88	1-2	4-3	3-2	1-5	2-5	9-3	2-0	0-1	4-8	6-2	3-8	1-1	8-4
STEPHENS, D'Car	32-45	77	6-2	2-3	3-2	0-4	0-4	4-2	2-1	1-7	3-4	3-4	0-5	2-3	6-4
BAKER, Oshae	39-29	68	2-2	2-0	2-1	5-1	1-2	2-0	3-2	5-4	2-5	3-3	0-7	5-0	7-2
YOUNG, Takeem	27-17	44	DNP	1-1	7-3	3-2	5-5	2-0	4-2	1-4	DNP	DNP	4-0	-	-
AKINS, JaQuez	20-22	42	1-1	2-1	-	3-2	3-4	3-1	2-4	DNP	-	1-3	0-2	DNP	5-4
PICKETT, Austin	11-31	42	1-1	1-2	3-1	0-3	0-2	0-3	1-1	1-2	0-2	0-1	1-2	2-4	1-7
HICKS, Robert	13-25	38	4-3	0-2	DNP	DNP	-	DNP	2-1	2-8	2-4	DNP	1-6	2-0	0-1
SHAMBURGER, Sha	18-19	37	1-1	DNP	DNP	1-0	0-1	2-0	2-2	3-3	1-3	1-0	2-6	5-2	0-1
DuBOSE, David	9-28	37	-	1-1	0-2	0-2	1-4	1-2	1-2	1-1	0-1	1-3	0-5	3-0	0-5
ANOMA, Eyabi	14-22	36	-	1-3	DNP	0-2	0-3	4-0	0-2	5-3	1-1	-	1-4	2-0	0-4
EVANS, Carson	14-17	31	4-4	0-1	2-2	-	-	-	0-1	0-4	3-1	1-2	-	4-1	0-1
WOODS, Jay	19-11	30	1-0	2-1	2-1	1-2	DNP	1-1	4-1	2-2	1-2	1-0	2-1	1-0	1-0
HARMON, Korbin	4-19	23	-	-	0-2	1-2	0-2	0-1	0-3	1-1	0-3	0-1	0-2	-	2-2
ROGERS, Jay	14-7	21	-	-	1-0	0-2	2-0	0-1	2-0	1-0	0-2	1-1	3-1	2-0	2-0
HUNTER, Chris	9-12	21	2-1	1-2	3-2	0-1	2-1	-	-	-	1-0	0-4	0-1	-	-
DAVIS, Giovanni	7-11	18	DNP	0-2	1-1	1-0	0-2	1-0	-	1-1	0-2	1-1	2-1	-	0-1
SHIPP, Tevin	8-7	15	-	DNP	4-1	0-1	0-2	-	1-0	-	-	0-2	-	3-1	-
DOTSON, Daylan	7-8	15	1-0	DNP	0-1	0-1	1-1	-	-	-	2-1	2-3	0-1	1-0	DNP
LANDERS, Jamari	7-7	14	1-0	0-1	0-1	3-1	1-0	1-0	0-1	0-2	-	DNP	0-1	-	1-0
GUY, Vincent	6-5	11	-	1-1	-	-	1-0	0-1	-	-	0-1	1-0	-	2-0	1-2
WILLIS, Keion	2-7	9	0-1	-	-	0-2	1-1	0-1	0-1	-	0-1	1-0	-	DNP	-
DAVIS, Kenyonte	3-5	8	-	DNP	0-2	DNP	-	-	-	0-1	0-1	1-0	0-1	1-0	1-0
WEIR, Shamari	5-3	8	1-0	0-1	-	-	2-2	-	-	-	-	-	-	2-0	-
CHEEKS, Fahreed	4-3	7	-	-	3-0	1-1	0-2	DNP	DNP	DNP	DNP	DNP	DNP	DNP	DNP
ANDRE, Alexande	6-1	7	DNP	4-0	-	2-1	-	DNP	DNP	-	DNP	DNP	DNP	DNP	-
PROSPERE, Antho	2-4	6	1-1	-	DNP	-	-	-	-	-	-	1-2	0-1	-	-
WEBB, Aaron	1-4	5	-	0-1	-	0-1	DNP	1-0	-	-	0-1	-	-	0-1	-
DOWELL, Christi	3-2	5	-	-	-	DNP	DNP	-	DNP	DNP	1-0	1-0	0-1	-	1-1
ABDULLAH, Isaia	3-1	4	-	DNP	1-0	0-1	1-0	DNP	DNP	1-0	DNP	DNP	-	-	-
CASTLEBERRY, Jo	1-3	4	-	0-1	-	1-1	-	-	-	-	0-1	-	-	-	-
COOLEY, Jermain	1-2	3	-	DNP	DNP	-	DNP	-	-	-	-	-	0-2	1-0	-
POWERS, Brock	1-2	3	-	-	-	-	-	-	-	-	-	1-0	0-1	-	0-1
GOLDBOURNE, Dio	2-1	3	DNP	DNP	DNP	1-0	1-1	DNP	DNP	-	-	-	DNP	DNP	DNP
WILLIAMS, Rodne	1-1	2	-	-	-	-	0-1	1-0	-	-	-	-	-	-	-
HOWARD, Xiere	0-2	2	-	0-2	-	-	DNP	DNP	DNP	DNP	DNP	DNP	DNP	DNP	DNP
MOTON, Wanya	2-0	2	DNP	-	1-0	1-0	DNP	DNP	DNP	DNP	DNP	DNP	DNP	DNP	DNP
LARCO, Tyler	1-1	2	-	-	-	0-1	-	-	-	-	1-0	-	-	-	-
LUCAS, Jack	0-2	2	DNP	DNP	0-1	-	-	-	-	-	-	0-1	-	-	-
JOHNSON, Jarid	0-2	2	0-1	-	-	0-1	DNP	DNP	-	DNP	-	DNP	DNP	DNP	DNP
HOWARD, Keon	1-0	1	-	1-0	-	-	-	-	-	-	-	-	DNP	DNP	DNP
ROBERTS, Zoe	1-0	1	-	1-0	-	-	-	-	-	DNP	DNP	-	-	-	-
WINN, Dresser	1-0	1	DNP	DNP	DNP	DNP	DNP	DNP	DNP	DNP	DNP	DNP	-	1-0	-
McCALL, Tamel	0-1	1	0-1	DNP	DNP	DNP	DNP	DNP	DNP	DNP	DNP	-	DNP	DNP	DNP
WALLACE, Zak	1-0	1	-	-	-	-	-	-	-	1-0	-	-	-	-	-

INDIVIDUAL GAME-BY-GAME STATS



DEFENSIVE GAME-BY-GAME

TACKLES FOR LOSS

Name	UA-A	TOT	WKU	SAM	NSU	JSU	MUR	EIU	SEMO	AP	TSU	TTU	SEMO	MSU	MSU
ANOMA, Eyabi	8-3	9.5	-	1.0-9	DNP	0.5-1	0.5-1	2.0-15	-	4.5-23	1.0-4	-	-	-	-
STEPHENS, D'Car	5-4	7.0	-	1.5-5	-	-	0.5-1	1.0-1	1.0-3	-	-	1.0-4	0.5-1	0.5-1	1.0-7
AKINS, JaQuez	6-2	7.0	-	2.0-9	-	1.5-6	-	-	1.0-2	DNP	-	1.5-3	-	DNP	1.0-4
PICKETT, Austin	5-4	7.0	-	0.5-1	1.0-9	-	0.5-1	-	1.0-4	1.5-4	-	-	1.0-1	1.5-3	-
DuBOSE, David	4-5	6.5	-	1.5-4	-	-	0.5-0	-	1.0-1	0.5-2	-	-	1.0-2	2.0-10	-
SIMS, Deven	2-8	6.0	0.5-3	0.5-1	0.5-0	-	0.5-0	-	0.5-0	1.0-7	-	-	2.0-11	-	0.5-1
WOODS, Jay	4-2	5.0	1.0-4	-	1.5-4	0.5-34	DNP	-	-	1.0-2	1.0-3	-	-	-	-
FORD, John	3-4	5.0	1.5-8	-	-	0.5-2	1.0-2	0.5-1	-	-	0.5-0	1.0-4	-	-	-
ROGERS, Jay	3-2	4.0	-	-	-	-	-	0.5-1	2.0-4	-	0.5-5	-	1.0-3	-	-
BAKER, Oshae	3-1	3.5	-	-	-	-	-	-	-	1.0-3	1.0-2	-	0.5-0	1.0-5	-
SHIPP, Tevin	2-2	3.0	-	DNP	1.0-2	-	0.5-1	-	-	-	-	0.5-0	-	1.0-2	-
DAVIS, Giovanni	2-2	3.0	DNP	-	1.0-7	-	0.5-1	-	-	1.0-2	-	0.5-1	-	-	-
HUNTER, Chris	0-5	2.5	-	1.0-1	0.5-1	-	0.5-1	-	-	-	-	0.5-2	-	-	-
DOTSON, Daylan	1-3	2.5	-	DNP	0.5-1	-	-	-	-	-	1.5-5	-	0.5-1	-	DNP
GUY, Vincent	1-1	1.5	-	0.5-1	-	-	-	-	-	-	-	1.0-3	-	-	-
LANDERS, Jamari	1-1	1.5	-	0.5-0	-	-	-	1.0-1	-	-	-	DNP	-	-	-
HICKS, Robert	0-2	1.0	-	-	DNP	DNP	-	DNP	-	-	-	DNP	0.5-1	-	0.5-0
EVANS, Carson	1-0	1.0	-	-	-	-	-	-	-	-	-	-	-	1.0-5	-
DAVIS, Kenyonte	0-1	0.5	-	DNP	-	DNP	-	-	-	0.5-2	-	-	-	-	-
SHAMBURGER, Sha	0-1	0.5	-	DNP	DNP	-	-	-	-	-	0.5-1	-	-	-	-
YOUNG, Takeem	0-1	0.5	DNP	-	-	-	-	-	0.5-1	-	DNP	DNP	-	-	-
ANDRE, Alexande	0-1	0.5	DNP	-	-	0.5-33	-	DNP	DNP	-	DNP	DNP	DNP	DNP	-
HARMON, Korbin	0-1	0.5	-	-	-	0.5-1	-	-	-	-	-	-	-	-	-

SACKS

Name	UA-A	TOT	WKU	SAM	NSU	JSU	MUR	EIU	SEMO	AP	TSU	TTU	SEMO	MSU	MSU
ANOMA, Eyabi	5-2	6.0	-	1.0-9	DNP	0.5-1	-	2.0-15	-	1.5-11	1.0-4	-	-	-	-
AKINS, JaQuez	4-0	4.0	-	2.0-9	-	1.0-4	-	-	-	DNP	-	-	-	DNP	1.0-4
DuBOSE, David	2-0	2.0	-	-	-	-	-	-	-	-	-	-	-	2.0-10	-
BAKER, Oshae	2-0	2.0	-	-	-	-	-	-	-	-	1.0-2	-	-	1.0-5	-
DOTSON, Daylan	1-1	1.5	-	DNP	-	-	-	-	-	-	1.5-5	-	-	-	DNP
DAVIS, Giovanni	1-0	1.0	DNP	-	1.0-7	-	-	-	-	-	-	-	-	-	-
PICKETT, Austin	1-0	1.0	-	-	1.0-9	-	-	-	-	-	-	-	-	-	-
STEPHENS, D'Car	1-0	1.0	-	-	-	-	-	-	-	-	-	-	-	-	1.0-7
SIMS, Deven	1-0	1.0	-	-	-	-	-	-	-	-	-	-	1.0-9	-	-
FORD, John	0-1	0.5	-	-	-	0.5-2	-	-	-	-	-	-	-	-	-
ROGERS, Jay	0-1	0.5	-	-	-	-	-	-	-	-	0.5-5	-	-	-	-
DAVIS, Kenyonte	0-1	0.5	-	DNP	-	DNP	-	-	-	0.5-2	-	-	-	-	-

INTERCEPTION RETURNS

Name	No-Yds	WKU	SAM	NSU	JSU	MUR	EIU	SEMO	AP	TSU	TTU	SEMO	MSU
BAKER, Oshae	4-47	-	-	1-30	-	-	-	-	-	-	1--6	1-20	1-3-
FORD, John	4-163	-	-	1-66	-	1-17	-	-	-	1-75	-	-	1-5-
WOODS, Jay	2--3	1-0	-	-	-	DNP	-	-	-	-	-	1--3	--
STEPHENS, D'Car	2-2	-	1-0	-	-	-	-	-	-	-	-	-	1-2-
YOUNG, Takeem	1-0	DNP	-	-	-	-	1-0	-	-	DNP	DNP	-	--
SIMS, Deven	1-14	-	-	-	-	-	-	-	-	-	1-14	-	--
GUY, Vincent	1-24	-	1-24	-	-	-	-	-	-	-	-	-	--
SHAMBURGER, Sha	1-0	-	DNP	DNP	-	-	-	1-0	-	-	-	-	--
SHIPP, Tevin	1-47	-	DNP	-	-	1-47	-	-	-	-	-	-	--



DEFENSIVE GAME-BY-GAME

FUMBLES LOST

Name	No-Lost	WKU	SAM	NSU	JSU	MUR	EIU	SEMO	AP	TSU	TTU	SEMO	MSU	MSU
HOWARD, Keon	8-5	-	1-1	1-1	1-1	-	1-1	1-1	1-0	1-0	1-0	DNP	DNP	DNP
WINN, Dresser	4-0	DNP	DNP	DNP	DNP	DNP	DNP	DNP	DNP	DNP	DNP	1-0	1-0	2-0
ODOM, Marqwell	2-1	DNP	1-0	-	-	-	1-1	-	-	-	DNP	DNP	-	-
BAKER, Oshae	1-1	-	1-1	-	-	-	-	-	-	-	-	-	-	-
WALLACE, Zak	1-1	1-1	-	-	-	-	-	-	-	-	-	-	-	-
LOGAN, Peyton	1-0	-	-	-	-	-	-	-	-	-	-	-	1-0	-
HENLEY, Andrew	1-1	-	-	1-1	-	-	-	-	-	-	-	DNP	DNP	DNP
TEAM	1-0	DNP	-	-	-	DNP	-	-	-	1-0	DNP	-	-	-
WILLIAMS, Rodne	1-1	-	-	-	-	-	-	-	-	1-1	-	-	-	-

FUMBLES FORCED

Name	Number	WKU	SAM	NSU	JSU	MUR	EIU	SEMO	AP	TSU	TTU	SEMO	MSU	MSU
ROGERS, Jay	1	-	-	-	-	-	-	-	-	1	-	-	-	-
ANOMA, Eyabi	1	-	-	DNP	-	-	-	-	-	-	-	-	1	-
WOODS, Jay	1	-	-	-	1	DNP	-	-	-	-	-	-	-	-
FORD, John	1	-	-	-	-	-	-	-	-	-	-	-	-	1
AKINS, JaQuez	1	-	1	-	-	-	-	-	DNP	-	-	-	DNP	-
SHIPP, Tevin	1	-	DNP	-	-	-	-	1	-	-	-	-	-	-
MOTON, Wanya	1	DNP	-	1	-	DNP	DNP	DNP	DNP	DNP	DNP	DNP	DNP	DNP
YOUNG, Takeem	1	DNP	-	-	1	-	-	-	-	DNP	DNP	-	-	-
DAVIS, Kenyonte	1	-	DNP	-	DNP	-	-	-	-	-	-	-	1	-
PICKETT, Austin	1	-	-	1	-	-	-	-	-	-	-	-	-	-

FUMBLES RECOVERED

Name	Number	WKU	SAM	NSU	JSU	MUR	EIU	SEMO	AP	TSU	TTU	SEMO	MSU	MSU
HUNTER, Chris	1	-	-	-	-	-	-	-	-	-	-	-	1	-
ANDRE, Alexandre	1	DNP	-	1	-	-	DNP	DNP	-	DNP	DNP	DNP	DNP	-
STEPHENS, D'Car	1	-	-	-	-	-	-	-	-	-	-	-	1	-
BAKER, Oshae	1	-	-	-	1	-	-	-	-	-	-	-	-	-
WOODS, Jay	1	-	-	-	-	DNP	-	-	-	-	-	-	-	1
EVANS, Carson	1	-	-	-	-	-	-	1	-	-	-	-	-	-
DOTSON, Daylan	1	-	DNP	-	-	-	-	-	-	1	-	-	-	DNP
POWERS, Brock	1	-	-	-	-	-	-	-	-	-	-	-	1	-



SPECIAL TEAMS GAME-BY-GAME

PUNT RETURNS

Name	No-Yds	WKU	SAM	NSU	JSU	MUR	EIU	SEMO	AP	TSU	TTU	SEMO	MSU	MSU
DuBOSE, David	1-10	-	-	-	-	-	1-10	-	-	-	-	-	-	-
HENLEY, Andrew	5-9	-	-	1--10	-	-	1-3	1-12	1-2	1-2	-	DNP	DNP	DNP
BAKER, Oshae	2-0	-	1--5	-	-	-	-	-	-	-	-	-	1-5	-
ODOM, Marqwell	1--2	DNP	1--2	-	-	-	-	-	-	-	DNP	DNP	-	-

KICK RETURNS

Name	No-Yds	WKU	SAM	NSU	JSU	MUR	EIU	SEMO	AP	TSU	TTU	SEMO	MSU	MSU
LOGAN, Peyton	3-62	2-44	-	-	-	-	-	-	-	-	-	-	1-18	-
CASTLEBERRY, Jo	3-41	1-13	-	-	-	-	-	-	-	-	-	-	-	2-28
TANKSLEY, DeVon	1-27	-	1-27	DNP	DNP	DNP	DNP	DNP	DNP	DNP	DNP	DNP	DNP	DNP
WALLACE, Zak	2-25	-	-	-	-	-	-	-	-	-	-	1-9	-	1-16
ROBERTS, Zoe	1-15	-	-	-	-	-	-	1-15	DNP	DNP	-	-	-	-
HENLEY, Andrew	1-11	-	1-11	-	-	-	-	-	-	-	-	DNP	DNP	DNP
HUNTER, Chris	1-3	-	-	-	-	-	-	-	-	-	-	-	-	1-3
BAKER, Oshae	1-0	1-0	-	-	-	-	-	-	-	-	-	-	-	-

FIELD GOALS

Name	FG-FGA (LG)	WKU	SAM	NSU	JSU	MUR	EIU	SEMO	AP	TSU	TTU	SEMO	MSU	MSU
LARCO, Tyler	4-14 (42)	0-1	1-2 (31)	0-0	2-2 (40)	0-1	0-2	1-1 (26)	1-1 (42)	0-0	0-0	0-2	2-2 (33)	0-1

PUNTING

Name	No-Yds-Avg	WKU	SAM	NSU	JSU	MUR	EIU	SEMO	AP
LARCO, Tyler	53-2119-40.0	6-278-46.3	4-168-42.0	4-172-43.0	3-158-52.7	3-138-46.0	4-12-32.2	5-152-30.4	6-244-40.7
		TSU	TTU	SEMO	MSU	MSU			
		2-92-46.0	2-44-22.0	5-173-34.6	9-371-41.2	7-279-39.9			

TEAM GAME-BY-GAME STATISTICS

Date	Opponent	RUSHING				RECEIVING				PASSING				KICK RET				PUNT RET				Tot Off
		No.	Yds	TD	Lg	No.	Yds	TD	Lg	Cmp-Att-Int	Yds	TD	Lg	No	Yds	TD	Lg	No	Yds	TD	Lg	
Sep 02, 2021	at WKU	34	201	2	31	20	195	1	32	20-43-1	195	1	32	4	57	0	25	0	0	0	0	396
Sep 11, 2021	SAMFORD	57	240	2	24	18	229	2	60	18-30-3	229	2	60	2	38	0	27	2	-7	0	0	469
Sep 18, 2021	at Northwestern St.	42	260	4	53	16	172	1	56	16-23-0	172	1	56	0	0	0	0	1	-10	0	3	432
Sep 25, 2021	at Jacksonville St.	34	171	1	23	19	255	3	54	19-24-0	255	3	54	0	0	0	0	0	0	0	0	426
Oct 09, 2021	MURRAY STATE	45	266	5	28	12	171	1	49	12-18-0	171	1	49	0	0	0	0	0	0	0	0	437
Oct 16, 2021	at Eastern Illinois	49	227	2	29	12	166	1	44	12-21-0	166	1	44	0	0	0	0	2	47	1	34	393
Oct 23, 2021	SOUTHEAST MISSOURI	44	236	3	75	17	221	2	51	17-25-1	221	2	51	1	15	0	15	1	12	0	12	457
Oct 30, 2021	AUSTIN PEAY	40	167	1	32	15	137	1	28	15-32-2	137	1	28	0	0	0	0	1	2	0	2	304
Nov 06, 2021	TENNESSEE STATE	41	298	4	38	11	124	1	30	11-23-0	124	1	30	0	0	0	0	1	2	0	2	422
Nov 13, 2021	at Tennessee Tech	29	313	4	50	17	149	2	62	17-22-0	149	2	62	0	0	0	0	0	0	0	0	462
Nov 20, 2021	at Southeast Missouri	30	165	2	75	12	113	0	24	12-27-1	113	0	24	1	9	0	9	0	0	0	0	278
Nov 27, 2021	at Missouri St.	35	89	2	16	23	272	2	47	23-43-1	272	2	47	1	18	0	18	1	5	0	5	361
Dec 04, 2021	at Montana St.	26	66	0	16	16	112	0	19	16-31-1	112	0	19	4	47	0	16	0	0	0	0	178
Totals		506	2699	32	75	208	2316	17	62	208-362-10	2316	17	62	13	184	0	27	9	51	1	34	5015
Opponent		433	1931	12	73	236	2750	23	91	236-420-17	2750	23	91	34	642	0	45	23	214	0	47	4681

Games: 13 Avg/rush: 5.3 Avg/catch: 11.1 Pass effic: 121.17 KR avg: 14.2 PR avg: 5.7 All purpose avg/game: 426.5 Total offense avg/gm: 385.8

Date	Opponent	TACKLES				SACKS No-Yds	FUMBLE		PASS DEFENSE			BLKD Kick	PAT			OFF	
		Solo	Ast	Total	TFL-Yds		FF	FR-Yds	Int-Yds	QBH	Brk		Att-Mad	Run	Rcv	Saf	Pts
Sep 02, 2021	at WKU	33	25	58	3.0-15	0.0-0	0	0-0	1-0	1	0	0	3-3	0	0	0	21
Sep 11, 2021	SAMFORD	26	32	58	9.0-31	3.0-18	1	0-0	2-24	5	6	0	4-4	0	0	1	33
Sep 18, 2021	at Northwestern St.	38	28	66	6.0-24	2.0-16	2	1-0	2-96	1	7	1	5-5	0	0	0	35
Sep 25, 2021	at Jacksonville St.	29	42	71	4.0-77	2.0-7	2	1-0	0-0	2	4	0	4-4	0	0	0	34
Oct 09, 2021	MURRAY STATE	27	52	79	5.0-8	0.0-0	0	0-0	2-64	5	7	0	6-6	0	0	0	48
Oct 16, 2021	at Eastern Illinois	36	18	54	5.0-19	2.0-15	0	0-0	1-0	5	4	1	4-4	0	0	0	28
Oct 23, 2021	SOUTHEAST MISSOURI	28	30	58	7.0-15	0.0-0	1	1-0	1-0	7	4	0	5-5	0	0	0	38
Oct 30, 2021	AUSTIN PEAY	31	50	81	11.0-45	2.0-13	0	0-0	0-0	2	4	1	2-2	0	0	0	17
Nov 06, 2021	TENNESSEE STATE	24	46	70	6.0-20	4.0-16	1	1-0	1-75	3	7	0	6-5	0	0	0	41
Nov 13, 2021	at Tennessee Tech	28	36	64	6.0-17	0.0-0	0	0-0	2-8	2	5	0	6-6	0	0	0	42
Nov 20, 2021	at Southeast Missouri	25	64	89	7.0-20	1.0-9	0	0-0	2-17	0	3	0	2-2	0	0	0	14
Nov 27, 2021	at Missouri St.	44	14	58	7.0-26	3.0-15	2	3-0	3-10	2	4	0	3-2	0	0	0	32
Dec 04, 2021	at Montana St.	40	44	84	3.0-12	2.0-11	1	1-68	0-0	0	2	1	1-1	0	0	0	7
Totals		409	481	890	79.0-329	21.0-120	10	8-68	17-294	35	57	4	51-49	0	0	1	390
Opponent		400	476	876	68.0-260	15.0-102	10	10-52	10-208	32	56	4	38-37	0	0	0	325

		PUNTING										FIELD GOALS			KICKOFFS				
Date	Opponent	No	Yds	Avg	Long	Blkd	TB	FC	50+	I20	Att-Made	Lg	Blkd	No	Yds	Avg	TB	OB	
Sep 02, 2021	at WKU	6	278	46.3	67	0	0	4	3	1	1-0	0	0	4	209	52.2	0	0	
Sep 11, 2021	SAMFORD	4	168	42.0	49	0	0	2	0	2	2-1	31	1	5	280	56.0	2	1	
Sep 18, 2021	at Northwestern St.	4	172	43.0	57	0	0	2	1	1	0-0	0	0	6	287	47.8	0	0	
Sep 25, 2021	at Jacksonville St.	3	158	52.7	68	0	2	0	2	0	2-2	40	0	7	413	59.0	1	0	
Oct 09, 2021	MURRAY STATE	3	138	46.0	54	0	0	1	1	1	1-0	0	1	8	467	58.4	3	2	
Oct 16, 2021	at Eastern Illinois	4	129	32.2	43	0	0	3	0	1	2-0	0	0	4	182	45.5	1	0	
Oct 23, 2021	SOUTHEAST MISSOURI	5	152	30.4	41	0	0	1	0	0	1-1	26	0	7	383	54.7	2	0	
Oct 30, 2021	AUSTIN PEAY	6	244	40.7	49	0	0	1	0	1	1-1	42	0	4	214	53.5	1	1	
Nov 06, 2021	TENNESSEE STATE	2	92	46.0	51	0	0	0	1	0	0-0	0	0	7	302	43.1	1	0	
Nov 13, 2021	at Tennessee Tech	2	44	22.0	25	0	0	0	0	0	0-0	0	0	8	365	45.6	0	0	
Nov 20, 2021	at Southeast Missouri	5	173	34.6	39	0	0	1	0	0	2-0	0	1	3	194	64.7	2	0	
Nov 27, 2021	at Missouri St.	9	371	41.2	52	0	0	1	1	3	2-2	33	0	7	430	61.4	4	0	
Dec 04, 2021	at Montana St.	7	279	39.9	58	0	0	1	1	3	1-0	0	0	2	128	64.0	1	0	
Totals		60	2398	40.0	68	0	2	17	10	13	15-7	42	3	72	3854	53.5	18	4	
Opponent		51	2110	41.4	60	1	1	22	7	22	27-18	47	3	66	3381	51.2	22	2	

OPPONENT GAME-BY-GAME STATS

Date	Opponent	RUSHING				RECEIVING				PASSING				KICK RET				PUNT RET				Tot Off
		No.	Yds	TD	Lg	No.	Yds	TD	Lg	Cmp-Att-Int	Yds	TD	Lg	No	Yds	TD	Lg	No	Yds	TD	Lg	
Sep 02, 2021	at WKU	25	109	0	21	29	478	8	73	29-36-1	478	8	73	4	98	0	45	2	31	0	24	587
Sep 11, 2021	SAMFORD	18	37	1	13	22	217	1	27	22-38-2	217	1	27	2	14	0	10	1	8	0	8	254
Sep 18, 2021	at Northwestern St.	33	174	0	24	28	249	1	35	28-49-2	249	1	35	3	78	0	45	0	0	0	0	423
Sep 25, 2021	at Jacksonville St.	25	91	1	25	24	318	2	91	24-39-0	318	2	91	5	117	0	35	0	0	0	0	409
Oct 09, 2021	MURRAY STATE	33	112	2	11	19	213	1	51	19-35-2	213	1	51	2	46	0	28	2	31	0	19	325
Oct 16, 2021	at Eastern Illinois	31	120	1	50	14	151	1	24	14-30-1	151	1	24	2	15	0	15	0	0	0	0	271
Oct 23, 2021	SOUTHEAST MISSOURI	29	211	1	66	15	192	2	36	15-28-1	192	2	36	2	57	0	32	1	9	0	9	403
Oct 30, 2021	AUSTIN PEAY	42	95	0	15	11	104	0	30	11-19-0	104	0	30	1	14	0	14	3	9	0	5	199
Nov 06, 2021	TENNESSEE STATE	26	96	1	20	20	219	1	31	20-35-1	219	1	31	5	60	0	41	2	30	0	30	315
Nov 13, 2021	at Tennessee Tech	37	173	0	46	10	74	0	15	10-21-2	74	0	15	3	19	0	19	0	0	0	0	247
Nov 20, 2021	at Southeast Missouri	44	207	1	39	14	205	3	39	14-28-2	205	3	39	1	34	0	34	2	17	0	12	412
Nov 27, 2021	at Missouri St.	30	119	1	54	22	279	3	56	22-42-3	279	3	56	3	66	0	33	4	30	0	15	398
Dec 04, 2021	at Montana St.	60	387	3	73	8	51	0	13	8-20-0	51	0	13	1	24	0	24	6	49	0	47	438
Opponent totals		433	1931	12	73	236	2750	23	91	236-420-17	2750	23	91	34	642	0	45	23	214	0	47	4681
UT Martin		506	2699	32	75	208	2316	17	62	208-362-10	2316	17	62	13	184	0	27	9	51	1	34	5015

Games: 13 Avg/rush: 4.5 Avg/catch: 11.7 Pass effic: 121.17 KR avg: 18.9 PR avg: 9.3 All purpose avg/game: 441.9 Total offense avg/gm: 360.1

Date	Opponent	TACKLES				SACKS		FUMBLE		PASS DEFENSE			BLKD	PAT			OFF	
		Solo	Ast	Total	TFL-Yds	No-Yds		FF	FR-Yds	Int-Yds	QBH	Brk	Kick	Att-Mad	Run	Rcv	Saf	Pts
Sep 02, 2021	at WKU	38	22	60	5.0-20	1.0-7		0	1-0	1-23	3	6	0	8-8	0	0	0	59
Sep 11, 2021	SAMFORD	39	60	99	5.0-16	0.0-0		1	2-0	3-72	3	4	1	3-3	0	0	0	27
Sep 18, 2021	at Northwestern St.	26	48	74	3.0-29	1.0-4		1	2-0	0-0	1	3	0	1-1	0	0	0	10
Sep 25, 2021	at Jacksonville St.	30	28	58	6.0-18	2.0-7		1	1-46	0-0	0	3	0	4-4	0	0	0	31
Oct 09, 2021	MURRAY STATE	35	34	69	3.0-6	0.0-0		0	0-0	0-0	1	2	1	3-3	0	0	0	24
Oct 16, 2021	at Eastern Illinois	44	26	70	6.0-15	1.0-6		1	2-6	0-0	4	4	0	2-2	0	0	0	17
Oct 23, 2021	SOUTHEAST MISSOURI	25	58	83	4.0-14	1.0-9		0	1-0	1-2	3	2	0	3-3	0	0	0	30
Oct 30, 2021	AUSTIN PEAY	23	56	79	5.0-17	1.0-8		1	0-0	2-83	5	5	0	1-1	0	0	0	16
Nov 06, 2021	TENNESSEE STATE	27	32	59	6.0-14	0.0-0		2	1-0	0-0	5	6	1	2-2	0	0	0	20
Nov 13, 2021	at Tennessee Tech	32	14	46	2.0-5	0.0-0		0	0-0	0-0	2	1	0	0-0	0	0	0	3
Nov 20, 2021	at Southeast Missouri	18	38	56	6.0-29	3.0-24		1	0-0	1-0	2	8	1	4-4	0	0	0	31
Nov 27, 2021	at Missouri St.	36	32	68	13.0-53	2.0-15		2	0-0	1-28	1	5	0	4-4	0	0	0	31
Dec 04, 2021	at Montana St.	27	28	55	4.0-24	3.0-22		0	0-0	1-0	2	7	0	3-2	0	0	0	26
Opponent totals		400	476	876	68.0-260	15.0-102		10	10-52	10-208	32	56	4	38-37	0	0	0	325
UT Martin		409	481	890	79.0-329	21.0-120		10	8-68	17-294	35	57	4	51-49	0	0	1	390

Date	Opponent	PUNTING										FIELD GOALS			KICKOFFS				
		No	Yds	Avg	Long	Blkd	TB	FC	50+	I20		Att-Made	Lg	Blkd	No	Yds	Avg	TB	OB
Sep 02, 2021	at WKU	1	44	44.0	44	0	0	0	0	1		1-1	30	0	10	512	51.2	2	0
Sep 11, 2021	SAMFORD	5	215	43.0	51	0	0	2	1	1		2-2	36	0	7	370	52.9	2	0
Sep 18, 2021	at Northwestern St.	4	161	40.2	47	0	0	3	0	3		3-1	27	1	2	82	41.0	0	1
Sep 25, 2021	at Jacksonville St.	3	128	42.7	60	0	0	1	1	2		3-1	33	0	6	365	60.8	5	0
Oct 09, 2021	MURRAY STATE	4	155	38.8	41	0	0	4	0	1		1-1	24	0	3	170	56.7	2	0
Oct 16, 2021	at Eastern Illinois	7	252	36.0	60	1	0	2	2	2		1-1	33	0	4	221	55.2	1	1
Oct 23, 2021	SOUTHEAST MISSOURI	3	118	39.3	44	0	0	1	0	1		3-3	38	0	7	330	47.1	2	0
Oct 30, 2021	AUSTIN PEAY	6	260	43.3	48	0	0	0	0	3		2-1	33	1	4	210	52.5	2	0
Nov 06, 2021	TENNESSEE STATE	3	127	42.3	46	0	0	1	0	2		3-2	28	0	4	235	58.8	3	0
Nov 13, 2021	at Tennessee Tech	3	126	42.0	49	0	0	3	0	2		2-1	35	0	2	80	40.0	0	0
Nov 20, 2021	at Southeast Missouri	4	165	41.2	52	0	0	2	1	2		2-1	18	0	6	266	44.3	1	0
Nov 27, 2021	at Missouri St.	6	282	47.0	57	0	0	3	2	2		1-1	47	0	5	221	44.2	0	0
Dec 04, 2021	at Montana St.	2	77	38.5	48	0	1	0	0	0		3-2	34	1	6	319	53.2	2	0
Opponent totals		51	2110	41.4	60	1	1	22	7	22		27-18	47	3	66	3381	51.2	22	2
UT Martin		60	2398	40.0	68	0	2	17	10	13		15-7	42	3	72	3854	53.5	18	4

BY QUARTER STATISTICS

3RD-DOWN CONVERSIONS

Date	Opponent	Score	Overall		1st Qtr		2nd Qtr		3rd Qtr		4th Qtr		Overtime	
Sep 02	at WKU	L 21-59	10-19	52.6%	2-6	33.3%	2-3	66.7%	2-4	50.0%	4-6	66.7%		
Sep 11	Samford	W 33-27	8-17	47.1%	1-5	20.0%	2-2	100.0%	4-5	80.0%	1-5	20.0%		
Sep 18	at Northwestern St.	W 35-10	6-14	42.9%	2-4	50.0%	1-4	25.0%	1-3	33.3%	2-3	66.7%		
Sep 25	at Jacksonville St.	W 34-31	4-11	36.4%	1-4	25.0%	0-1	0.0%	1-3	33.3%	2-3	66.7%		
Oct 09	Murray State	W 48-24	6-12	50.0%	2-3	66.7%	1-3	33.3%	1-2	50.0%	2-4	50.0%		
Oct 16	at Eastern Illinois	W 28-17	7-16	43.8%	1-3	33.3%	2-4	50.0%	3-5	60.0%	1-4	25.0%		
Oct 23	Southeast Missouri	W 38-30	7-15	46.7%	1-4	25.0%	4-5	80.0%	1-2	50.0%	1-4	25.0%		
Oct 30	Austin Peay	W 17-16	7-17	41.2%	0-4	0.0%	1-3	33.3%	3-5	60.0%	3-5	60.0%		
Nov 06	Tennessee State	W 41-20	8-14	57.1%	2-5	40.0%	4-4	100.0%	1-3	33.3%	1-2	50.0%		
Nov 13	at Tennessee Tech	W 42-3	3-7	42.9%	1-2	50.0%	0-1	0.0%	0-2	0.0%	2-2	100.0%		
Nov 20	at Southeast Missouri	L 14-31	2-13	15.4%	1-3	33.3%	0-2	0.0%	1-4	25.0%	0-4	0.0%		
Nov 27	at Missouri St.	W 32-31	4-17	23.5%	1-5	20.0%	2-5	40.0%	1-3	33.3%	0-4	0.0%		
UT Martin			72-172	41.9%	15-48	31.2%	19-37	51.4%	19-41	46.3%	19-46	41.3%	0-0	0.0%
Opponents			61-160	38.1%	9-36	25.0%	25-51	49.0%	12-34	35.3%	15-39	38.5%	0-0	0.0%

4TH-DOWN CONVERSIONS

Date	Opponent	Score	Overall		1st Qtr		2nd Qtr		3rd Qtr		4th Qtr		Overtime	
Sep 02	at WKU	L 21-59	1-1	100.0%	1-1	100.0%	0-0	0.0%	0-0	0.0%	0-0	0.0%		
Sep 11	Samford	W 33-27	1-2	50.0%	1-1	100.0%	0-1	0.0%	0-0	0.0%	0-0	0.0%		
Sep 18	at Northwestern St.	W 35-10	1-3	33.3%	1-1	100.0%	0-1	0.0%	0-0	0.0%	0-1	0.0%		
Sep 25	at Jacksonville St.	W 34-31	0-0	0.0%	0-0	0.0%	0-0	0.0%	0-0	0.0%	0-0	0.0%		
Oct 09	Murray State	W 48-24	1-1	100.0%	1-1	100.0%	0-0	0.0%	0-0	0.0%	0-0	0.0%		
Oct 16	at Eastern Illinois	W 28-17	2-3	66.7%	0-0	0.0%	1-1	100.0%	0-0	0.0%	1-2	50.0%		
Oct 23	Southeast Missouri	W 38-30	0-1	0.0%	0-0	0.0%	0-0	0.0%	0-0	0.0%	0-1	0.0%		
Oct 30	Austin Peay	W 17-16	2-3	66.7%	0-1	0.0%	0-0	0.0%	1-1	100.0%	1-1	100.0%		
Nov 06	Tennessee State	W 41-20	1-3	33.3%	1-2	50.0%	0-0	0.0%	0-0	0.0%	0-1	0.0%		
Nov 13	at Tennessee Tech	W 42-3	0-0	0.0%	0-0	0.0%	0-0	0.0%	0-0	0.0%	0-0	0.0%		
Nov 20	at Southeast Missouri	L 14-31	1-2	50.0%	0-0	0.0%	0-0	0.0%	0-0	0.0%	1-2	50.0%		
Nov 27	at Missouri St.	W 32-31	1-2	50.0%	1-2	50.0%	0-0	0.0%	0-0	0.0%	0-0	0.0%		
UT Martin			11-21	52.4%	6-9	66.7%	1-3	33.3%	1-1	100.0%	3-8	37.5%	0-0	0.0%
Opponents			10-24	41.7%	1-3	33.3%	4-7	57.1%	2-3	66.7%	3-11	27.3%	0-0	0.0%

TIME OF POSSESSION

Date	Opponent	Score	Overall		1st Qtr		2nd Qtr		3rd Qtr		4th Qtr		Overtime	
Sep 02	at WKU	L 21-59	33:30		9:33		7:08		5:39		11:10			
Sep 11	Samford	W 33-27	43:23		11:43		8:07		12:15		11:18			
Sep 18	at Northwestern St.	W 35-10	30:07		10:07		7:03		6:17		6:40			
Sep 25	at Jacksonville St.	W 34-31	30:40		8:40		3:51		7:25		10:44			
Oct 09	Murray State	W 48-24	31:02		7:35		8:31		5:22		9:34			
Oct 16	at Eastern Illinois	W 28-17	33:44		6:58		6:52		12:13		7:41			
Oct 23	Southeast Missouri	W 38-30	35:03		8:59		11:24		6:42		7:58			
Oct 30	Austin Peay	W 17-16	34:29		8:18		5:15		10:16		10:40			
Nov 06	Tennessee State	W 41-20	32:59		11:03		6:11		9:49		5:56			
Nov 13	at Tennessee Tech	W 42-3	28:26		5:01		7:33		7:54		7:58			
Nov 20	at Southeast Missouri	L 14-31	25:39		5:13		7:13		6:43		6:30			
Nov 27	at Missouri St.	W 32-31	31:44		10:04		6:37		7:49		7:14			
UT Martin			Total		103:14		85:45		98:24		103:23		0:00	
			Avg.		8:36		7:08		8:12		8:36		0:00	
Opponents			Total		76:46		94:15		81:36		76:37		0:00	
			Avg.		6:23		7:51		6:48		6:23		0:00	

REDZONE STATISTICS

UT MARTIN INSIDE OPPONENT RED-ZONE

Date	Opponent	Score	Times	Times	Total	Rush	Pass	FGs	Failed to score inside RZ						
			In RZ	Scored	Pts				FGA	Downs	Int	Fumb	Half	Game	
Sep 02	at WKU	L 21-59	3	2	14	2	2	0	0	1	0	0	0	0	0
Sep 11	Samford	W 33-27	4	3	17	2	2	0	1	0	0	0	1	0	0
Sep 18	at Northwestern St.	W 35-10	5	4	28	4	3	1	0	0	0	0	1	0	0
Sep 25	at Jacksonville St.	W 34-31	4	4	24	3	1	2	1	0	0	0	0	0	0
*Oct 09	Murray State	W 48-24	7	6	41	6	5	1	0	1	0	0	0	0	0
*Oct 16	at Eastern Illinois	W 28-17	5	3	21	3	2	1	0	0	1	0	1	0	0
Oct 23	Southeast Missouri	W 38-30	4	4	24	3	2	1	1	0	0	0	0	0	0
*Oct 30	Austin Peay	W 17-16	2	2	14	2	1	1	0	0	0	0	0	0	0
*Nov 06	Tennessee State	W 41-20	2	2	14	2	1	1	0	0	0	0	0	0	0
*Nov 13	at Tennessee Tech	W 42-3	3	3	21	3	2	1	0	0	0	0	0	0	0
*Nov 20	at Southeast Missouri	L 14-31	3	1	7	1	1	0	0	2	0	0	0	0	0
Nov 27	at Missouri St.	W 32-31	5	5	26	3	2	1	2	0	0	0	0	0	0
Dec 04	at Montana St.	L 7-26	0	0	0	0	0	0	0	0	0	0	0	0	0
Totals			47	39	251	34	24	10	5	4	1	0	3	0	0
39 of 47 (83.0%)															

UT MARTIN INSIDE OPPONENT RED-ZONE

Date	Opponent	Score	Times	Times	Total	Rush	Pass	FGs	Failed to score inside RZ						
			In RZ	Scored	Pts				FGA	Downs	Int	Fumb	Half	Game	
Sep 02	at WKU	L 21-59	5	5	31	4	0	4	1	0	0	0	0	0	0
Sep 11	Samford	W 33-27	3	3	13	1	1	0	2	0	0	0	0	0	0
Sep 18	at Northwestern St.	W 35-10	6	1	3	0	0	0	1	2	2	1	0	0	0
Sep 25	at Jacksonville St.	W 34-31	2	2	10	1	1	0	1	0	0	0	0	0	0
*Oct 09	Murray State	W 48-24	5	4	24	3	2	1	1	0	1	0	0	0	0
*Oct 16	at Eastern Illinois	W 28-17	3	3	17	2	1	1	1	0	0	0	0	0	0
Oct 23	Southeast Missouri	W 38-30	2	2	6	0	0	0	2	0	0	0	0	0	0
*Oct 30	Austin Peay	W 17-16	1	1	3	0	0	0	1	0	0	0	0	0	0
*Nov 06	Tennessee State	W 41-20	4	4	20	2	1	1	2	0	0	0	0	0	0
*Nov 13	at Tennessee Tech	W 42-3	1	1	3	0	0	0	1	0	0	0	0	0	0
*Nov 20	at Southeast Missouri	L 14-31	4	4	24	3	0	3	1	0	0	0	0	0	0
Nov 27	at Missouri St.	W 32-31	3	3	21	3	1	2	0	0	0	0	0	0	0
Dec 04	at Montana St.	L 7-26	4	4	20	2	2	0	2	0	0	0	0	0	0
Totals			43	37	195	21	9	12	16	2	3	1	0	0	0
37 of 43 (86.0%)															

LONGEST PLAYS

20-YARD PLUS PLAYS

Yards	Type	Player(s)	Opponent
*75	Rush	LOGAN, Peyton	Southeast Missouri
*75	Rush	WALLACE, Zak	Southeast Missouri
*75	INT	FORD, John	Tennessee State
*68	FR	WOODS, Jay	Montana St.
66	INT	FORD, John	Northwestern St.
*62	Pass	LAWRENCE, DeRay from HOWARD, Keon	Tennessee Tech
*60	Pass	LOGAN, Peyton from HOWARD, Keon	Samford
56	Pass	DOWELL, Colton from HOWARD, Keon	Northwestern St.
*54	Pass	ROBERTS, Zoe from HOWARD, Keon	Jacksonville St.
*53	Rush	LOGAN, Peyton	Northwestern St.
*51	Pass	LOGAN, Peyton from HOWARD, Keon	Samford
*51	Pass	WILLIAMS, Rodney from HOWARD, Keon	Southeast Missouri
*50	Rush	WALLACE, Zak	Tennessee Tech
49	Pass	DOWELL, Colton from HOWARD, Keon	Murray State
*47	INT	SHIPP, Tevin	Murray State
47	Pass	WILLIAMS, Donnell from WINN, Dresser	Missouri St.
45	Pass	WILLIAMS, Rodney from HOWARD, Keon	Jacksonville St.
44	Rush	LOGAN, Peyton	Tennessee Tech
44	Pass	ROBERTS, Zoe from HOWARD, Keon	Eastern Illinois
41	Rush	LOGAN, Peyton	Northwestern St.
38	Rush	LOGAN, Peyton	Tennessee State
*37	Pass	WILLIAMS, Donnell from WINN, Dresser	Missouri St.
*36	Rush	WALLACE, Zak	Tennessee State
35	Pass	WILLIAMS, Donnell from WINN, Dresser	Missouri St.
35	Rush	LOGAN, Peyton	Northwestern St.
34	Pass	WILLIAMS, Rodney from HOWARD, Keon	Murray State
*34	Rush	LOGAN, Peyton	Tennessee Tech
33	Pass	ODOM, Marqwell from HOWARD, Keon	Jacksonville St.
32	Rush	LOGAN, Peyton	Austin Peay
32	Pass	WILLIAMS, Donnell from HOWARD, Keon	WKU
31	Rush	LOGAN, Peyton	WKU
31	Pass	FIELDS, Randy Jr. from HOWARD, Keon	Northwestern St.
31	Pass	WILLIAMS, Rodney from WINN, Dresser	Missouri St.
30	Rush	FRANKLIN, Sam	Tennessee Tech
30	Pass	WILLIAMS, Donnell from HOWARD, Keon	Tennessee State
30	INT	BAKER, Oshae	Northwestern St.
29	Rush	DuBOSE, David	Tennessee State
29	Rush	WALLACE, Zak	Eastern Illinois
28	Rush	LOGAN, Peyton	WKU
28	Rush	HOWARD, Keon	Murray State
28	Pass	DOWELL, Colton from HOWARD, Keon	Murray State
28	Pass	WILLIAMS, Rodney from WINN, Dresser	Missouri St.
28	Pass	ODOM, Marqwell from HOWARD, Keon	Austin Peay
*27	Pass	DOWELL, Colton from HOWARD, Keon	WKU
27	Pass	DOWELL, Colton from HOWARD, Keon	Jacksonville St.
27	KR	TANKSLEY, DeVonte	Samford
26	Pass	LOGAN, Peyton from HOWARD, Keon	Eastern Illinois
25	KR	LOGAN, Peyton	WKU
25	Pass	WILLIAMS, Donnell from WINN, Dresser	Missouri St.
24	INT	GUY, Vincent	Samford
24	Pass	WILLIAMS, Donnell from HOWELL, Stewart	Southeast Missouri
24	Rush	WALLACE, Zak	Southeast Missouri
24	Pass	WILLIAMS, Rodney from HOWARD, Keon	Southeast Missouri
24	Rush	ODOM, Marqwell	Samford
23	Rush	LOGAN, Peyton	Austin Peay
23	Pass	DOWELL, Colton from HOWARD, Keon	Eastern Illinois
23	Rush	HOWARD, Keon	Jacksonville St.
23	Pass	WILLIAMS, Donnell from HOWARD, Keon	Austin Peay
23	Pass	DOWELL, Colton from HOWARD, Keon	WKU
23	Rush	CASTLEBERRY, Jordan	WKU
22	Pass	LOGAN, Peyton from HOWARD, Keon	Tennessee State
*22	Rush	WALLACE, Zak	Tennessee State
21	Rush	WALLACE, Zak	Tennessee State
21	Pass	WILLIAMS, Donnell from HOWARD, Keon	WKU
*21	Rush	HOWARD, Keon	Tennessee State
21	Rush	WALLACE, Zak	Murray State
21	Pass	WILLIAMS, Rodney from HOWARD, Keon	Eastern Illinois
20	Rush	LOGAN, Peyton	Murray State
20	INT	BAKER, Oshae	Southeast Missouri
20	Rush	WALLACE, Zak	Eastern Illinois
20	Rush	LOGAN, Peyton	Southeast Missouri

* touchdown scored on play

LONGEST PLAYS BY THE NUMBERS

Long Plays By Yards	No.	TD
100+	0	0
90-99	0	0
80-89	0	0
70-79	3	3
60-69	4	3
50-59	6	5
40-49	7	1
30-39	16	3
20-29	35	3

Long Plays By Type	No.	TD
Rushing	29	8
Passing	33	7
Punt returns	0	0
Kick returns	2	0
Interceptions	6	2
Fumble returns	1	1
Other	0	0
TOTAL	71	18

20-YARD PLUS BY PLAYER

Player	No.	TD	R	P	KR	PR	IR	FR
LOGAN, Peyton	18	5	13	4	1	0	0	0
WALLACE, Zak	9	4	9	0	0	0	0	0
WILLIAMS, Donnell	9	1	0	9	0	0	0	0
WILLIAMS, Rodney	7	1	0	7	0	0	0	0
DOWELL, Colton	7	1	0	7	0	0	0	0
HOWARD, Keon	3	1	3	0	0	0	0	0
ODOM, Marqwell	3	0	1	2	0	0	0	0
FORD, John	2	1	0	0	0	0	2	0
ROBERTS, Zoe	2	1	0	2	0	0	0	0
BAKER, Oshae	2	0	0	0	0	0	2	0
LAWRENCE, DeRay	1	1	0	1	0	0	0	0
WOODS, Jay	1	1	0	0	0	0	0	1
SHIPP, Tevin	1	1	0	0	0	0	1	0
CASTLEBERRY, Jordan	1	0	1	0	0	0	0	0
GUY, Vincent	1	0	0	0	0	0	1	0
TANKSLEY, DeVonte	1	0	0	0	1	0	0	0
DuBOSE, David	1	0	1	0	0	0	0	0
FRANKLIN, Sam	1	0	1	0	0	0	0	0
FIELDS, Randy Jr.	1	0	0	1	0	0	0	0
TOTAL	71	18	29	33	2	0	6	1

LONGEST PLAYS OF THE YEAR

Rushing

- 75 WALLACE, Zak vs Southeast Missouri (11/20)
- 75 LOGAN, Peyton vs Southeast Missouri (10/23)

Rushing Touchdown

- 75 WALLACE, Zak vs Southeast Missouri (11/20)
- 75 LOGAN, Peyton vs Southeast Missouri (10/23)

Passing

- 62 LAWRENCE from HOWARD vs Tennessee Tech (11/13)

Passing Touchdown

- 62 LAWRENCE from HOWARD vs Tennessee Tech (11/13)

Punt Return

- 12 HENLEY, Andrew vs Southeast Missouri (10/23)

Kick Return

- 27 TANKSLEY, DeVonte vs Samford (9/11)

Interception Return

- 75 FORD, John vs Tennessee State (11/6/2021)

Punt

- 68 LARCO, Tyler vs Jacksonville St. (9/25)

Field Goal

- 42 LARCO, Tyler vs Austin Peay (10/30/2021)

GAME-BY-GAME PARTICIPATION

#	Name	GP/GS	WKU	SAM	NSU	JSU	MUR	EIU	SEMO	AP	TSU	TTU	SEMO	MSU	MON
25	ABDULLAH, Isaiah	8/-	XXX	...	XXX	XXX	XXX	XXX	XXX	XXX	XXX
17	AKINS, JaQuez	11/9	START	XXX	START	START	START	START	START	...	START	START	START	...	XXX
26	ANDRE, Alexande	6/-	...	XXX	XXX	XXX	XXX	XXX	XXX
1	ANOMA, Eyabi	12/5	START	XXX	...	XXX	XXX	START	START	START	XXX	XXX	START	XXX	XXX
74	APPLETON, Mitch	2/2	START	START
9D	BAKER, Oshae	13/11	START	START	START	START	START	XXX	XXX	START	START	START	START	START	START
73	BIRDYSHAW, Cru	4/-	XXX	XXX	XXX	XXX
75	BOYD, Ethan	1/-	...	XXX	XXX	XXX	XXX
14	CASTLEBERRY, Jo	13/1	XXX	XXX	XXX	XXX	XXX	XXX	XXX	XXX	START	XXX	XXX	XXX	XXX
22	CHEEKS, Fahreed	5/-	XXX	XXX	XXX	XXX	XXX
38	COOLEY, Jermain	10/-	XXX	XXX	XXX	XXX	XXX	XXX	XXX	XXX	XXX	XXX	XXX
44	DAVIS, Giovanni	12/4	...	XXX	XXX	XXX	XXX	XXX	XXX	XXX	START	START	XXX	START	START
99	DAVIS, Kenyonte	11/-	XXX	...	XXX	...	XXX	XXX	XXX	XXX	XXX	XXX	XXX	XXX	XXX
55	DAVIS, Reed	2/-	XXX	XXX
39	DEATON, Jaden	1/-	XXX
92	DOTSON, Daylan	11/-	XXX	...	XXX	XXX	XXX	XXX	XXX	XXX	XXX	XXX	XXX	XXX	...
94	DOWELL, Christi	9/-	XXX	XXX	XXX	...	XXX	XXX	XXX	XXX	XXX	XXX	XXX
15	DOWELL, Colton	6/6	START	START	START	START	START	START
45	DuBOSE, David	13/13	START	START	START	START	START	START	START	START	START	START	START	START	START
12	EVANS, Carson	13/2	START	XXX	XXX	XXX	XXX	XXX	XXX	XXX	XXX	XXX	XXX	XXX	START
0	FIELDS, Randy	13/3	XXX	XXX	XXX	XXX	XXX	XXX	XXX	START	START	START	XXX	XXX	XXX
71	FLOYD, Brandon	2/-	XXX	...	XXX
18	FORD, John	13/12	START	START	START	START	START	START	START	XXX	START	START	START	START	START
29	FRANKLIN, Sam	2/-	XXX	XXX
85	GIBBS, Jaden	11/-	XXX	XXX	XXX	...	XXX	...	XXX	XXX	XXX	XXX	XXX	XXX	XXX
34	GOLDBOURNE, Dio	5/-	XXX	XXX	XXX	XXX	XXX
88	GRIGLIONE, Rich	11/-	XXX	XXX	XXX	XXX	XXX	XXX	XXX	XXX	XXX	XXX	XXX
28	GUY, Vincent	13/-	XXX	XXX	XXX	XXX	XXX	XXX	XXX	XXX	XXX	XXX	XXX	XXX	XXX
8D	HARMON, Korbin	13/5	START	START	START	START	XXX	XXX	XXX	XXX	START	XXX	XXX	XXX	XXX
54	HATCHIE, Mattha	13/13	START	START	START	START	START	START	START	START	START	START	START	START	START
83	HENLEY, Andrew	10/-	XXX	XXX	XXX	XXX	XXX	XXX	XXX	XXX	XXX	XXX
5	HICKS, Robert	9/1	XXX	XXX	XXX	...	XXX	START	XXX	...	XXX	XXX	XXX
9	HOWARD, Keon	10/10	START	START	START	START	START	START	START	START	START	START
39	HOWARD, Xiere	4/-	XXX	XXX	XXX	XXX
1Q	HOWELL, Stewart	5/1	...	XXX	XXX	XXX	START	...	XXX
32	HUNTER, Chris	13/-	XXX	XXX	XXX	XXX	XXX	XXX	XXX	XXX	XXX	XXX	XXX	XXX	XXX
2J	JACKSON, Antoni	1/-	XXX
76	JACKSON, Chris	10/10	START	START	START	START	START	START	START	START	START	START
93	JOHNSON, Jarid	6/-	XXX	XXX	XXX	XXX	XXX	...	XXX
42	JOHNSON, Jariou	2/-	XXX	XXX
34	KENDALL, Hunter	1/-	XXX
24	LANDERS, Jamari	12/4	XXX	START	START	START	START	XXX	XXX	XXX	XXX	...	XXX	XXX	XXX
37	LARCO, Tyler	13/-	XXX	XXX	XXX	XXX	XXX	XXX	XXX	XXX	XXX	XXX	XXX	XXX	XXX
89	LAWRENCE, DeRay	13/2	XXX	XXX	XXX	XXX	XXX	XXX	XXX	XXX	XXX	START	START	XXX	XXX
23	LOGAN, Peyton	13/13	START	START	START	START	START	START	START	START	START	START	START	START	START
19	LUCAS, Jack	11/-	XXX	XXX	XXX	XXX	XXX	XXX	XXX	XXX	XXX	XXX	XXX
43	McABEE, Chris	12/-	XXX	XXX	XXX	XXX	XXX	XXX	XXX	...	XXX	XXX	XXX	XXX	XXX
16	McCALL, Tamel	2/-	XXX	XXX
27	McGOY, JaMichae	4/-	XXX	XXX	XXX	XXX
98	McNAIR, Traquan	1/-	XXX
68	MILLER, Malcolm	10/3	...	XXX	XXX	XXX	XXX	XXX	START	START	XXX	XXX	START
77	MORGAN, Lamar	12/8	START	START	START	START	START	START	XXX	...	START	START	XXX	XXX	XXX
6	MOSS, AJ	1/-	XXX
2D	MOTON, Wanya	3/-	...	XXX	XXX	XXX
67	NEEDHAM, Matthe	11/-	XXX	XXX	XXX	XXX	XXX	...	XXX	...	XXX	XXX	XXX	XXX	XXX
81	NELSON, DJ	4/-	XXX	XXX	XXX	XXX	...
13	ODOM, Marqwell	10/9	...	START	START	START	START	START	START	START	XXX	START	START
79	OLSON, Gavin	13/13	START	START	START	START	START	START	START	START	START	START	START	START	START
49	PARKER, Erin	3/-	XXX	XXX	XXX
47	PICKETT, Austin	13/12	START	START	START	XXX	START	START	START	START	START	START	START	START	START
40	POWERS, Brock	13/-	XXX	XXX	XXX	XXX	XXX	XXX	XXX	XXX	XXX	XXX	XXX	XXX	XXX
20	PROSPERE, Antho	12/1	XXX	START	...	XXX	XXX	XXX	XXX	XXX	XXX	XXX	XXX	XXX	XXX
80	ROBERTS, Zoe	11/8	XXX	XXX	START	START	START	START	START	XXX	START	START	START
95	ROGERS, Jay	13/9	XXX	XXX	XXX	START	START	START	START	START	XXX	START	START	START	START
72	RUSSELL, Jarod	4/3	XXX	START	START	START
10	SHAMBURGER, Sha	11/9	XXX	XXX	START	START	START	START	START	START	START	START	START
66	SHANAHAN, Micha	13/13	START	START	START	START	START	START	START	START	START	START	START	START	START
35	SHIPP, Tevin	12/-	XXX	...	XXX	XXX	XXX	XXX	XXX	XXX	XXX	XXX	XXX	XXX	XXX
30	SIMS, Deven	13/13	START	START	START	START	START	START	START	START	START	START	START	START	START
84	SMOOT, Elijah	6/-	XXX	XXX	XXX	XXX	XXX	XXX
31	STEPHENS, D'Car	13/13	START	START	START	START	START	START	START	START	START	START	START	START	START
4	TANKSLEY, DeVon	2/2	START	START
8	TAYLOR, Tim	6/-	XXX	XXX	XXX	XXX	XXX	XXX
82	TRICE, Airius	4/-	XXX	XXX	...	XXX	XXX
21	WALLACE, Zak	13/-	XXX	XXX	XXX	XXX	XXX	XXX	XXX	XXX	XXX	XXX	XXX	XXX	XXX
7	WEBB, Aaron	12/-	XXX	XXX	XXX	XXX	...	XXX	XXX	XXX	XXX	XXX	XXX	XXX	XXX
36	WEIR, Shamari	13/-	XXX	XXX	XXX	XXX	XXX	XXX	XXX	XXX	XXX	XXX	XXX	XXX	XXX
11	WILLIAMS, Donne	10/8	START	XXX	XXX	START	START	START	START	START	START	START
2	WILLIAMS, Rodne	13/13	START	START	START	START	START	START	START	START	START	START	START	START	START
90	WILLIS, Keion	12/-	XXX	XXX	XXX	XXX	XXX	XXX	XXX	XXX	XXX	XXX	XXX
3	WINN, Dresser	3/2	XXX	START	START
4D	WOODS, Jay	12/12	START	START	START	START	...	START	START	START	START	START	START	START	START
3D	YOUNG, Takeem	10/8	...	START	START	START	START	START	START	START	XXX	START	XXX

GAME-BY-GAME STARTERS

Date	Opponent	QB	RB	WR	WR	WR	TE	LT	LG	C	RG	RT
9/2	at Western Kentucky	Howard	Logan	Dowell	D. Williams	Tanksley	R. Williams	Shanahan	C. Jackson	Hatchie	Olson	Morgan
9/11	SAMFORD	Howard	Logan	Dowell	Tanksley	Odom	R. Williams	Shanahan	C. Jackson	Hatchie	Olson	Morgan
9/18	at Northwestern State	Howard	Logan	Dowell	Roberts	Odom	R. Williams	Shanahan	C. Jackson	Hatchie	Olson	Morgan
9/25	at Jacksonville State	Howard	Logan	Dowell	Roberts	Odom	R. Williams	Shanahan	C. Jackson	Hatchie	Olson	Morgan
10/9	MURRAY STATE*	Howard	Logan	Dowell	Roberts	Odom	R. Williams	Shanahan	C. Jackson	Hatchie	Olson	Morgan
10/16	at Eastern Illinois*	Howard	Logan	Dowell	Roberts	Odom	R. Williams	Shanahan	C. Jackson	Hatchie	Olson	Morgan
10/23	SOUTHEAST MISSOURI	Howard	Logan	D. Williams	Roberts	Odom	R. Williams	Shanahan	C. Jackson	Hatchie	Olson	Miller
10/30	AUSTIN PEAY*	Howard	Logan	D. Williams	Fields	Odom	R. Williams	Shanahan	C. Jackson	Hatchie	Olson	Miller
11/6	TENNESSEE STATE*	Howard	Logan	Castleberry	D. Williams	Fields	R. Williams	Shanahan	C. Jackson	Hatchie	Olson	Morgan
11/13	at Tennessee Tech*	Howard	Logan	Fields	D. Williams	Lawrence	R. Williams	Shanahan	C. Jackson	Hatchie	Olson	Morgan
11/20	at Southeast Missouri*	Howell	Logan	D. Williams	Roberts	Lawrence	R. Williams	Shanahan	Russell	Hatchie	Olson	Miller
11/20	at Missouri State^	Winn	Logan	D. Williams	Roberts	Odom	R. Williams	Shanahan	Russell	Hatchie	Appleton	Olson
12/4	at Montana State^	Winn	Logan	D. Williams	Roberts	Odom	R. Williams	Shanahan	Russell	Hatchie	Appleton	Olson

Date	Opponent	DE	NT	DT	JACK	LB	LB	ROVER	DB	DB	FS	SS
9/2	at Western Kentucky	DuBose	Pickett	Harmon	Anoma	Ford	Stephens	Akins	Woods	Baker	Sims	Evans
9/11	SAMFORD	DuBose	Pickett	Harmon	Landers	Ford	Stephens	Prosperre	Woods	Baker	Sims	Young
9/18	at Northwestern State	DuBose	Pickett	Harmon	Landers	Ford	Stephens	Akins	Woods	Baker	Sims	Young
9/25	at Jacksonville State	DuBose	Rogers	Harmon	Landers	Ford	Stephens	Akins	Woods	Baker	Sims	Young
10/9	MURRAY STATE*	DuBose	Pickett	Rogers	Landers	Ford	Stephens	Akins	Shamburger	Baker	Sims	Young
10/16	at Eastern Illinois*	DuBose	Pickett	Rogers	Anoma	Ford	Stephens	Akins	Woods	Shamburger	Sims	Young
10/23	SOUTHEAST MISSOURI	DuBose	Pickett	Rogers	Anoma	Ford	Stephens	Akins	Woods	Shamburger	Sims	Young
10/30	AUSTIN PEAY*	DuBose	Pickett	Rogers	Anoma	Hicks	Stephens	Baker	Woods	Shamburger	Sims	Young
11/6	TENNESSEE STATE*	DuBose	Pickett	Harmon	G. Davis	Ford	Stephens	Akins	Woods	Shamburger	Sims	Baker
11/13	at Tennessee Tech*	DuBose	Pickett	Rogers	G. Davis	Ford	Stephens	Akins	Woods	Shamburger	Sims	Baker
11/20	at Southeast Missouri*	DuBose	Pickett	Rogers	Anoma	Ford	Stephens	Akins	Woods	Shamburger	Sims	Baker
11/20	at Missouri State^	DuBose	Pickett	Rogers	G. Davis	Ford	Stephens	Baker	Woods	Shamburger	Sims	Young
12/4	at Montana State^	DuBose	Pickett	Rogers	G. Davis	Ford	Stephens	Baker	Woods	Shamburger	Sims	Evans

Date	Opponent	KO	PK	P	H	LS	PR	KR	KR
9/2	at Western Kentucky	Larco	Larco	Larco	McAbee	Powers	Baker	Tanksley	Logan
9/11	SAMFORD	Larco	Larco	Larco	McAbee	Powers	Baker	Tanksley	Logan
9/18	at Northwestern State	Larco	Larco	Larco	McAbee	Powers	Baker	Castleberry	Logan
9/25	at Jacksonville State	Larco	Larco	Larco	McAbee	Powers	Baker	Castleberry	Logan
10/9	MURRAY STATE*	Larco	Larco	Larco	McAbee	Powers	Henley	Castleberry	Logan
10/16	at Eastern Illinois*	Larco	Larco	Larco	McAbee	Powers	Henley	Castleberry	Logan
10/23	SOUTHEAST MISSOURI	Larco	Larco	Larco	McAbee	Powers	Henley	Castleberry	Logan
10/30	AUSTIN PEAY*	Larco	Larco	Larco	McAbee	Powers	Henley	Castleberry	Logan
11/6	TENNESSEE STATE*	Larco	Larco	Larco	McAbee	Powers	Henley	Castleberry	Logan
11/13	at Tennessee Tech*	Larco	Larco	Larco	McAbee	Powers	Henley	Castleberry	Logan
11/20	at Southeast Missouri*	Larco	Larco	Larco	McAbee	Powers	Baker	Castleberry	Logan
11/27	at Missouri State^	Larco	Larco	Larco	McAbee	Powers	Baker	Castleberry	Logan
12/4	at Montana State^	Larco	Larco	Larco	McAbee	Powers	Baker	Castleberry	Logan

GAME-BY-GAME BREAKDOWN

Game	FINAL	SCORE BY QUARTER					FIRST DOWNS				RUSHING			PASSING			OFFENSE		PUNTING	FUMBLES	PENALTY	THIRD	TOTAL
	SCORE	1	2	3	4	OT	RU	PA	PN	TOT	ATT	YDS	TD	C-A-I	YDS	TD	ATT	YDS	NO-AVG	NO-LOST	NO-YDS	DOWNS	TOP
at Western Kentucky	L, 59-21	7	7	0	7	0	9	9	4	22	34	201	2	20-43-1	195	1	77	396	6-278	1-1	9-79	10-19	33:30
SAMFORD	W, 33-27	0	24	7	2	0	16	7	1	25	57	240	2	18-30-3	229	2	87	469	4-168	3-2	5-40	8-17	43:23
at Northwestern State	W, 35-10	14	7	7	7	0	11	6	0	17	42	260	4	16-23-0	172	1	65	432	4-172	2-2	7-63	6-14	30:07
at Jacksonville State	W, 34-31	3	7	10	14	0	11	8	2	21	34	171	1	19-24-0	255	3	58	426	3-158	1-1	6-46	4-11	30:40
MURRAY STATE*	W, 48-28	13	21	7	7	0	15	5	0	20	45	266	5	12-18-0	171	1	63	437	3-138	0-0	8-49	6-12	31:02
at Eastern Illinois*	W, 28-17	7	7	0	14	0	13	6	1	20	49	227	2	12-21-0	166	1	70	393	4-129	2-2	6-64	7-16	33:44
SOUTHEAST MISSOURI	W, 38-30	0	17	14	7	0	7	12	1	20	44	236	3	17-25-1	221	2	69	457	5-152	1-1	6-58	7-15	34:55
AUSTIN PEAY*	W, 17-16	0	0	7	10	0	7	9	1	17	40	167	1	15-32-2	137	1	72	304	6-244	1-0	6-65	7-17	34:29
TENNESSEE STATE*	W, 41-20	0	21	0	20	0	13	4	1	18	41	298	4	11-23-0	124	1	64	422	2-92	3-1	6-47	8-14	32:59
at Tennessee Tech*	W, 42-3	14	21	0	7	0	15	6	3	24	29	313	4	17-22-0	149	2	51	462	2-44	1-0	2-30	3-7	28:26
at Southeast Missouri*	L, 31-14	0	14	0	0	0	5	5	4	14	30	165	2	12-27-1	113	0	57	275	5-173	1-0	7-65	2-13	25:39
at Missouri State^	W, 32-31	3	16	7	6	0	5	11	3	19	35	89	2	23-43-1	272	2	78	361	9-371	2-0	5-50	4-17	31:38
at Montana State^	L, 26-7	0	7	0	0	0	4	7	0	11	26	66	0	16-31-1	112	0	57	178	7-279	2-0	5-28	5-15	23:15

LAST TIME IT HAPPENED...

- INDIVIDUAL -

Rushed for 100 yards -	116, Peyton Logan at Tennessee Tech, 11/13/21
Rushed for 200 yards -	234, Abou Toure at Murray State, 11/1/14
Rushed for 250+ yards -	272, Don Chapman at Southeast Missouri, 10/30/04
Had a 70-yard run -	75, Peyton Logan vs. Southeast Missouri, 10/23/21
Rushed for three TDs -	3, Zak Wallace vs. Murray State, 10/9/21
Rushed for four TDs -	4, Brandyn Young vs. Eastern Illinois, 10/9/08
Passed for 300 yards -	306, John Bachus III at Tennessee State, 3/29/21
Passed for 400 yards -	420, Jarod Neal vs. Murray State, 10/24/15
Passed for 500 yards -	560, Derek Carr at Murray State, 10/13/12
Threw three TD passes -	3, Keon Howard at #9 Jacksonville State, 9/25/21
Threw five+ TD passes -	5, John Bachus III at Tennessee Tech, 10/12/19
Had 100 yards receiving -	178, Donnell Williams at #10 Missouri State, 11/27/21
Had 150 yards receiving -	178, Donnell Williams at #10 Missouri State, 11/27/21
Had 200 yards receiving -	283, William Mackall vs. Troy State, 10/29/88
Had a 70-yard reception -	73, Colton Dowell at Tennessee Tech, 10/12/19
Caught three TD passes -	3, Jaylon Moore at No. 24 Austin Peay, 11/9/19
Returned onside kickoff for TD -	43, Tae Martin vs. Tennessee Tech, 9/24/16
Returned conventional kickoff for TD -	95, Peyton Logan at Eastern Kentucky, 10/21/17
Returned punt for TD -	65, Terry Williams vs. No. 18 Jacksonville State, 11/2/19
Returned punt at least 75 yards -	79, Londell Lee at Hawai'i, 9/10/16
Returned INT for TD -	75, John Ford vs. Tennessee State, 11/6/21
Returned a fumble for TD -	68, Jay Woods at #8 Montana State, 12/4/21
Made three+ FGs -	3, Tyler Larco at Austin Peay, 3/21/21
Made a 50-yard FG -	50, Ryan Courtright at No. 24 Austin Peay, 11/9/19
Punt 55 yards or longer -	68, Tyler Larco at #9 Jacksonville State, 9/25/21
Had 10-14 tackles -	12, John Ford at #8 Montana State, 12/4/21
Had 15+ tackles -	15, James Gilleylen vs. Tennessee Tech, 11/10/18
Multi-Sacks -	2.0, David DuBose at #10 Missouri State, 11/27/21
Multi-Forced fumbles -	2, Kevin Prather, Jr. at No. 24 Eastern Illinois, 11/5/12
Multi-Interceptions -	2, Takeem Young vs. Tennessee Tech, 4/11/21

- TEAM -

Shutout an opponent -	24-0 at Tennessee Tech, 11/18/17
Shutout consecutive opponents -	3 vs. Milliken, SEMO and Jacksonville State, 1967
Rushed for more than 300 yards -	313 at Tennessee Tech, 11/13/21
Rushed for more than 400 yards -	402 at Murray State, 11/1/14
Passed for more than 300 yards -	327 vs. Tennessee Tech, 4/11/21
Passed for more than 400 yards -	420 vs. Murray State, 10/24/15
Passed for more than 500 yards -	560 at Murray State, 10/13/12
Had more than 500 yards total off. -	553 at Tennessee Tech, 10/12/19
Had more than 600 yards total off. -	661 vs. Murray State, 10/24/15
Scored 50 points -	55 at Tennessee Tech, 10/12/19
Scored 60 points -	84 vs. Bacone, 9/17/16
Scored 70 points -	84 vs. Bacone, 9/17/16
Failed to rush for 100 yards -	66 at #8 Montana State, 12/4/21
Failed to pass for 100 yards -	67 at Tennessee State, 10/18/14
Held opponent to < 100 yards rushing -	96 vs. Tennessee State, 11/6/21
Held opponent to < 100 yards passing -	74 at Tennessee Tech, 11/13/21
Held opponent to < 100 yards total off. -	74 vs. Iowa Wesleyan, 9/3/09
Held opponent to < 200 yards total off. -	199 vs. Austin Peay, 10/30/21
Held opponent without a TD -	at Tennessee Tech, 11/13/21
Scored a safety -	vs. Samford, 9/11/21 (Intentional Grounding Penalty)
Committed no turnovers -	at Tennessee Tech, 11/13/21
Forced opponent into five turnovers -	6 at #10 Missouri State, 11/27/21
Never had to punt -	at Tennessee State, 10/1/16
Blocked a punt -	David DuBose at Eastern Illinois, 10/16/21
Returned blocked punt for TD -	D'Carrious Stephens (34) at Eastern Illinois, 10/16/21
Blocked a field goal -	Korbin Harmon at #8 Montana State, 12/4/21
Returned blocked FG for TD -	87, Jordan Landry at Austin Peay, 10/17/15
Blocked two+ field goals -	2 vs. Tennessee State, 10/10/15
Blocked FGs in consecutive weeks -	1 at SEMO, 11/4/17; 1 vs. No. 2 Jacksonville St, 11/11/17
Blocked a PAT -	Daylan Dotson at Austin Peay, 3/21/21
Returned PAT for 2 pts -	Thad Williams vs. Eastern Illinois, 10/6/12
Scored 2-pt conversion -	Joe Hudson at No. 10 Jacksonville State, 11/3/18
Recovered on-side kick (kicking team) -	vs. Chattanooga, 9/15/18
Recovered on-side kick (receiving team) -	vs. Tennessee State, 11/6/21
Two w/ 100 yards rushing -	DJ McNeil/Trent Garland at Chattanooga, 8/29/13
Two w/ 100 yards passing -	Jarod Neal/Dylan Favre vs. Eastern Kentucky, 9/20/14
Two w/ 100 yards receiving -	Caylon Weathers/William Tanner at Eastern Kentucky, 11/7/15
Won OT game -	vs. Tennessee Tech (W, 30-23 OT), 10/4/03
Lost OT game -	at Eastern Illinois (L, 24-21 OT), 10/20/18
Rallied from down 14 to win -	Down 16 vs. Austin Peay, 10/30/21
Beat ranked FCS opponent -	at #10 Missouri State, 11/27/21
Beat FCS team ranked in top 15 -	at #10 Missouri State, 11/27/21
Beat FBS opponent -	at Memphis (20-17), 9/1/12
Last time ranked in the STATS Top 25 -	No. 13, 12/10/22
Last time ranked in the Coaches Poll Top 25 -	No. 12, 12/10/22

- INDIVIDUAL -

Rushed for 100 yards -	181, Tommy Mellott/176 Isaiah Ifanse at #8 Montana State, 12/4/21
Rushed for 200 yards -	207, Arkee Whitlock at Southern Illinois, 11/25/06
Rushed for 250+ yards -	298, Kory Chapman at Jacksonville State, 10/11/03
Had a 70-yard run -	70, Eugene Brazley at Ole Miss, 9/5/15
Rushed for three TDs -	3, Kentel Williams at No. 24 Austin Peay, 11/9/19
Rushed for four TDs -	5, Alex Collins at Arkansas, 10/31/15
Passed for 300 yards -	424, Bailey Zappe at Western Kentucky, 9/2/21
Passed for 400 yards -	424, Bailey Zappe at Western Kentucky, 9/2/21
Passed for 500 yards -	537, Casey Brockman at Murray State, 10/13/12
Threw three TD passes -	3, Jason Shelley at #10 Missouri State, 11/27/21
Threw five+ TD passes -	7, Bailey Zappe at Western Kentucky, 9/2/21
Had 100 yards receiving -	110, Xavier Lane at #10 Missouri State, 11/27/21
Had 150 yards receiving -	171, Emanuel Hall at Missouri, 9/1/18
Had 200 yards receiving -	225, Adam Drake vs. Eastern Illinois, 9/23/13
Had a 70-yard reception -	73, Daewood Davis at Western Kentucky, 9/2/21
Caught three TD passes -	3, Marcus Kemp at Hawai'i, 9/10/16
Returned onside kickoff for TD -	N/A
Returned conventional kickoff for TD -	96, DeVon Johnson vs. No. 20 Tennessee State, 9/24/17
Returned punt for TD -	35, Wayne Parks at Middle Tennessee, 9/8/18
Returned punt at least 75 yards -	91, Dontrell Johnson at Murray State, 9/25/10
Returned INT for TD -	Koby Perry (75)/Isaiah Norman (8) vs. Austin Peay, 10/30/21
Returned a fumble for TD -	46, Jaylen Swain at #9 Jacksonville State, 9/25/21
Made three+ FGs -	3, Kenny Doak vs. Southeast Missouri, 10/23/21
Made a 50-yard FG -	51, Antonio Zita at Tennessee State, 3/29/21
Punt 55 yards or longer -	60, Jack Dawson at #9 Jacksonville State, 9/25/21
Had 10-14 tackles -	10, Callah O'Reilly at #8 Montana State, 12/4/21
Had 15+ tackles -	16, Koby Perry vs. Austin Peay, 10/30/21
Multi-Sacks -	1.5, Josh Avery at No. 24 Southeast Missouri, 10/26/19
Multi-Forced fumbles -	N/A
Multi-Interceptions -	2, BJ Clay at Georgia State, 10/22/16

- TEAM -

Shutout an opponent -	45-0 at No. 11 Florida, 9/7/19
Shutout consecutive opponents -	2 at Eastern Kentucky and Samford, 1993
Rushed for more than 300 yards -	338 at Ole Miss, 9/5/15
Rushed for more than 400 yards -	at Jacksonville State, 10/11/03
Passed for more than 300 yards -	478 at Western Kentucky, 9/2/21
Passed for more than 400 yards -	478 at Western Kentucky, 9/2/21
Passed for more than 500 yards -	501 vs. Eastern Illinois, 11/23/13
Had more than 500 yards total off. -	587 at Western Kentucky, 9/2/21
Had more than 600 yards total off. -	662 at Ole Miss, 9/5/15
Scored 50 points -	59 at Western Kentucky, 9/2/21
Scored 60 points -	63 at Arkansas, 10/31/15
Scored 70 points -	76 at Ole Miss, 9/5/15
Failed to rush for 100 yards -	91 at #9 Jacksonville State, 9/25/21
Failed to pass for 100 yards -	at Tennessee Tech, 11/13/21
Held Skyhawks to fewer than 100 yards rushing -	66 at #8 Montana State, 12/4/21
Held Skyhawks to fewer than 100 yards passing -	67 at Tennessee State, 10/18/14
Held Skyhawks without a TD -	at No. 11 Florida, 9/7/19
Scored a safety -	vs. Eastern Illinois (Blocked Punt through endzone), 3/7/21
Committed no turnovers -	0 at Tennessee State, 3/29/21
Forced opponent into five turnovers -	5 vs. Samford, 9/11/21
Never had to punt -	at Tennessee Tech, 11/21/02
Blocked a punt -	DeAirious Smith vs. Eastern Illinois, 3/7/21
Returned blocked punt for TD -	0, Taylor Lanigan vs. Murray State, 9/25/10
Blocked a field goal -	Ty Leonard at Southeast Missouri, 11/20/21
Blocked a PAT -	Eric Johnson at #10 Missouri State, 11/27/21
Attempted 2-pt conversion -	vs. Austin Peay, 10/30/21
Rallied from down 14 to win -	14 at Southern Illinois, 9/14/19

**CELEBRATING
75 YEARS OF
EXCELLENCE**



#OVC75

OHIO VALLEY CONFERENCE



OVC WEEKLY AWARDS

OVC OFFENSIVE PLAYER OF THE WEEK

Date	Player	Team
Sept. 5	Preston Rice	Murray State
Sept. 12	Peyton Logan	UT Martin
Sept. 19	Peyton Logan	UT Martin
	Draylen Ellis	Austin Peay
Sept. 26	Keon Howard	UT Martin
	Geno Hess	Southeast Missouri
Oct. 3	Jeremy Hickbottom	Tennessee State
Oct. 10	Keon Howard	UT Martin
	Geno Hess	Southeast Missouri
Oct. 17	Zak Wallace	UT Martin
	DJ Williams	Murray State
Oct. 24	Ahmaad Tanner	Austin Peay
Oct. 31	Jeremy Hickbottom	Tennessee State
Nov. 7	Zak Wallace	UT Martin
	Draylen Ellis	Austin Peay
Nov. 14	Draylen Ellis	Austin Peay
	DJ Williams	Murray State
Nov. 21	Drae McCray	Austin Peay

OVC DEFENSIVE PLAYER OF THE WEEK

Date	Player	Team
Sept. 5	Johnathon Edwards	Austin Peay
Sept. 12	D'Carrious Stephens	UT Martin
Sept. 19	John Ford	UT Martin
	Jack McDonald	Austin Peay
Sept. 26	Jordan Miles	Eastern Illinois
Oct. 3	Russell Dandy	Eastern Illinois
Oct. 10	Brandon Mincey	Southeast Missouri
Oct. 17	D'Carrious Stephens	UT Martin
Oct. 24	James Green	Tennessee State
	Devin Squires	Tennessee Tech
Oct. 31	Eyabi Anoma	UT Martin
	Koby Perry	Austin Peay
Nov. 7	Johnathon Edwards	Austin Peay
	Marcis Floyd	Murray State
Nov. 14	Trai Hodges	Southeast Missouri
Nov. 21	Shamari Simmons	Austin Peay

OVC SPECIALIST OF THE WEEK

Date	Player	Team
Sept. 5	Tyler Larco	UT Martin
Sept. 12	Logen Neidhardt	Eastern Illinois
Sept. 19	Zach Haynes	Southeast Missouri
Sept. 26	Tyler Larco	UT Martin
	Kenny Doak	Southeast Missouri
Oct. 3	Aaron Baum	Murray State
Oct. 10	Hayden Olsen	Tennessee Tech
Oct. 17	Malik Honeycutt	Murray State
Oct. 24	Kenny Doak	Southeast Missouri
Oct. 31	Zach Haynes	Southeast Missouri
Nov. 7	Aaron Baum	Murray State
Nov. 14	Maddux Trujillo	Austin Peay
Nov. 21	Aaron Baum	Murray State

OVC NEWCOMER OF THE WEEK

Date	Player	Team
Sept. 5	Keon Howard	UT Martin
Sept. 12	Keon Howard	UT Martin
Sept. 19	Rodell Rahmaan	Tennessee State
Sept. 26	Zoe Roberts	UT Martin
Oct. 3	Russell Dandy	Eastern Illinois
Oct. 10	Zak Wallace	UT Martin
Oct. 17	Zak Wallace	UT Martin
	DJ Williams	Murray State
Oct. 24	Keon Howard	UT Martin
Oct. 31	Eyabi Anoma	UT Martin
	Jeremy Hickbottom	Tennessee State
Nov. 7	Keon Howard	UT Martin
	Drae McCray	Austin Peay
Nov. 14	Keon Howard	UT Martin
	Drae McCray	Austin Peay
Nov. 21	Drae McCray	Austin Peay



OVC STANDINGS

SCHOOL	CONF	PCT.	OVERALL	PCT.	HOME	AWAY	NEUTRAL	STREAK
#12 UT Martin	5-1	.833	10-3	.769	5-0	5-3	0-0	L1
Austin Peay	4-2	.667	6-5	.545	3-2	3-3	0-0	W3
Southeast Missouri	4-2	.667	4-7	.364	3-2	1-5	0-0	W1
Murray State	3-3	.500	6-5	.545	4-1	2-4	0-0	W3
Tennessee State	3-3	.500	5-6	.455	3-1	2-3	0-2	L3
Tennessee Tech	1-5	.167	3-8	.273	2-3	1-5	0-0	L3
Eastern Illinois	1-5	.167	1-10	.091	0-4	1-6	0-0	L6



PRESEASON ALL-OVC

Preseason Offensive Player of the Year
Draylen Ellis, Austin Peay

Offense

QB - Preston Rice, Murray State
QB - Draylen Ellis, Austin Peay
RB - Devon Starling, Tennessee State
RB - Geno Hess, Southeast Missouri
FB - Benjamin Johnson, Tennessee State
WR - Zack Smith, Southeast Missouri
WR - Colton Dowell, UT Martin
WR - LaMarte Brooks, Murray State
WR - Donnell Williams, UT Martin
WR - Cam Wyche, Tennessee State
WR - Jacob Bell, Murray State
TE - Rodney Williams II, UT Martin
OL - Cam Durley, Tennessee State
OL - Bucky Williams, Austin Peay
OL - Jaden Rosenthal, Southeast Missouri
OL - Levi Nesler, Murray State
OL - Jacob Vance, Murray State
OL - Shyron Rodgers, Southeast Missouri
OL - Matthan Hatchie, UT Martin
OL - Colby McKee, Austin Peay
OL - Seth Johnson, Austin Peay

Preseason Defensive Player of the Year
Kordell Jackson (NB), Austin Peay

Defense

DT - Bryson Donnell, Southeast Missouri
DT - Davaon Hawkins, Tennessee State
DE - Chris Tucker, Tennessee Tech
DE - Ethan Edmondson, Murray State
OLB - Omaradrick Douglas, Southeast Missouri
OLB - Scotty Humpich, Murray State
OLB - James Green, Tennessee State
ILB - Eric Samuta, Murray State
ILB - Jason Johnson, Eastern Illinois
ILB - Jack McDonald, Austin Peay
CB - Marcis Floyd, Murray State
CB - Jay Woods, UT Martin
S - Deven Sims, UT Martin
S - Josh Reliford, Tennessee Tech
S - Josh Green, Tennessee State
NB - Kordell Jackson, Austin Peay

Specialists

K - Antonio Zita, Tennessee State
P - Zach Haynes, Southeast Missouri
KR - Matt Judd, Eastern Illinois
PR - Malik Honeycutt, Murray State

OVC IN THE POLLS WEEK-BY-WEEK



OVC PREDICTED ORDER

	AP	STATS/FCS	COACHES	TSU	TTU	UTM	Predicted Order of Finish	
PRESEASON	20/25	-/-	RV/RV	RV/-	-/-	-/-	1. Murray State (7)	64
SEPT. 6	17/18	-	RV/RV	-	-	-	2. Austin Peay (4)	60
SEPT. 13	19/21	-	RV/RV	-	-	-	Southeast Missouri (3)	60
SEPT. 20	19/20	-	RV/RV	-	-	RV/-	4. UT Martin	38
SEPT. 27	RV/RV	-	RV/RV	-	-	23/24	5. Tennessee State	32
OCT. 4	-/RV	-	RV/RV	-	-	21/21	6. Tennessee Tech	28
OCT. 11	-	-	-	-	-	17/16	7. Eastern Illinois	12
OCT. 18	-	-	-	-	-	13/13		
OCT. 25	-	-	-	-	-	12/13		
NOV. 1	-	-	-	-	-	15/11		
NOV. 8	-	-	-	-	-	13/10		
NOV. 15	-	-	-	-	-	13/8		
NOV. 22	-/RV	-	-	-	-	13/16		
FINAL	-	-	-	-	-	12/13		

OHIO VALLEY CONFERENCE



ALL-OVC FIRST TEAM

OVC Offensive Player of the Year: Keon Howard (QB), UT Martin
OVC Defensive Player of the Year: Koby Perry (SAF), Austin Peay
OVC Freshman of the Year: DJ Williams (QB), Murray State
Roy Kidd OVC Coach of the Year: Jason Simpson, UT Martin

OFFENSE

Player, School	Pos.	Ht.	Wt.	Yr.
Keon Howard, UT Martin	QB	6-1	215	Gr.
Geno Hess, Southeast Missouri *	RB	5-8	209	Sr.
Peyton Logan, UT Martin \$	RB	5-8	190	Sr.
Zak Wallace, UT Martin	RB	6-0	220	R-Fr.
Baniko Harley, Austin Peay	WR	6-0	227	Gr.
Drae McCray, Austin Peay	WR	5-8	176	Fr.
LaMarte Brooks, Murray State *	WR	6-1	192	R-Jr.
Eugene Minter, Austin Peay	WR	6-3	215	Gr.
Rodell Rahmaan, Tennessee State	TE	6-4	230	Gr.
Levi Nelser, Murray State *	OC	6-1	318	R-Jr.
Zack Gieg, Southeast Missouri	OC	6-1	296	Jr.
Matthan Hatchie, UT Martin #	OC	6-2	310	Jr.
Michael Shanahan, UT Martin	OT	6-5	310	R-So.
Jacob Vance, Murray State *	OT	6-4	328	R-Sr.
Bucky Williams, Austin Peay *!	OT	6-3	295	R-Jr.
Robert Lacey, Tennessee State	OG	6-3	340	Jr.

DEFENSE

Player, School	Pos.	Ht.	Wt.	Yr.
Chris Tucker, Tennessee Tech *&	DE	6-2	270	Gr.
Bryson Donnell, Southeast Missouri *	DT	6-1	293	Sr.
Austin Pickett, UT Martin &	DT	6-1	270	Gr.
David DuBose, UT Martin	DE	6-3	265	Gr.
Omardrick Douglas, Southeast Missouri #	OLB	6-3	234	Gr.
John Ford, UT Martin	ILB	6-3	230	Gr.
Jason Johnson, Eastern Illinois *!	ILB	6-2	200	R-Sr.
Brandon Mincey, Southeast Missouri	ILB	6-0	242	Sr.
James Green, Tennessee State #	OLB	6-1	220	R-Jr.
Marcis Floyd, Murray State *	CB	6-0	188	R-So.
Koby Perry, Austin Peay	SAF	6-0	174	Gr.
Deven Sims, UT Martin *	SAF	6-2	200	R-Jr.
Johnathon Edwards, Austin Peay	CB	6-2	192	Gr.
Kordell Jackson, Austin Peay *&	NICKEL	5-10	185	Gr.

SPECIALISTS

Player, School	Pos.	Ht.	Wt.	Yr.
Kenny Doak, Southeast Missouri	K	5-10	200	Gr.
Zach Haynes, Southeast Missouri *	P	6-1	170	Jr.
Dayron Johnson, Tennessee State	KR	5-9	180	So.
Dayron Johnson, Tennessee State	PR	5-9	180	So.

* - 1st Team All-OVC in 2020
 # - 2nd Team All-OVC in 2020
 % - OVC All-Newcomer Team in 2020
 & - 1st Team All-OVC in 2019
 \$ - 2nd Team All-OVC in 2019
 ! - OVC All-Newcomer in 2019
 ^ - 1st Team All-OVC in 2018
 ? - OVC All-Newcomer in 2018



ALL-OVC SECOND TEAM

OFFENSE

Player, School	Pos.	Ht.	Wt.	Yr.
Draylen Ellis, Austin Peay %	QB	6-0	175	So.
Jeremy Hickbottom, Tennessee State	QB	6-4	210	Gr.
Damonta Witherspoon, Murray State #%	RB	5-10	206	R-Fr.
Devon Starling, Tennessee State *%	RB	6-1	200	So.
David Gist, Tennessee Tech	RB	5-11	190	Jr.
Colton Dowell, UT Martin *\$	WR	6-3	215	R-Jr.
Johnny King, Southeast Missouri	WR	6-4	180	Sr.
Isaiah Hill, Eastern Illinois !	WR	5-11	190	R-Jr.
Zaire Thornton, Tennessee State	WR	6-2	180	R-Fr.
Quinton Cross, Tennessee Tech	WR	5-11	175	R-So.
Rodney Williams II, UT Martin #	TE	6-4	235	Gr.
Nate Korte, Southeast Missouri	OT	6-4	305	Sr.
Kurt Huff, Tennessee Tech	OC	6-3	300	Gr.
Chris Jackson, UT Martin	OG	6-9	330	Gr.
Gavin Olson, UT Martin	OG	6-4	290	So.
Lamar Morgan, UT Martin	OT	6-5	305	So.
Colby McKee, Austin Peay #	OG	6-4	252	Gr.
Joe Ware, Austin Peay	OT	6-3	309	Gr.

DEFENSE

Player, School	Pos.	Ht.	Wt.	Yr.
Ethan Edmondson, Murray State #%	DE	6-3	246	R-Jr.
Teray Jones, Tennessee State	DT	6-1	310	R-So.
Terrell Allen, Austin Peay	DT	6-0	275	So.
Jordan Miles, Eastern Illinois	DE	6-2	215	R-Fr.
Tim Varga, Eastern Illinois	DE	6-3	240	R-So.
JaQuez Akins, UT Martin #&!	OLB	5-9	185	Sr.
Jack McDonald, Austin Peay *	ILB	6-0	210	Gr.
Eric Samuta, Murray State *	ILB	5-10	215	R-Jr.
Bryce Norman, Southeast Missouri	ILB	6-0	220	Fr.
Darnel Victor, Murray State	OLB	6-2	223	R-Jr.
Jay Woods, UT Martin *	CB	5-11	185	Gr.
Cory Rahman, Tennessee State	SAF	6-2	195	Sr.
Josh Reliford, Tennessee Tech #	SAF	5-10	200	R-Jr.
Shawn Shamburger, UT Martin	CB	5-11	190	Sr.
Jordan Vincent, Eastern Illinois	NICKEL	5-10	185	R-Fr.

SPECIALISTS

Player, School	Pos.	Ht.	Wt.	Yr.
Maddux Trujillo, Austin Peay	K	6-1	160	Fr.
Aaron Baum, Murray State	K	6-2	250	R-Jr.
Matt Rigney, Austin Peay	P	6-4	204	R-So.
Shabari Davis, Southeast Missouri #	KR	6-0	193	Gr.
Malik Honeycutt, Murray State * ^?	PR	5-10	177	R-Sr.



OVC ALL-NEWCOMER TEAM

Player, School	Pos.	Ht.	Wt.	Yr.
Drae McCray, Austin Peay	WR	5-8	176	Fr.
Maddux Trujillo, Austin Peay	K	6-1	160	Fr.
Russell Dandy, Eastern Illinois	CB	6-0	175	Jr.
Harrison Bey-Buie, Eastern Illinois	RB	5-10	205	Fr.
DJ Williams, Murray State	QB	6-2	202	R-Fr.
CJ Ogbonna, Southeast Missouri	QB	6-2	215	Jr.
Zack Gieg, Southeast Missouri	OG	6-1	296	Jr.
Bryce Norman, Southeast Missouri	ILB	6-0	220	Fr.
Jeremiah Frazier, Tennessee State	OC	6-3	315	Fr.
Eyabi Anoma, UT Martin	OLB	6-6	270	R-So.
Lamar Morgan, UT Martin	RT	6-5	305	So.

GAME ONE | WESTERN KENTUCKY

Sept. 2 | Houchens-Smith Stadium | Bowling Green, Ky.
7 pm | Att: 16,236



21 - 59

FINAL

UTM	7	7	0	7
WKU	7	21	17	14

UT MARTIN (0-1)
SKYHAWKS

VS

WKU (1-0)
HILLTOPPERS

STATISTICAL LEADERS

	UTM	WKU
FIRST DOWNS	22	25
Rushing	9	6
Passing	9	18
Penalty	4	1
NET YARDS RUSHING	201	109
Rushing Attempts	34	25
Average Per Rush	5.9	4.4
Rushing Touchdowns	2	0
Yards Gained Rushing	219	117
Yards Lost Rushing	18	8
NET YARDS PASSING	195	478
Completions-Attempts-Int	20-43-1	29-36-1
Average Per Attempt	4.5	13.3
Average Per Completion	9.8	16.5
Passing Touchdowns	1	8
TOTAL OFFENSE YARDS	396	587
Total offense plays	77	61
Average Gain Per Play	5.1	9.6
Fumbles: Number-Lost	1-1	0-0
Penalties: Number-Yards	9-79	8-69
PUNTS-YARDS	6-278	1-44
Average Yards Per Punt	46.3	44.0
Net Yards Per Punt	41.2	44.0
Inside 20	1	1
50+ Yards	3	0
Touchbacks	0	0
Fair catch	4	0
KICKOFFS-YARDS	4-209	10-512
Average Yards Per Kickoff	52.2	51.2
Net Yards Per Kickoff	27.8	40.5
Touchbacks	0	2
Fair Catch Yards	0	90
Punt returns: Number-Yards-TD	0-0-0	2-31-0
Average Per Return	0.0	15.5
Kickoff returns: Number-Yds-TD	4-57-0	4-98-0
Average Per Return	14.2	24.5
Interceptions: Number-Yds-TD	1-0-0	1-23-0
Fumble Returns: Number-Yds-TD	0-0-0	0-0-0
Miscellaneous Yards	0	0
Possession Time	33:30	26:30
1st Quarter	9:33	5:27
2nd Quarter	7:08	7:52
3rd Quarter	5:39	9:21
4th Quarter	11:10	3:50
Third-Down Conversions	10 of 19	4 of 6
Fourth-Down Conversions	1 of 1	0 of 0
Red-Zone Scores-Chances	2-3	5-5
Touchdowns	2-3	4-5
Field goals	0-3	1-5
Sacks By: Number-Yards	0-0	1-7
PAT Kicks	3-3	8-8
Field Goals	0-1	1-1
Points off turnovers	0	14

» GAME NOTES

It was the fifth meeting between UT Martin and Western Kentucky while marking the first matchup since 2000. UT Martin is now 0-5 in the series.

The Skyhawks moved to 1-29 all-time against FBS foes.

15 different players made their Skyhawk debut in the season-opener

The Skyhawks tallied 200 rushing yards, marking the second-most yards on the ground since the 2019 season

With the two touchdowns, Keon Howard became the first Skyhawk quarterback to tally a pair of rushing scores since 2007 against Samford.

Tyler Larco booted a 67-yard punt in the second quarter to mark the 10th longest in program history.

Junior receiver Colton Dowell posted his sixth career 100-yard receiving game with six catches for 102 yards and a touchdown. The touchdown marked the 12th of his career.

Graduate cornerback Jay Woods tallied the first interception of his Skyhawk career on the first defensive drive of the contest.

UT MARTIN FOOTBALL COMES UP SHORT IN OFFENSIVE SHOOTOUT AT WKU 59-21

BOWLING GREEN, Ky. – The University of Tennessee at Martin football team showed glimpses of an explosive offensive unit but could not outmatch a gunslinging Western Kentucky squad, dropping the season opener on the road by a score of 59-21.

The Skyhawks (0-1) jumped out to an early lead with a strong scoring drive on the opening possession followed up by an impressive interception on the Tops first drive to give fans a glimpse of the team's potential. After the early score, WKU settled down and found its groove in a big way behind its star quarterback before rattling off 59 points – including eight passing touchdowns.

UT Martin began the season by tallying 396 yards of total offense while posting a strong ground attack with 201 rushing yards. The Skyhawks averaged 5.9 yards per carry on the team's 34 rush attempts while the passing game saw the squad throw for 195 yards while tossing one touchdown.

While the offensive day would have ranked as the second-best outing during the shortened 2020 campaign, it was no match for the explosive Hilltopper offense. WKU made easy work of the UT Martin defense after its opening drive, tallying 587 yards of total offense while 478 of those yards came through the air. With the nation's passing leader in Bailey Zappe playing his first game in a Tops uniform, he picked up where he left off at Houston Baptist with over 10,000 passing yards by completing 28-of-35 pass attempts for 424 yards and seven touchdowns.

Graduate transfer quarterback Keon Howard led the Skyhawk offense on the gridiron with a strong debut. Howard completed 20-of-43 pass attempts while throwing for 195 yards and one touchdown. He also used his mobility to rattle off 44 yards on the ground while punching in a pair of rushing touchdowns from two and nine yards out, respectively. With his day, he became the first Skyhawk quarterback to rush for two touchdowns in a game since Dexter Anoka accomplished the feat on Oct. 13, 2007 against Samford.

Other top contributors on the offensive end was Peyton Logan who made the most of his seven carries by scampering for 75 yards on the afternoon, highlighted by a big 31-yard carry. In the passing game, the team's two All-OVC receivers in Colton Dowell and Donnell Williams posted nice season debuts. Dowell tallied his sixth career 100-yard receiving game with 102 yards and his 12th career touchdown. Williams led the team with seven catches while tallying 80 yards – including a 32-yard one-handed snag.

Defensively, All-OVC graduate cornerback Jay Woods left an early impression by snagging his first career interception on the opponent's first offensive drive. Meanwhile, another All-OVC selection in Deven Sims continued his trend after leading the team with tackles last season by recording a game-high 10 stops. The pair of Carson Evans and D'Carrious Stephens also posted nice individual efforts with eight tackles while Louisville transfer Robert Hicks tallied seven of his own.

On special teams, All-OVC specialist Tyler Larco posted a big night in the punting game by averaging 46.3 yards per punt. His best punt came in the second quarter when he flipped the field inside the team's own 20 by booting a career-long 67-yard attempt which ranks as the 10th longest punt in program history. He also made three PATS for three total points.

SCORING SUMMARY

Team	Qtr/Time	Scoring play	Conversion	P-Yds-TOP	Score
UTM	1st-11:04	HOWARD, Keon 2 yd run	LARCO kick	10-75-3:56	7-0
WKU	1st-04:09	DAVIS, D. 73 yd pass from ZAPPE, B.	NARVESON kick	2-75-0:41	7-7
WKU	2nd-14:56	TINSLEY, M. 10 yd pass from ZAPPE, B.	NARVESON kick	6-55-2:36	7-14
WKU	2nd-09:31	STERNES, JERR 22 yd pass from ZAPPE, B.	NARVESON kick	6-59-2:40	7-21
WKU	2nd-01:43	CORLEY, M. 8 yd pass from ZAPPE, B.	NARVESON kick	12-79-4:58	7-28
UTM	2nd-00:10	DOWELL, Colton 27 yd pass from HOWARD, Keon	LARCO kick	6-85-1:27	14-28
WKU	3rd-12:51	STERNES, JERR 7 yd pass from ZAPPE, B.	NARVESON kick	5-53-2:09	14-35
WKU	3rd-11:10	SIMON, J. 45 yd pass from ZAPPE, B.	NARVESON kick	2-47-0:48	14-42
WKU	3rd-03:02	NARVESON, B. 30 yd field goal	-	12-68-5:06	14-45
WKU	4th-14:17	SIMON, J. 3 yd pass from ZAPPE, B.	NARVESON kick	4-57-2:01	14-52
UTM	4th-07:22	HOWARD, Keon 9 yd run	LARCO kick	14-75-6:54	21-52
WKU	4th-05:36	BURT JR, C. 54 yd pass from BAKER, C.	NARVESON kick	3-65-1:41	21-59

STATISTICAL LEADERS

» UT MARTIN

RUSHING	ATT	YDS	TD	LG
LOGAN	7	75	0	31
HOWARD	12	44	2	11
PASSING	C-A-I	YDS	TD	LG
HOWARD, KEON	20-43-1	195	1	32
RECEIVING	NO.	YDS	TD	LG
D. WILLIAMS	7	80	0	32
DOWELL	6	102	1	27
DEFENSE	S	A	TOT	OTHER
SIMS	6	4	10	0.5 TFL
STEPHENS/EVANS	6/4	2/4	8	-

» WESTERN KENTUCKY

RUSHING	ATT	YDS	TD	LG
ROBICHAUX	9	44	0	10
COFIELD	10	40	0	10
PASSING	C-A-I	YDS	TD	LG
ZAPPE	28-35-1	424	7	73
RECEIVING	NO.	YDS	TD	LG
STERNES	7	107	2	36
TINSLEY	5	58	1	21
DEFENSE	S	A	TOT	OTHER
KINCADE	5	2	7	-
3 TIED	-	-	5	-



STATISTICAL LEADERS

	SAM	UTM
FIRST DOWNS	11	25
Rushing	1	16
Passing	9	7
Penalty	1	1
NET YARDS RUSHING	37	240
Rushing Attempts	18	57
Average Per Rush	2.1	4.2
Rushing Touchdowns	1	2
Yards Gained Rushing	57	268
Yards Lost Rushing	20	28
NET YARDS PASSING	217	229
Completions-Attempts-Int	22-38-2	18-30-3
Average Per Attempt	5.7	7.6
Average Per Completion	9.9	12.7
Passing Touchdowns	1	2
TOTAL OFFENSE YARDS	254	469
Total offense plays	56	87
Average Gain Per Play	4.5	5.4
Fumbles: Number-Lost	1-0	3-2
Penalties: Number-Yards	6-46	5-40
PUNTS-YARDS	5-215	4-168
Average Yards Per Punt	43.0	42.0
Net Yards Per Punt	44.4	40.0
Inside 20	1	2
50+ Yards	1	0
Touchbacks	0	0
Fair catch	2	2
KICKOFFS-YARDS	7-370	5-280
Average Yards Per Kickoff	52.9	56.0
Net Yards Per Kickoff	40.3	43.2
Touchbacks	2	2
Fair Catch Yards	60	0
Punt returns: Number-Yards-TD	1-8-0	2--7-0
Average Per Return	8.0	-3.5
Kickoff returns: Number-Yds-TD	2-14-0	2-38-0
Average Per Return	7.0	19.0
Interceptions: Number-Yds-TD	3-72-1	2-24-0
Fumble Returns: Number-Yds-TD	0-0-0	0-0-0
Miscellaneous Yards	0	22
Possession Time	16:37	43:23
1st Quarter	3:17	11:43
2nd Quarter	6:53	8:07
3rd Quarter	2:45	12:15
4th Quarter	3:42	11:18
Third-Down Conversions	4 of 12	8 of 17
Fourth-Down Conversions	0 of 2	1 of 2
Red-Zone Scores-Chances	3-3	3-4
Touchdowns	1-3	2-4
Field goals	2-3	1-4
Sacks By: Number-Yards	0-0	3-18
PAT Kicks	3-3	4-4
Field Goals	2-2	1-2
Points off turnovers	17	3

>> GAME NOTES

It was the 20th meeting between UT Martin and Samford while marking the first matchup since 2007. UTM is now 4-15-1 in the series

The Skyhawks overcame their first deficit of greater than 14 points since 2015 after trailing by 17 in the first quarter

UT Martin scored 26 unanswered points after trailing 20-7

JaQuez Akins tallied the team's first safety since 2016 after forcing an intentional grounding penalty on the offense in their endzone

The Skyhawks improved to 14-2 in home openers under head coach Jason Simpson

Three players earned OVC Player of the Week honors following the contest with Peyton Logan (Offensive), D'Carrious Stephens (Defensive) and Keon Howard (Newcomer) receiving honors

UT Martin accumulated 469 yards of total offense, ranking as the highest single-game output since 2019

Peyton Logan tallied a pair of receiving touchdowns, sprinting down the left sideline for scores of 60 and 51-yards

BIG COMEBACK EFFORT LEADS SKYHAWKS TO WIN IN HOME OPENER OVER SAMFORD 33-27

MARTIN, Tenn. – A large first quarter deficit proved to be surmountable for the University of Tennessee at Martin football team on Saturday evening as the squad overcame an early 17-point hole before picking up a 33-27 non-conference victory in the home opener.

The Skyhawks (1-1) stumbled out of the gates by compounding mistakes which led to five first half turnovers and 17 unanswered points by the visiting Bulldogs. With Samford visiting Graham Stadium for the first time since 2007 when both teams were members of the Ohio Valley Conference, UT Martin turned to its home crowd of 5,869 fans and big plays to spark its rally.

While a quick look at a box score can be deceiving, the Skyhawks were dominant during large stretches. As a whole, UT Martin tallied 469 yards of total offense along with four total touchdowns while the defense limited an explosive Samford team to just 254 yards – including 37 yards on the ground. With the win, the Skyhawks recorded their first victory after trailing by 14 points or more since 2015.

After being held scoreless for the first quarter, UT Martin wasted little time getting on the board in the opening minutes of the second. The Skyhawks needed just two plays to find the endzone as quarterback Keon Howard connected with Peyton Logan with a screen pass on the left side before the running back broke free and scampered 60 yards down the sideline for a touchdown. Following another scoring driving – this time punctuated by a seven-yard rushing touchdown by Howard – the tandem connected again on a nearly identical play as Logan tip-toed down the sideline and into the endzone to give the Skyhawks their first lead of the night at 21-20.

With a new game at hand, UT Martin went into halftime holding a 24-20 advantage after a 31-yard field goal by Tyler Larco split the uprights as time expired in the second quarter.

UT Martin added to its margin in the second half as Zak Wallace polished a long 14-play scoring drive which eclipsed eight minutes by punching in a touchdown from two yards out with 5:13 to play in the third. The team tallied their final points with 9:54 to play in the game as JaQuez Akins got to the quarterback for a sack and a safety in the endzone.

The game took another dramatic turn in the fourth quarter as Samford saw the home team score 19 unanswered points. Wanting to find a final push, the Bulldogs traveled 87 yards over 2:15 before Liam Welch found Montrell Washington for a 24-yard touchdown. With the contest back down to a six-point margin, the Bulldogs hoped for a late comeback but an interception by D'Carrious Stephens with 1:29 to play sealed the victory for UT Martin.

SCORING SUMMARY

Team	Qtr/Time	Scoring play	Conversion	P-Yds-TOP	Score
SAM	1st-12:21	DeMarcus Ware 4 yd run	Zach Williams kick	1-9-0:13	7-0
SAM	1st-08:55	Zach Williams 26 yd field goal	-	6-21-1:43	10-0
SAM	1st-01:45	Ty Herring 61 yd interception return	Zach Williams kick	-	17-0
UTM	2nd-12:33	LOGAN, Peyton 60 yd pass from HOWARD, Keon	LARCO, Tyler kick	2-52-0:43	17-7
SAM	2nd-09:56	Zach Williams 36 yd field goal	-	8-57-2:37	20-7
UTM	2nd-04:25	HOWARD, Keon 7 yd run	LARCO, Tyler kick	10-75-5:31	20-14
UTM	2nd-02:13	LOGAN, Peyton 51 yd pass from HOWARD, Keon	LARCO, Tyler kick	3-59-1:15	20-21
UTM	2nd-00:00	LARCO, Tyler 31 yd field goal	-	4-29-0:33	20-24
UTM	3rd-05:13	WALLACE, Zak 2 yd run	LARCO, Tyler kick	14-57-8:20	20-31
UTM	4th-09:54	AKINS, JaQuez safety	-	-	20-33
SAM	4th-03:36	M. Washington 24 yd pass from Liam Welch	Zach Williams kick	11-87-2:15	27-33

STATISTICAL LEADERS

>> UT MARTIN

RUSHING	ATT	YDS	TD	LG
HOWARD, KEON	16	66	1	11
WALLACE, ZAK	15	59	1	16
PASSING	C-A-I	YDS	TD	LG
HOWARD, KEON	18-30-3	229	2	60
RECEIVING	NO.	YDS	TD	LG
LOGAN, PEYTON	4	122	2	60
LAWRENCE, DERAY	3	13	0	10
DEFENSE	S	A	TOT	OTHER
FORD, JOHN	4	3	7	1 PBU
STEPHENS, D'CARR	2	3	5	1 INT

>> SAMFORD

RUSHING	ATT	YDS	TD	LG
WELCH, LIAM	9	19	0	13
STANTON, JAY	5	14	0	7
PASSING	C-A-I	YDS	TD	LG
WELCH, LIAM	22-38-2	217	1	27
RECEIVING	NO.	YDS	TD	LG
WASHINGTON, M.	5	72	1	27
WATSON, KENDALL	5	59	0	26
DEFENSE	S	A	TOT	OTHER
EAST, NATHAN	7	6	13	3.5 TFL
TURNER, S.	4	5	9	-

GAME THREE | NORTHWESTERN STATE

Sept. 18 | Turpin Stadium | Natchitoches, La.
6 pm | Att: 9, 146



STATISTICAL LEADERS

	UTM	NSU
FIRST DOWNS	17	26
Rushing	11	8
Passing	6	16
Penalty	0	2
NET YARDS RUSHING	260	174
Rushing Attempts	42	33
Average Per Rush	6.2	5.3
Rushing Touchdowns	4	0
Yards Gained Rushing	302	193
Yards Lost Rushing	42	19
NET YARDS PASSING	172	249
Completions-Attempts-Int	16-23-0	28-49-2
Average Per Attempt	7.5	5.1
Average Per Completion	10.8	8.9
Passing Touchdowns	1	1
TOTAL OFFENSE YARDS	432	423
Total offense plays	65	82
Average Gain Per Play	6.6	5.2
Fumbles: Number-Lost	2-2	2-1
Penalties: Number-Yards	7-63	1-15
PUNTS-YARDS	4-172	4-161
Average Yards Per Punt	43.0	40.2
Net Yards Per Punt	43.0	42.8
Inside 20	1	3
50+ Yards	1	0
Touchbacks	0	0
Fair catch	2	3
KICKOFFS-YARDS	6-287	2-82
Average Yards Per Kickoff	47.8	41.0
Net Yards Per Kickoff	34.8	41.0
Touchbacks	0	0
Fair Catch Yards	5	24
Punt returns: Number-Yards-TD	1--10-0	0-0-0
Average Per Return	-10.0	0.0
Kickoff returns: Number-Yds-TD	0-0-0	3-78-0
Average Per Return	0.0	26.0
Interceptions: Number-Yds-TD	2-96-0	0-0-0
Fumble Returns: Number-Yds-TD	0-0-0	0-0-0
Miscellaneous Yards	13	0
Possession Time	30:07	29:53
1st Quarter	10:07	4:53
2nd Quarter	7:03	7:57
3rd Quarter	6:17	8:43
4th Quarter	6:40	8:20
Third-Down Conversions	6 of 14	6 of 15
Fourth-Down Conversions	1 of 3	1 of 3
Red-Zone Scores-Chances	4-5	1-6
Touchdowns	4-5	0-6
Field goals	0-5	1-6
Sacks By: Number-Yards	2-16	1-4
PAT Kicks	5-5	1-1
Field Goals	0-0	1-3
Points off turnovers	14	0

» GAME NOTES

Jason Simpson earned his 92nd career victory to move into a tie for 5th place on the OVC all-time wins list

Two players earned OVC Player of the Week honors following the contest with Peyton Logan (Offensive) and John Ford (Defensive) receiving honors

Peyton Logan set a new career-high with 179 rushing yards while averaging 12.8 yards per carry

John Ford tallied a 66-yard interception return

Keon Howard recorded his third straight game with a rushing touchdown

The Skyhawks won their first back-to-back non-conference contests since 2008

Keon Howard tallied three total touchdowns for the third straight game

Oshae Baker recorded his first career interception

Korbin Harmon registered his fifth career blocked kick on a field goal attempt

The Skyhawks held the Demons to just 1-of-6 on scoring chances from within their redzone

SKYHAWKS DISMANTLE NORTHWESTERN STATE FOR BIG 35-10 NON-CONFERENCE ROAD VICTORY

NATCHITOCHES, La. – The University of Tennessee at Martin football squad never trailed in a dominating road effort this evening, chalking up a 35-10 triumph against Northwestern State at Turpin Stadium.

The Skyhawks (2-1) scored the first 21 points of the contest and never let the host Demons get within single-digits over the final three quarters. Offensively, UT Martin ran 65 plays for 432 yards, featuring 260 rushing yards on 42 attempts. The vaunted Skyhawk defense conceded just 10 points, forced Northwestern State into three turnovers and held the Demons to 1-of-6 scoring opportunities in the redzone (only conceding a field goal).

Two-time Ohio Valley Conference Newcomer of the Week Keon Howard accounted for three total touchdowns (two rushing, one passing), completing 16 of his 23 passes for 172 yards. Peyton Logan dialed up a career-best 179 yards on 14 totes for a remarkable 12.8 yards-per-carry average, capping off the win after a 53-yard score with under 90 seconds to go. Colton Dowell paced eight UT Martin players who had a reception, snaring four passes for 84 yards while Rodney Williams hauled in his fifth career touchdown.

Takeem Young equaled a career-high with 10 tackles (seven solo) tonight while Oshae Baker and John Ford each came away with momentum-changing interceptions. Jay Woods (team-best 1.5 tackles for loss), Austin Pickett (sack, forced fumble), Carson Evans (game-high three pass breakups), Alexander Andre (fumble recovery), Giovanni Davis (sack) and Korbin Harmon (fifth career blocked kick) all made big plays for the Skyhawks.

On special teams, Tyler Larco was a perfect 5-for-5 in PAT opportunities and also boomed four punts for a 43.0-yard average, including a long of 57 yards.

Tonight’s victory moved UT Martin head coach Jason Simpson into fifth place for the most wins in OVC history. It was his 92nd career victory, tying him with longtime Eastern Illinois head coach Bob Spoo.

The Skyhawks wasted little time establishing their dominance, marching downfield for 75 yards on 13 plays during the opening drive of the game. Howard found Williams for an 14-yard touchdown strike to make the score 7-0 at the 9:23 mark of the first quarter.

Howard found paydirt on a six-yard rush at the 55-second mark of the first quarter to extend UT Martin’s advantage out to 14-0.

After leading the nation last season in blocked kicks, Harmon was up to his old tricks in the second quarter. He rose above the crowd to block a 24-yard field goal try with 12:23 remaining before the halftime break.

Larco pinned the Demons back at their own 15-yard line to start the next drive and Baker snagged his first career pick on the first play after the possession change. Getting the ball on the Northwestern State two-yard line, Howard leapt in for a quarterback sneak to pad UT Martin’s lead out to 21-0 at the 1:59 mark of the second quarter.

Zak Wallace tallied his first touchdown of the season on a five-yard score while Logan punctuated the big road win with a 53-yard score with 1:24 to play in the contest.

SCORING SUMMARY

Team	Qtr/Time	Scoring play	Conversion	P-Yds-TOP	Score
UTM	1st-09:23	WILLIAMS, Rodne 14 yd pass from HOWARD, Keon	LARCO, Tyler kick	13-75-5:37	7-0
UTM	1st-00:55	HOWARD, Keon 6 yd run	LARCO, Tyler kick	6-85-3:00	14-0
UTM	2nd-01:59	HOWARD, Keon 1 yd run	LARCO, Tyler kick	3-2-1:22	21-0
NSU	2nd-00:00	Godina, Eddie 27 yd field goal	-	10-65-1:58	21-3
NSU	3rd-12:20	Griffin, Jay 21 yd pass from Fletcher, Kaleb	Godina, Eddie kick	6-65-2:31	21-10
UTM	3rd-04:01	WALLACE, Zak 5 yd run	LARCO, Tyler kick	6-33-2:55	28-10
UTM	4th-01:24	LOGAN, Peyton 53 yd run	LARCO, Tyler kick	4-92-1:01	35-10

STATISTICAL LEADERS

» UT MARTIN

RUSHING	ATT	YDS	TD	LG
LOGAN, PEYTON	14	179	1	53
HOWARD, KEON	9	39	2	19
PASSING	C-A-I	YDS	TD	LG
HOWARD, KEON	16-23-0	172	1	56
RECEIVING	NO.	YDS	TD	LG
DOWELL, COLTON	4	84	0	56
ODOM, MARQWELL	4	21	0	12
DEFENSE	S	A	TOT	OTHER
YOUNG, TAKEEM	7	3	10	1 PBU
FORD, JOHN	3	2	5	1 INT

» NORTHWESTERN STATE

RUSHING	ATT	YDS	TD	LG
FLETCHER, KALEB	16	71	0	24
ADAMS, SCOOTER	11	57	0	24
PASSING	C-A-I	YDS	TD	LG
FLETCHER, KALEB	28-47-2	249	1	35
RECEIVING	NO.	YDS	TD	LG
ADAMS, SCOOTER	6	36	0	15
LANDRY, GAVIN	5	55	0	20
DEFENSE	S	A	TOT	OTHER
DAIGLE, JOHN	1	7	8	-
MOORE, KYLE	4	1	5	-

GAME FOUR | #9 JACKSONVILLE STATE

Sept. 25 | Burgess-Snow Field at JSU Stadium | Jacksonville, Ala.
3 pm | Att: 18,648



STATISTICAL LEADERS

	UTM	JSU
FIRST DOWNS	21	20
Rushing	11	4
Passing	8	13
Penalty	2	3
NET YARDS RUSHING	171	91
Rushing Attempts	34	25
Average Per Rush	5.0	3.6
Rushing Touchdowns	1	1
Yards Gained Rushing	183	101
Yards Lost Rushing	12	10
NET YARDS PASSING	255	318
Completions-Attempts-Int	19-24-0	24-39-0
Average Per Attempt	10.6	8.2
Average Per Completion	13.4	13.2
Passing Touchdowns	3	2
TOTAL OFFENSE YARDS	426	409
Total offense plays	58	64
Average Gain Per Play	7.3	6.4
Fumbles: Number-Lost	1-1	1-1
Penalties: Number-Yards	6-46	7-65
PUNTS-YARDS	3-158	3-128
Average Yards Per Punt	52.7	42.7
Net Yards Per Punt	39.3	42.7
Inside 20	0	2
50+ Yards	2	1
Touchbacks	2	0
Fair catch	0	1
KICKOFFS-YARDS	7-413	6-365
Average Yards Per Kickoff	59.0	60.8
Net Yards Per Kickoff	38.7	40.0
Touchbacks	1	5
Fair Catch Yards	0	22
Punt returns: Number-Yards-TD	0-0-0	0-0-0
Average Per Return	0.0	0.0
Kickoff returns: Number-Yds-TD	0-0-0	5-117-0
Average Per Return	0.0	23.4
Interceptions: Number-Yds-TD	0-0-0	0-0-0
Fumble Returns: Number-Yds-TD	0-0-0	1-46-1
Miscellaneous Yards	0	0
Possession Time	30:40	29:20
1st Quarter	8:40	6:20
2nd Quarter	3:51	11:09
3rd Quarter	7:25	7:35
4th Quarter	10:44	4:16
Third-Down Conversions	4 of 11	5 of 13
Fourth-Down Conversions	0 of 0	0 of 1
Red-Zone Scores-Chances	4-4	3-3
Touchdowns	3-4	2-3
Field goals	1-4	1-3
Sacks By: Number-Yards	2-7	2-7
PAT Kicks	4-4	4-4
Field Goals	2-2	1-3
Points off turnovers	3	7

» GAME NOTES

Jason Simpson earned his 93rd career victory to move into sole possession of 5th place on the OVC all-time wins list

Three players earned OVC Player of the Week honors following the contest with Keon Howard (Offensive), Tyler Larco (Specialist) and Zoe Roberts (Newcomer) receiving honors

First time for three consecutive nonconference victories in as many weeks in UT Martin's Division I FCS history (since 1992)

The win marked the first in Jacksonville since 1997

First win against a top-10 ranked opponent since 2013

Tyler Larco's 68-yard punt ranked as the 9th longest in program history

Keon Howard's three touchdowns adds to his OVC leading total of 12

Second time this season the Skyhawks have limited their opponent to fewer than 100 yards rushing

UT MARTIN UPENDS NO. 9 JACKSONVILLE STATE FOR THIRD STRAIGHT NONCONFERENCE VICTORY

JACKSONVILLE, Ala. – For the first time in 34 years, the University of Tennessee at Martin football team strolled into Burgess-Snow Field at JSU Stadium and emerged victorious as the Skyhawks dialed up a gigantic 34-31 triumph over the No. 9 ranked Jacksonville State Gamecocks today.

The win marked the first UT Martin victory in Jacksonville since 1987 and the first nonconference road win over a top-15 squad since defeating Chattanooga on Sept. 16, 2017. The win improved the Skyhawks to 3-1 on the 2021 campaign, compiling three nonconference victories in as many weeks for the first time since joining the NCAA Division I Football Championship Subdivision ranks in 1992.

The Skyhawks had to come from behind today, trailing by as many as 14 points before nabbing their first lead of the contest with 10:34 remaining in the fourth quarter. The Keon Howard to Zoe Roberts connection proved to be pivotal late as those two linked up for the go-ahead and eventual game-winning touchdown scores over a 3:38 stretch.

Howard ended his day by completing 79.2 percent (19-for-24) of his pass attempts for 255 yards and three touchdowns. He also added 40 yards on six carries as UT Martin outgained the host Gamecocks by a 426-409 margin in yards.

Peyton Logan (game-high 67 yards) and Zak Wallace (63 rushing yards on nine rushes, one touchdown) helped the Skyhawks gain 171 yards on the ground.

Six different Skyhawks caught a pass today as Colton Dowell registered six receptions for 84 yards and a touchdown. Roberts, a freshman from Perry, Fla., enjoyed a breakout day with four catches, 73 yards and two touchdowns on five targets.

Defensively, JaQuez Akins came away with a team-high five tackles (three solo), 1.5 tackles for loss and a sack. Oshae Baker (six tackles, two pass breakups, one fumble recovery) and Takeem Young (five tackles, one forced fumble) guided a swarming UT Martin secondary against its former Ohio Valley Conference foe Jacksonville State, who had one of the biggest FCS wins of the season after knocking off Florida State on Sept. 11.

After falling behind 17-3 in the second quarter, UT Martin later went on to score 21 unanswered points over the course of eight minutes to erase an 11-point margin in the third quarter and take a double-digit lead at 34-24 in the fourth.

Specialist Tyler Larco made a pair of field goals from 26 and 40 yards out while averaging 52.7 yards per punt on three attempts. His best came on a 68-yard punt which ranked tied for the ninth longest in program history.

SCORING SUMMARY

Team	Qtr/Time	Scoring play	Conversion	P-Yds-TOP	Score
JSU	1st-13:05	SWAIN, Jaylen 46 yd fumble recovery	KARAJIC, Alen kick	-	0-7
JSU	1st-07:39	EDWARDS, Ahmad 9 yd pass from Cooper, Zerrick	KARAJIC, Alen kick	7-60-3:29	0-14
UTM	1st-02:51	LARCO, Tyler 26 yd field goal	-	8-66-4:48	3-14
JSU	2nd-08:04	KARAJIC, Alen 33 yd field goal	-	11-64-5:31	3-17
UTM	2nd-05:55	WALLACE, Zak 17 yd run	LARCO, Tyler kick	4-75-2:09	10-17
UTM	3rd-04:36	LARCO, Tyler 40 yd field goal	-	4-49-2:00	13-17
JSU	3rd-02:57	WELLS, PJ 30 yd pass from Cooper, Zerrick	KARAJIC, Alen kick	5-70-1:39	13-24
UTM	3rd-00:55	DOWELL, Colton 14 yd pass from HOWARD, Keon	LARCO, Tyler kick	6-75-2:02	20-24
UTM	4th-10:34	ROBERTS, Zoe 4 yd pass from HOWARD, Keon	LARCO, Tyler kick	7-82-3:40	27-24
UTM	4th-06:56	ROBERTS, Zoe 54 yd pass from HOWARD, Keon	LARCO, Tyler kick	3-65-1:30	34-24
JSU	4th-05:34	COOPER, Zerrick 2 yd run	KARAJIC, Alen kick	5-67-1:02	34-31

STATISTICAL LEADERS

» UT MARTIN

RUSHING	ATT	YDS	TD	LG
LOGAN, PEYTON	12	67	0	12
WALLACE, ZAK	9	63	1	17
PASSING	C-A-I	YDS	TD	LG
HOWARD, KEON	19-24-0	255	3	54
RECEIVING	NO.	YDS	TD	LG
DOWELL, COLTON	6	84	1	27
ROBERTS, ZOE	4	73	2	54
DEFENSE	S	A	TOT	OTHER
BAKER, OSHAE	5	1	6	1 FR
FORD, JOHN	1	5	6	0.5 TFL

» JACKSONVILLE STATE

RUSHING	ATT	YDS	TD	LG
COOPER, ZERRICK	10	45	1	25
WIGGINS, RON	5	29	0	20
PASSING	C-A-I	YDS	TD	LG
COOPER, ZERRICK	24-39-0	318	2	36
RECEIVING	NO.	YDS	TD	LG
WELLS, PJ	6	93	1	30
EDWARDS, AHMAD	6	87	1	31
DEFENSE	S	A	TOT	OTHER
BENTON, MARKAIL	3	5	8	-
CLARK, MARSHALL	4	3	7	1 PBU

GAME FIVE | MURRAY STATE

Oct. 9 | Hardy Graham Stadium | Martin, Tenn.
2 pm | Att: 7,111






48 - 24



UT MARTIN (4-1, 1-0 OVC)
#21 SKYHAWKS

VS

MURRAY STATE (2-3, 0-1 OVC)
RACERS

FINAL

UTM	13	21	7	7
MSU	3	0	14	7

STATISTICAL LEADERS

	UTM	MSU
FIRST DOWNS	18	20
Rushing	7	15
Passing	8	5
Penalty	3	0
NET YARDS RUSHING	112	266
Rushing Attempts	33	45
Average Per Rush	3.4	5.9
Rushing Touchdowns	2	5
Yards Gained Rushing	120	272
Yards Lost Rushing	8	6
NET YARDS PASSING	213	171
Completions-Attempts-Int	19-35-2	12-18-0
Average Per Attempt	6.1	9.5
Average Per Completion	11.2	14.2
Passing Touchdowns	1	1
TOTAL OFFENSE YARDS	325	437
Total offense plays	68	63
Average Gain Per Play	4.8	6.9
Fumbles: Number-Lost	0-0	0-0
Penalties: Number-Yards	4-48	8-49
PUNTS-YARDS	4-155	3-138
Average Yards Per Punt	38.8	46.0
Net Yards Per Punt	38.8	35.7
Inside 20	1	1
50+ Yards	0	1
Touchbacks	0	0
Fair catch	4	1
KICKOFFS-YARDS	3-170	8-467
Average Yards Per Kickoff	56.7	58.4
Net Yards Per Kickoff	40.0	43.2
Touchbacks	2	3
Fair Catch Yards	23	0
Punt returns: Number-Yards-TD	2-31-0	0-0-0
Average Per Return	15.5	0.0
Kickoff returns: Number-Yds-TD	2-46-0	0-0-0
Average Per Return	23.0	0.0
Interceptions: Number-Yds-TD	0-0-0	2-64-1
Fumble Returns: Number-Yds-TD	0-0-0	0-0-0
Miscellaneous Yards	0	-87
Possession Time	28:58	31:02
1st Quarter	7:25	7:35
2nd Quarter	6:29	8:31
3rd Quarter	9:38	5:22
4th Quarter	5:26	9:34
Third-Down Conversions	4 of 13	6 of 12
Fourth-Down Conversions	2 of 4	1 of 1
Red-Zone Scores-Chances	4-5	6-7
Touchdowns	3-5	6-7
Field goals	1-5	0-7
Sacks By: Number-Yards	0-0	0-0
PAT Kicks	3-3	6-6
Field Goals	1-1	0-1
Points off turnovers	0	14

» GAME NOTES

The Skyhawks scored 35 unanswered points against the OVC's top rated defense

Jason Simpson earned his 73rd career OVC victory to move into a tie for third place on the league's conference-only leaderboard

Two players earned OVC Player of the Week honors following the contest with Keon Howard (Offensive) and Zak Wallace (Newcomer) receiving honors

The Skyhawks are riding their seventh four-game winning streak in the Simpson Era

Zak Wallace became the first Skyhawk to record three rushing touchdowns since 2014 against Murray State

Colton Dowell moved into ninth place on the program's career receiving yards top-10

Keon Howard recorded his sixth rushing touchdown of the season which ranks tied for the third most rushing touchdowns by a quarterback in a single season in program history

The Skyhawks improved to 10-5 in Homecoming contests under Simpson

THREE TOUCHDOWN DAY BY WALLACE LIFTS NO. 21 SKYHAWKS TO 48-24 HOMECOMING WIN OVER MURRAY STATE

MARTIN, Tenn. – An eventful week filled with Homecoming activities on the UT Martin campus was capped off by an explosive showing on the gridiron as the No. 21 ranked football team surged pasted OVC rival Murray State in the league opener with a 48-24 triumph at Hardy M. Graham Stadium.

The Skyhawks (4-1, 1-0 OVC) pushed their winning streak to four games with a statement victory. After playing the last two games on the road prior to the team's bye week, UT Martin responded well to its first home contest in 28 days by scoring on its opening drive and never looking back before eventually scoring 35 unanswered points against the OVC's top-ranked defense.

UT Martin played at or above its season averages in several categories while setting season-highs in total points (48), rushing yards (266), rushing touchdowns (five), tackles (79), quarterback hurries (five) and interceptions (two). Meanwhile, the Skyhawks limited the Racers to just 325 yards of total offense while forcing two turnover on downs and a pair of interceptions.

One of the top contributors for the Skyhawks came on the shoulders of power running back Zak Wallace. The freshman from Benton, Ark. made the most of his 14 carries by eating up 67 yards and scoring a career-high three rushing touchdowns. His afternoon marked the first three-touchdown rushing performance by a Skyhawk since 2014.

UT Martin scored a total of seven touchdowns – including five on the ground. Graduate quarterback Keon Howard led a high-powered offense by completing 67 percent of his pass attempts (12-of-18) while throwing for 171 yards and one touchdown. The dual-threat quarterback also notched nine carries for 98 yards while scoring his sixth rushing touchdown of the season on a 10-yard scamper.

The day will also serve as a lifelong memory for freshman transfer Jordan Castleberry who punched in his first career touchdown on a six-yard carry in the first quarter.

In the receiving game, junior Colton Dowell hauled in three catches for 86 yards – including a 49-yard reception. With his strong day, Dowell brings his career receiving yards total to 1,731 yards which elevates him to eighth place on the program's all-time leaderboard by surpassing Deumaine Reeder (1,673 yards). Freshman Zoe Roberts tallied three receptions – including a two-yard touchdown reception which marked his third in the last two games.

Freshman Tevin Shipp tallied his first career interception and returned it 47 yards down the right sideline for a touchdown – the team's first defensive touchdown of the season. The Skyhawks would later tally another interception as graduate John Ford snatched his second interception of the season on the first play of the second half and returned it 17 yards to set up yet another scoring drive.

The safety duo of Takeem Young and Deven Sims led the game with 10 tackles and one pass breakup each. Hard-hitting rover JaQuez Akins and Ford weren't too far behind with seven tackles each while David DuBose finished with five stops on the afternoon. As a team, the Skyhawks combined for 5.0 tackles for loss split between nine players while Shawn Shamburger paced the squad with two pass breakups.

SCORING SUMMARY

Team	Qtr/Time	Scoring play	Conversion	P-Yds-TOP	Score
UTM	1st-13:03	WALLACE, Zak 13 yd run	McABEE rush failed	4-75-1:57	0-6
MUR	1st-07:11	BAUM, Aaron 24 yd field goal	-	12-59-5:52	3-6
UTM	1st-02:49	CASTLEBERRY, Jo 6 yd run	LARCO, Tyler kick	11-75-4:22	3-13
UTM	2nd-13:50	WALLACE, Zak 1 yd run	LARCO, Tyler kick	6-64-2:26	3-20
UTM	2nd-13:30	SHIPP, Tevin 47 yd interception return	LARCO, Tyler kick	-	3-27
UTM	2nd-09:33	HOWARD, Keon 10 yd run	LARCO, Tyler kick	6-70-2:30	3-34
UTM	3rd-13:17	ROBERTS, Zoe 2 yd pass from HOWARD, Keon	LARCO, Tyler kick	3-7-1:27	3-41
MUR	3rd-05:28	WITHERSPOON, Da 7 yd run	BAUM, Aaron kick	7-50-3:50	10-41
MUR	3rd-01:31	WITHERSPOON, Da 4 yd run	BAUM, Aaron kick	9-52-3:57	17-41
UTM	4th-09:19	WALLACE, Zak 4 yd run	LARCO, Tyler kick	11-75-7:12	17-48
MUR	4th-03:17	SHIELDS, Taylor 7 yd pass from Williams, DJ	BAUM, Aaron kick	9-70-2:41	24-48

STATISTICAL LEADERS

» UT MARTIN

RUSHING	ATT	YDS	TD	LG
HOWARD, KEON	9	98	1	28
WALLACE, ZAC	14	67	3	21

PASSING	C-A-I	YDS	TD	LG
HOWARD, KEON	12-18-0	171	1	4

RECEIVING	NO.	YDS	TD	LG
DOWELL, COLTON	3	86	0	49
ROBERTS, ZOE	3	19	1	12

DEFENSE	S	A	TOT	OTHER
YOUNG, TAKEEM	5	5	10	1 PBU
SIMS, DEVEN	3	7	10	0.5 TFL

» MURRAY STATE

RUSHING	ATT	YDS	TD	LG
WITHERSPOON, DAM.	17	64	2	9
WILLIAMS, DJ	4	28	0	11

PASSING	C-A-I	YDS	TD	LG
WILLIAMS, DJ	13-22-0	182	1	51

RECEIVING	NO.	YDS	TD	LG
SAATHOFF, JAKE	4	36	0	16
CASTILLE, RODNEY	4	29	0	26

DEFENSE	S	A	TOT	OTHER
DAILEY, JAMARI	6	2	8	-
SAMUTA, ERIC	5	2	7	1.0 TFL

GAME SIX | EASTERN ILLINOIS

Oct. 16 | O'Brien Field | Charleston, Ill.
2 pm | Att: 3,189



STATISTICAL LEADERS

	UTM	EIU
FIRST DOWNS	20	16
Rushing	13	4
Passing	6	7
Penalty	1	5
NET YARDS RUSHING	227	120
Rushing Attempts	49	31
Average Per Rush	4.6	3.9
Rushing Touchdowns	2	1
Yards Gained Rushing	246	139
Yards Lost Rushing	19	19
NET YARDS PASSING	166	151
Completions-Attempts-Int	12-21-0	14-30-1
Average Per Attempt	7.9	5.0
Average Per Completion	13.8	10.8
Passing Touchdowns	1	1
TOTAL OFFENSE YARDS	393	271
Total offense plays	70	61
Average Gain Per Play	5.6	4.4
Fumbles: Number-Lost	2-2	0-0
Penalties: Number-Yards	6-64	2-24
PUNTS-YARDS	4-129	7-252
Average Yards Per Punt	32.2	36.0
Net Yards Per Punt	32.2	29.3
Inside 20	1	2
50+ Yards	0	2
Touchbacks	0	0
Fair catch	3	2
KICKOFFS-YARDS	4-182	4-221
Average Yards Per Kickoff	45.5	55.2
Net Yards Per Kickoff	35.5	49.0
Touchbacks	1	1
Fair Catch Yards	0	13
Punt returns: Number-Yards-TD	2-47-1	0-0-0
Average Per Return	23.5	0.0
Kickoff returns: Number-Yds-TD	0-0-0	2-15-0
Average Per Return	0.0	7.5
Interceptions: Number-Yds-TD	1-0-0	0-0-0
Fumble Returns: Number-Yds-TD	0-0-0	1-6-0
Miscellaneous Yards	0	0
Possession Time	33:44	26:16
1st Quarter	6:58	8:02
2nd Quarter	6:52	8:08
3rd Quarter	12:13	2:47
4th Quarter	7:41	7:19
Third-Down Conversions	7 of 16	3 of 15
Fourth-Down Conversions	2 of 3	2 of 3
Red-Zone Scores-Chances	3-5	3-3
Touchdowns	3-5	2-3
Field goals	0-5	1-3
Sacks By: Number-Yards	2-15	1-6
PAT Kicks	4-4	2-2
Field Goals	0-2	1-1
Points off turnovers	7	7

» GAME NOTES

The Skyhawks scored 21 unanswered points - holding the Panthers scoreless in the second half

Jason Simpson earned his 74th career OVC victory to move into third place on the league's conference-only leaderboard

Two players earned OVC Player of the Week honors following the contest with Zak Wallace (Offensive and Newcomer) and D'Carrious Stephens (Defensive) receiving honors

The victory extended the team's winning streak to five games - marking the longest winning streak since 2006.

With two touchdowns in the contest, Zak Wallace has scored five touchdowns in the last two games

UT Martin picked up its first win in Charleston since 2016

Eyabi Anoma recorded sacks on back-to-back plays to end the first half

The Skyhawks tallied their fifth game with at least 200 rushing yards this season

D'Carrious Stephen's 34-yard touchdown following a blocked punt marked the first for the team since 2017 against Tennessee State

The win marked the first time UT Martin has won three straight road games since the 2013 season

DEFENSE CARRIES NO. 16 SKYHAWK FOOTBALL TO FIFTH STRAIGHT VICTORY, SOARING PAST EASTERN ILLINOIS BY A 28-17 MARGIN

CHARLESTON, ILL. – A second-half shutout by the No. 16 ranked UT Martin football team directly resulted in a 28-17 OVC road triumph over Eastern Illinois.

With the win, the Skyhawks won their fifth straight game – their longest winning streak since 2006. UT Martin is now 5-1 overall and 2-0 in OVC play heading into a three-game homestand.

UT Martin led at the end of the first quarter but trailed for over 29 minutes of clock time until a pair of fourth-quarter touchdowns. The Skyhawk defense did not allow a point over the final 37-plus minutes, conceding just 271 yards of total offense – 111 in the second half – on 61 plays overall.

John Ford posted 12 tackles (nine solo) and a pair of quarterback hurries while David DuBose (blocked punt), D'Carrious Stephens (blocked punt touchdown return), Eyabi Anoma (two sacks) and Takeem Young (interception) also made game-changing plays for the stout UT Martin defense.

Offensively, Zak Wallace continued his hot stretch with career-highs in carries (21) and rushing yards (125). The redshirt freshman running back from Benton, Ark. found the endzone twice after three touchdown rushes last week against Murray State.

Keon Howard threw for 166 yards and rushed for 32 more, hooking up with Donnell Williams for his first touchdown reception of the 2021 campaign and seventh of his Skyhawk career.

The UT Martin defense kept the Panthers (1-6, 1-1 OVC) off the scoreboard in their first three drives, accounting for a defensive score for the second straight week. With under six minutes to go in the first quarter, DuBose broke through the wedge to block an Eastern Illinois punt. Stephens scooped up the loose ball and scampered 34 yards down the right sideline to give the Skyhawks a 7-0 lead following a Tyler Larco kick on the extra-point try.

The Panthers scored on their ensuing possession as UT Martin held Eastern Illinois to a 33-yard field goal with 3:24 to go in the first quarter. Then four plays in to the second quarter, the Panthers scored on a quarterback sneak on 4th-and-goal from the 1-yard line to make the score 10-7.

Eastern Illinois added another touchdown on its next possession, capping off a 10-play, 79-yard drive with a six-yard pass. The Panthers went ahead 17-7 but ultimately that was the final time that they would score.

The Skyhawks answered with a huge drive of their own, marching 75 yards on 12 plays in 6:12 to get within three points before the halftime break. Wallace had a 20-yard run on 3rd-and-3 before punching it in from three yards out, making the score 17-14 at the 1:37 mark of the second quarter.

Statistically, UT Martin dominated the third quarter but had nothing to show for it after a pair of missed field goal attempts. In the third quarter, the Skyhawks outgained Eastern Illinois in yards 176 to 16, possessing the ball for 12:13. After converting zero first downs in the quarter, the Panthers held on to take a 17-14 advantage into the fourth quarter.

It didn't take long for UT Martin to tally the go-ahead score as Howard hit Williams with an 11-yard touchdown strike on the third play of the fourth quarter.

Following Young's fifth career pick with 6:22 to go in the fourth quarter, Wallace broke a 29-yard run on 4th-and-2 to set up the final score of the contest. On the next play, Wallace found the endzone from two yards out to make it a two-score game – 28-17.

SCORING SUMMARY

Team	Qtr/Time	Scoring play	Conversion	P-Yds-TOP	Score
UTM	1st-05:36	STEPHENS, D'Car 34 yd blocked punt return	LARCO, Tyler kick	-	7-0
EIU	1st-03:24	GALLOWAY, Stone 33 yd field goal	-	7-60-2:12	7-3
EIU	2nd-13:21	KUHNS, Otto 1 yd run	GALLOWAY, Stone kick	5-31-2:35	7-10
EIU	2nd-07:48	SMITH, DeAirious 6 yd pass from KUHNS, Otto	GALLOWAY, Stone kick	10-79-4:52	7-17
UTM	2nd-01:37	WALLACE, Zak 3 yd run	LARCO, Tyler kick	12-75-6:11	14-17
UTM	4th-14:06	WILLIAMS, Donne 11 yd pass from HOWARD, Keon	LARCO, Tyler kick	9-82-3:48	21-17
UTM	4th-02:35	WALLACE, Zak 2 yd run	LARCO, Tyler kick	7-57-3:47	28-17

STATISTICAL LEADERS

» UT MARTIN

RUSHING	ATT	YDS	TD	LG
WALLACE, ZAC	21	125	2	29
LOGAN, PEYTON	16	58	0	13

PASSING	C-A-I	YDS	TD	LG
HOWARD, KEON	12-21-0	166	1	44

RECEIVING	NO.	YDS	TD	LG
LOGAN, PEYTON	3	41	0	26
WILLIAMS, DONNELL	3	30	1	15

DEFENSE	S	A	TOT	OTHER
FORD, JOHN	9	3	12	2 QBH
STEPHENS, D'CARRIOUS	4	2	6	1 TD

» EASTERN ILLINOIS

RUSHING	ATT	YDS	TD	LG
BEY-BUIE, HARRISON	17	99	0	50
KATRENICK, CHRIS	2	13	0	8

PASSING	C-A-I	YDS	TD	LG
KUHNS, OTTO	13-29-1	145	1	24

RECEIVING	NO.	YDS	TD	LG
FOULKES, ARRON	5	32	0	10
JUDD, MATT	3	34	0	22

DEFENSE	S	A	TOT	OTHER
JOHNSON, JASON	9	5	14	0.5 TFL
BOHANEK, COLIN	2	6	8	2.0 TFL

GAME SEVEN | SOUTHEAST MISSOURI

Oct. 23 | Hardy Graham Stadium | Martin, Tenn.
2 pm | Att: 2,230



**38 - 30**

FINAL

UTM	0	17	14	7
SEMO	3	7	10	10

UT MARTIN (6-1)
#13 SKYHAWKS

VS

SOUTHEAST MISSOURI (2-6)
REDHAWKS

STATISTICAL LEADERS

	SEMO	UTM
FIRST DOWNS	16	20
Rushing	8	7
Passing	8	12
Penalty	0	1
NET YARDS RUSHING	211	236
Rushing Attempts	29	44
Average Per Rush	7.3	5.4
Rushing Touchdowns	1	3
Yards Gained Rushing	223	258
Yards Lost Rushing	12	22
NET YARDS PASSING	192	221
Completions-Attempts-Int	15-28-1	17-25-1
Average Per Attempt	6.9	8.8
Average Per Completion	12.8	13.0
Passing Touchdowns	2	2
TOTAL OFFENSE YARDS	403	457
Total offense plays	57	69
Average Gain Per Play	7.1	6.6
Fumbles: Number-Lost	1-1	1-1
Penalties: Number-Yards	5-53	6-58
PUNTS-YARDS	3-118	5-152
Average Yards Per Punt	39.3	30.4
Net Yards Per Punt	35.3	28.6
Inside 20	1	0
50+ Yards	0	0
Touchbacks	0	0
Fair catch	1	1
KICKOFFS-YARDS	7-330	7-383
Average Yards Per Kickoff	47.1	54.7
Net Yards Per Kickoff	37.9	39.4
Touchbacks	2	2
Fair Catch Yards	24	20
Punt returns: Number-Yards-TD	1-9-0	1-12-0
Average Per Return	9.0	12.0
Kickoff returns: Number-Yds-TD	2-57-0	1-15-0
Average Per Return	28.5	15.0
Interceptions: Number-Yds-TD	1-2-0	1-0-0
Fumble Returns: Number-Yds-TD	0-0-0	0-0-0
Miscellaneous Yards	0	0
Possession Time	24:57	35:03
1st Quarter	6:01	8:59
2nd Quarter	3:36	11:24
3rd Quarter	8:18	6:42
4th Quarter	7:02	7:58
Third-Down Conversions	3 of 11	7 of 15
Fourth-Down Conversions	0 of 2	0 of 1
Red-Zone Scores-Chances	2-2	4-4
Touchdowns	0-2	3-4
Field goals	2-2	1-4
Sacks By: Number-Yards	1-9	0-0
PAT Kicks	3-3	5-5
Field Goals	3-3	1-1
Points off turnovers	7	14

» GAME NOTES

The Skyhawks scored 24 unanswered points - holding the Redhawks scoreless for over 21 minutes

With 159 yards and his sixth career 100-yard rushing performance, Peyton Logan became the ninth member to eclipse 2,000 career rushing yards

The victory extended the team's winning streak to six games - marking the longest winning streak since 2006.

Keon Howard set a pair of single-season records by a quarterback for multiple rushing touchdown performances (three) and rushing touchdowns (eight)

UT Martin ended a three-game losing streak to SEMO

Shawn Shamburger tallied his first interception as a Skyhawk

The Skyhawks tallied their sixth game with at least 200 rushing yards this season

With the victory UT Martin recorded its fourth non-conference win of the season - marking the most in a single campaign since 1988

Logan's 75-yard touchdown scamper in the fourth quarter marked the team's longest play from scrimmage this season and proved to be the game-winner.

LOGAN'S MILESTONE DAY EXTENDS WIN STREAK TO SIX AS NO. 13 UT MARTIN HOLDS OFF SEMO, 38-30

MARTIN, Tenn. – On the same day in which he eclipsed 2,000 rushing yards for his career, senior running back Peyton Logan's 75-yard touchdown in the fourth quarter proved to be the difference as the No. 13 University of Tennessee at Martin football team extended its winning streak to six games after knocking off Southeast Missouri, 38-30, at Hardy M. Graham Stadium on Saturday afternoon.

The Skyhawks improved their record to 6-1 on the season after picking up a non-conference win against their Ohio Valley Conference foe Southeast Missouri. The win snapped a three-game losing streak to the Redhawks while the Skyhawks hold a slight 19-18 series advantage.

With the victory UT Martin recorded its fourth non-conference win of the season - marking the most in a single campaign since 1988. The Skyhawks also stretched their winning streak out to six games which ranks as the second-longest of its kind in program history, only trailing a pair of eight-game winning streaks during championship campaigns in 1988 and 2006.

Entering the contest, Logan needed just 12 yards to eclipse 2,000 rushing yards for his career. That total was met and then some as he rattled off 159 yards on 15 carries while tallying one touchdown. With his sixth career 100-yard rushing performance, he became the ninth member to join the 2,000-yard rushing list at UT Martin while jumping all the way up to fifth place with 2,147 yards. While he was highly efficient on the day by totaling 174 all-purpose yards and averaging 10.2 yards per touch, it was his 75-yard touchdown scamper in the fourth quarter which marked the team's longest play from scrimmage this season and proved to be the game-winner.

Quarterback Keon Howard led the offensive unit to 457 yards of total offense on the day while keeping the defense off the field as the Skyhawks controlled the time of possession for nearly 35 minutes of the contest. Howard completed 17-of-25 pass attempt for 221 yards while throwing for two touchdowns. He also had 10 carries for 20 net yards while scoring two rushing touchdowns. With his work on the ground, Howard set a pair of single-season records by a quarterback for multiple rushing touchdown performances (three) and rushing touchdowns (eight).

Six different receivers were involved in the pass game while tight end Rodney Williams II led the group with a season-high 92 yards along with hauling in a 51-yard touchdown reception. Zoe Roberts tallied his fourth touchdown reception of the season on an eight-yard strike at the end of the first half.

The Skyhawks forced a pair of turnovers in the contest for the fourth time this season. Senior transfer Shawn Shamburger tallied his first interception of his Skyhawk career in the first quarter which later set up a scoring drive. Then during a span in which the defense kept the Redhawks off the scoreboard for over 21 minutes, the Skyhawks forced another turnover on the opening kickoff of the second half as Carson Evans jumped on a loose ball for a fumble recovery.

Senior safety Deven Sims led the team with eight tackles on the day while classmates Takeem Young and JaQuez Akins both tallied six tackles each. Seven players contributed to the team's 7.0 tackles for loss while Jay Rogers paced the squad with 2.0 individual TFLs. Meanwhile in the secondary, Oshae Baker led the unit with two pass breakups while both Shamburger and Young notched breakups of their own.

SCORING SUMMARY

Team	Qtr/Time	Scoring play	Conversion	P-Yds-TOP	Score
SEMO	1st-11:22	DOAK, Kenny 31 yd field goal	-	7-26-2:53	3-0
UTM	2nd-11:25	HOWARD, Keon 1 yd run	LARCO, Tyler kick	13-73-6:44	3-7
SEMO	2nd-10:07	HESS, Geno 66 yd run	DOAK, Kenny kick	3-75-1:18	10-7
UTM	2nd-03:31	LARCO, Tyler 26 yd field goal	-	12-66-6:36	10-10
UTM	2nd-00:34	ROBERTS, Zoe 8 yd pass from HOWARD, Keon	LARCO, Tyler kick	6-60-1:13	10-17
UTM	3rd-12:37	HOWARD, Keon 5 yd run	LARCO, Tyler kick	5-39-2:15	10-24
UTM	3rd-08:11	WILLIAMS, Rodne 51 yd pass from HOWARD, Keon	LARCO, Tyler kick	4-81-2:08	10-31
SEMO	3rd-04:02	DOAK, Kenny 37 yd field goal	-	9-45-4:09	13-31
SEMO	3rd-03:25	KING, Johnny 31 yd pass from OGBONNA, CJ	DOAK, Kenny kick	2-41-0:31	20-31
SEMO	4th-12:15	DOAK, Kenny 38 yd field goal	-	10-50-4:05	23-31
UTM	4th-12:03	LOGAN, Peyton 75 yd run	LARCO, Tyler kick	1-75-0:12	23-38
SEMO	4th-06:00	KING, Johnny 29 yd pass from OGBONNA, CJ	DOAK, Kenny kick	2-65-0:30	30-38

STATISTICAL LEADERS

» UT MARTIN

RUSHING	ATT	YDS	TD	LG
LOGAN, PEYTON	15	159	1	75
WALLACE, ZAK	14	34	0	6
PASSING	C-A-I	YDS	TD	LG
HOWARD, KEON	17-25-1	221	2	51
RECEIVING	NO.	YDS	TD	LG
WILLIAMS, RODNEY	4	92	1	51
WILLIAMS, DONNELL	3	40	0	19
DEFENSE	S	A	TOT	OTHER
SIMS, DEVEN	2	6	8	0.5 TFL
YOUNG	4	2	6	1 PBU

» SOUTHEAST MISSOURI

RUSHING	ATT	YDS	TD	LG
HESS, GENO	18	137	1	66
OGBONNA, CJ	7	50	0	15
PASSING	C-A-I	YDS	TD	LG
OGBONNA, CJ	13-24-0	194	2	36
RECEIVING	NO.	YDS	TD	LG
JESTER, TERRELL	5	61	0	29
KING, JOHNNY	3	96	2	36
DEFENSE	S	A	TOT	OTHER
NORMAN, BRYCE	4	10	14	-
MORRISSEY, J.	3	5	8	1.0 SACK

GAME EIGHT | AUSTIN PEAY

Oct. 30 | Hardy Graham Stadium | Martin, Tenn.
2 pm | Att: 2,117



UT MARTIN (7-1, 3-0 OVC)
#12 SKYHAWKS

VS

AUSTIN PEAY (3-5, 1-2 OVC)
GOVERNORS

17 - 16

FINAL

UTM	0	0	7	10
APSU	6	10	0	0

STATISTICAL LEADERS

	APSU	UTM
FIRST DOWNS	12	17
Rushing	5	7
Passing	7	9
Penalty	0	1
NET YARDS RUSHING	95	167
Rushing Attempts	42	40
Average Per Rush	2.3	4.2
Rushing Touchdowns	0	1
Yards Gained Rushing	132	194
Yards Lost Rushing	37	27
NET YARDS PASSING	104	137
Completions-Attempts-Int	11-19-0	15-32-2
Average Per Attempt	5.5	4.3
Average Per Completion	9.5	9.1
Passing Touchdowns	0	1
TOTAL OFFENSE YARDS	199	304
Total offense plays	61	72
Average Gain Per Play	3.3	4.2
Fumbles: Number-Lost	0-0	1-0
Penalties: Number-Yards	4-37	6-65
PUNTS-YARDS	6-260	6-244
Average Yards Per Punt	43.3	40.7
Net Yards Per Punt	43.0	39.2
Inside 20	3	1
50+ Yards	0	0
Touchbacks	0	0
Fair catch	0	1
KICKOFFS-YARDS	4-210	4-214
Average Yards Per Kickoff	52.5	53.5
Net Yards Per Kickoff	40.0	43.8
Touchbacks	2	1
Fair Catch Yards	23	20
Punt returns: Number-Yards-TD	3-9-0	1-2-0
Average Per Return	3.0	2.0
Kickoff returns: Number-Yds-TD	1-14-0	0-0-0
Average Per Return	14.0	0.0
Interceptions: Number-Yds-TD	2-83-2	0-0-0
Fumble Returns: Number-Yds-TD	0-0-0	0-0-0
Miscellaneous Yards	0	0
Possession Time	25:31	34:29
1st Quarter	6:42	8:18
2nd Quarter	9:45	5:15
3rd Quarter	4:44	10:16
4th Quarter	4:20	10:40
Third-Down Conversions	8 of 18	7 of 17
Fourth-Down Conversions	0 of 1	2 of 3
Red-Zone Scores-Chances	1-1	2-2
Touchdowns	0-1	2-2
Field goals	1-1	0-2
Sacks By: Number-Yards	1-8	2-13
PAT Kicks	1-1	2-2
Field Goals	1-2	1-1
Points off turnovers	13	0

>> GAME NOTES

The Skyhawks scored 17 unanswered points - holding the Governors scoreless in the second half

UT Martin tallied a season-high 11 tackles for loss

Eyabi Anoma recorded 4.5 tackles for loss - ranking as the best individual performance by a Skyhawk since 2013

Keon Howard found Peyton Logan for a five-yard touchdown with 35 seconds to play to take the team's first lead of the game

Peyton Logan moved into fourth place on the program's career rushing leaderboard with 2,228 yards

The victory extended the team's winning streak to seven games - marking the longest winning streak since 2006

UT Martin extended its home winning streak against Austin Peay to eight games dating back to 1995

This marked the first time the Skyhawks have held an opponent without an offensive touchdown since the final game of the 2017 season against Tennessee Tech.

Head coach Jason Simpson earned his 97th career victory.

UT Martin improved to 30-13 all-time in the Sgt. York Trophy series

NO. 12 UT MARTIN USES STINGY DEFENSE AND IMPRESSIVE SECOND HALF TO RALLY PAST AUSTIN PEAY FOR 17-16 VICTORY

MARTIN, Tenn. – Despite facing a 16-point deficit in the first half, the 12th ranked University of Tennessee at Martin football team locked it down in the second half to not only shutout rival Austin Peay but mount a rally to score 17 unanswered points, including the team's eventual game-winning touchdown with 35 seconds to play, to secure a 17-16 victory and remain unbeaten in Ohio Valley Conference play.

After giving up a pair of pick-six interceptions and a field goal in the first half, UT Martin went into halftime facing a 16-0 deficit with just 62 yards of total offense to its credit. With adjustments in hand, the Skyhawks not only held the Governors scoreless in the second half but outgained them 242-104 in the final 30 minutes and strung together three lengthy scoring drives. None of those were more critical than the team's game-winning 20-play, 96-yard drive on the final possession which resulted with a five-yard touchdown pass from Keon Howard to Peyton Logan with 35 seconds to play.

By overcoming the slow start, the Skyhawks (7-1, 3-0 OVC) extended the team's winning streak to seven games – its second-longest streak in program history. The win also gave UT Martin an early advantage in its quest for the annual Sgt. York Trophy, giving the team a 1-0 mark in its first of three contests while improving their overall record to 30-13 all-time in the series.

While it took UT Martin's short-handed offense some time to get in the right gear with the loss of some key components, the team's defense carried a heavy load throughout the contest. In a game billed to be a high-scoring affair between the OVC's top two scoring offenses and yardage leaders, the Skyhawks held the league's top offensive producers to a season-low 199 yards of total offense – nearly 237 yards below their season average. Additionally, with the Gobs two touchdowns coming on the defensive side of the ball off interception returns – the visitors were limited to just three offensive points in the contest. It marked the first time the Skyhawks have held an opponent without an offensive touchdown since the final game of the 2017 against Tennessee Tech.

Highlighting the defensive side of the ball was the team's ability to get stops in the backfield as UT Martin recorded a season-high 11 tackles for loss. Explosive edge rusher Eyabi Anoma played a big part in that total as he recorded a career-high with eight total tackles while notching 4.5 tackles for loss totaling 23 yards – including 1.5 sacks. Another newcomer in graduate transfer Rob Hicks posted his best game in a Skyhawk uniform by tallying 10 tackles while forcing a quarterback hurry in his first start. Meanwhile veteran safety Deven Sims led the pack with 11 stops and 1.0 TFL.

Offensively, Howard completed 15-of-32 passes for 137 yards and one touchdown while throwing two interceptions. He also rushed 10 times for 31 net yards. Logan led the ground attack with 13 carries for 81 yards – averaging 6.2 yards per carry – while tallying three catches for 11 yards and a touchdown. With his big afternoon, Logan moved into sole possession of fourth place on the program's all-time rushing leaderboard with 2,228 career rushing yards – surpassing Henry Williams. Fellow tailback Zak Wallace also had 13 carries for 39 yards and one touchdown.

SCORING SUMMARY

Team	Qtr/Time	Scoring play	Conversion	P-Yds-TOP	Score
APSU	1st-02:42	PERRY, Koby 75 yd interception return	GOODMAN rush failed	-	6-0
APSU	2nd-10:10	TRUJILLO, Maddu 33 yd field goal	-	15-49-5:45	9-0
APSU	2nd-06:31	NORMAN, Isaiah 8 yd interception return	TRUJILLO, Maddu kick	-	16-0
UTM	3rd-06:20	WALLACE, Zak 7 yd run	LARCO, Tyler kick	8-62-4:06	16-7
UTM	4th-12:51	LARCO, Tyler 42 yd field goal	-	13-53-5:56	16-10
UTM	4th-00:35	LOGAN, Peyton 5 yd pass from HOWARD, Keon	LARCO, Tyler kick	20-96-8:28	16-17

STATISTICAL LEADERS

>> UT MARTIN

RUSHING	ATT	YDS	TD	LG
LOGAN, PEYTON	13	81	0	32
WALLACE, ZAK	13	39	1	8

PASSING	C-A-I	YDS	TD	LG
HOWARD, KEON	15-32-2	137	1	28

RECEIVING	NO.	YDS	TD	LG
ODOM, MARQWELL	3	380	0	28
LOGAN, PEYTON	3	11	1	5

DEFENSE	S	A	TOT	OTHER
SIMS, DEVEN	5	6	11	1.0 TFL
ANOMA, EYABI	5	3	8	4.5 TFL

>> AUSTIN PEAY

RUSHING	ATT	YDS	TD	LG
SNEAD, BRIAN	21	62	0	14
TANNER, AHMAAD	13	38	0	15

PASSING	C-A-I	YDS	TD	LG
LAYMAN, SHELDON	11-18-0	104	0	30

RECEIVING	NO.	YDS	TD	LG
HARLEY, BANIKO	4	23	0	11
EVANS JR, CJ	2	24	0	30

DEFENSE	S	A	TOT	OTHER
PERRY, KOBY	4	12	16	1 INT
HENDERSON, TROY	4	4	8	-

GAME NINE | TENNESSEE STATE

Nov. 6 | Hardy Graham Stadium | Martin, Tenn.
2 pm | Att: 3,712



STATISTICAL LEADERS

	TSU	UTM
FIRST DOWNS	20	18
Rushing	7	13
Passing	11	4
Penalty	2	1
NET YARDS RUSHING	96	298
Rushing Attempts	26	41
Average Per Rush	3.7	7.3
Rushing Touchdowns	1	4
Yards Gained Rushing	121	325
Yards Lost Rushing	25	27
NET YARDS PASSING	219	124
Completions-Attempts-Int	20-35-11	23-30-0
Average Per Attempt	6.3	5.4
Average Per Completion	10.9	11.3
Passing Touchdowns	1	1
TOTAL OFFENSE YARDS	315	422
Total offense plays	61	64
Average Gain Per Play	5.2	6.6
Fumbles: Number-Lost	2-1	3-1
Penalties: Number-Yards	5-22	6-47
PUNTS-YARDS	3-127	2-92
Average Yards Per Punt	42.3	46.0
Net Yards Per Punt	41.7	31.0
Inside 20	2	0
50+ Yards	0	1
Touchbacks	0	0
Fair catch	1	0
KICKOFFS-YARDS	4-235	7-302
Average Yards Per Kickoff	58.8	43.1
Net Yards Per Kickoff	40.0	31.0
Touchbacks	3	1
Fair Catch Yards	23	0
Punt returns: Number-Yards-TD	2-30-0	1-2-0
Average Per Return	15.0	2.0
Kickoff returns: Number-Yds-TD	5-60-0	0-0-0
Average Per Return	12.0	0.0
Interceptions: Number-Yds-TD	0-0-0	1-75-1
Fumble Returns: Number-Yds-TD	0-0-0	0-0-0
Miscellaneous Yards	0	0
Possession Time	27:01	32:59
1st Quarter	3:57	11:03
2nd Quarter	8:49	6:11
3rd Quarter	5:11	9:49
4th Quarter	9:04	5:56
Third-Down Conversions	6 of 13	8 of 14
Fourth-Down Conversions	1 of 2	1 of 3
Red-Zone Scores-Chances	4-4	2-2
Touchdowns	2-4	2-2
Field goals	2-4	0-2
Sacks By: Number-Yards	0-0	4-16
PAT Kicks	2-2	5-6
Field Goals	2-3	0-0
Points off turnovers	3	14

» GAME NOTES

The victory extended the team's winning streak to eight games - tying the program record and marking the second-longest active streak in the nation

Head coach Jason Simpson earned his 98th career victory.

UT Martin improved to 31-13 all-time in the Sgt. York Trophy series

Became just the ninth team in the program's 92-year history to reach the eight-win plateau

Posted a perfect 5-0 record at home - becoming just the 12th team in program history to go undefeated at home

Recorded a season-high 298 rushing yards

Keon Howard tallied his fourth game with multiple rushing touchdowns - a program record for a quarterback

Both Zak Wallace (11) and Keon Howard (10) moved into the program's single-season top-10 for rushing touchdowns

David DuBose ran 29 yards on a fake punt-direct snap for a first down

John Ford tallied his fifth career interception and second career pick-six

Eyabi Anoma recorded his OVC-leading sixth sack

Howard has tallied three or more total touchdowns in six of nine games this season

NO. 11 UT MARTIN USES TOTAL TEAM EFFORT TO KNOCK OFF TSU 41-20; TIE PROGRAM RECORD WITH EIGHTH STRAIGHT WIN

MARTIN, Tenn. – The No. 11 ranked University of Tennessee at Martin football team protected its home turf of Hardy Graham Stadium on Saturday afternoon, knocking off Ohio Valley Conference foe Tennessee State to not only cap off the home portion of the 2021 schedule with an unblemished record but tie the program's longest winning streak with its eighth consecutive victory by a final score of 41-20.

With the win, the Skyhawks (8-1, 4-0 OVC) remained atop the league standings as the only unbeaten program for another week while picking up their eighth win of the season – becoming just the ninth team in the program's 92-year history to accomplish the feat. The victory also tied other historic teams (1936, 1988 and 2006) by winning eight straight games – a streak which ranks as the second-longest active winning streak in FCS.

UT Martin also took a big step in returning the coveted Sgt. York Trophy back to Martin. After sharing the trophy last season with Tennessee Tech, the Golden Eagles claimed the physical trophy due to tie-breaker rules. With wins over Austin Peay and Tennessee State, the Skyhawks now hold a 2-0 record in this season's York series heading into next week's matchup against Tech.

In a matchup which featured the OVC's top offense (UT Martin) against the league's top defense (Tennessee State), the Skyhawks lived up to their billing on both sides of the ball. Entering the contest, the Skyhawks led the league and ranked ninth in the country with their rushing attack and followed that up by recording a season-high with 298 yards on the ground while scoring four touchdowns – well above the Tigers 155.3 yards allowed per game.

While the Skyhawks did not garner top billing in the league's defensive statistics but rather ranking second in several major categories, the team showed their grit by holding the Tigers to just six points through the first three quarters while forcing a pair of turnovers – including an interception returned for a touchdown in the closing seconds. UT Martin especially flexed in the run game where it held its fourth opponent below 100 yards on the ground this season, limiting the Tigers to just 96 yards on 26 carries.

Running back Zak Wallace continued his breakout season for the Skyhawks by tallying 14 carries for 123 yards while scoring two touchdowns. The redshirt-freshman averaged 8.8 yards per carry while scoring on touchdown runs of 22 and 36 yards, respectively. His two-touchdown performance pushed his season total up to 11 and into the program's single-season top-10 – tying Don Chapman (2007) and Wilbur Edmiston (1960) for sixth place.

Quarterback Keon Howard also cemented his spot in the UT Martin record books with his three-touchdown performance on Saturday. On the same day in which he was honored pregame as one of 18 graduating players, Howard showed his dual-threat ability by compiling 199 yards of total offense while scoring three touchdowns – including two rushing and one passing. With his two rushing touchdowns, he not only set the program's single-season rushing touchdown record for quarterbacks with his 10th – surpassing Leon Reed's previous record of eight set in 1988 – but joined Wallace in the program's overall single-season top-10 by joining Larry Shanks (1967), Marcus Dawson (2007) and Tim Beattie (1998) in a tie for ninth place.

Defensively, the Skyhawks were led individually by linebacker John Ford who equaled his career-high with 12 tackles while tallying a pass breakup and his team-best third interception of the season – returning it 75 yards for his second career pick-six. Fellow linebacker D'Carrious Stephens and safety Oshae Baker ranked second on the team with seven tackles each while Daylan Dotson paced the team with 1.5 sacks and a fumble recovery. Meanwhile, reigning FCS National Defensive Player of the Week Eyabi Anoma added to his OVC-leading sack total with his sixth of the campaign.

SCORING SUMMARY

Team	Qtr/Time	Scoring play	Conversion	P-Yds-TOP	Score
UTM	2nd-14:09	FIELDS, Randy 13 yd pass from HOWARD, Keon	LARCO, Tyler kick	9-69-4:44	0-7
TSU	2nd-06:59	ZITA, Antonio 28 yd field goal	-	11-45-7:00	3-7
UTM	2nd-02:35	HOWARD, Keon 1 yd run	LARCO, Tyler kick	9-75-4:24	3-14
UTM	2nd-01:21	WALLACE, Zak 22 yd run	LARCO, Tyler kick	3-26-0:56	3-21
TSU	3rd-06:14	LOWERY, James 26 yd field goal	-	5-18-1:59	6-21
TSU	4th-11:08	STARLING, Devon 5 yd run	LOWERY, James kick	8-69-2:57	13-21
UTM	4th-06:23	HOWARD, Keon 21 yd run	kick blocked	9-75-4:45	13-27
TSU	4th-01:48	JOHNSON, Dayron 12 yd pass from HICKBOTTOM	LOWERY, James kick	10-65-4:30	20-27
UTM	4th-01:32	WALLACE, Zak 36 yd run	LARCO, Tyler kick	2-44-0:15	20-34
UTM	4th-00:11	FORD, John 75 yd interception return	LARCO, Tyler kick	-	20-41

STATISTICAL LEADERS

» UT MARTIN

RUSHING	ATT	YDS	TD	LG
WALLACE, ZAK	14	123	2	36
HOWARD, KEON	8	75	2	21

PASSING	C-A-I	YDS	TD	LG
HOWARD, KEON	11-23-0	124	1	30

RECEIVING	NO.	YDS	TD	LG
WILLIAMS, RODNEY	5	43	0	16
WILLIAMS, DONNELL	3	49	0	30

DEFENSE	S	A	TOT	OTHER
FORD, JOHN	4	8	12	1 INT
BAKER, OSHAE	2	5	7	2 PBU

» TENNESSEE STATE

RUSHING	ATT	YDS	TD	LG
STARLING, DEVON	16	78	1	20
HICKBOTTOM, GEREY	8	10	0	15

PASSING	C-A-I	YDS	TD	LG
HICKBOTTOM, GEREY	20-35-1	219	1	31

RECEIVING	NO.	YDS	TD	LG
STARLING, DEVON	12	117	0	23
RAHMAAN, RODELL	3	24	0	12

DEFENSE	S	A	TOT	OTHER
RAHMAN, CORY	6	5	11	1 PBU
GREEN, JAMES	6	3	9	1.5 TFL

GAME TEN | TENNESSEE TECH

Nov. 13 | Tucker Stadium | Cookeville, Tenn.
1:30 pm | Att: 9,604



STATISTICAL LEADERS

	UTM	TTU
FIRST DOWNS	24	14
Rushing	15	11
Passing	6	2
Penalty	3	1
NET YARDS RUSHING	313	173
Rushing Attempts	29	37
Average Per Rush	10.8	4.7
Rushing Touchdowns	4	0
Yards Gained Rushing	320	187
Yards Lost Rushing	7	14
NET YARDS PASSING	149	74
Completions-Attempts-Int	17-22-0	10-21-2
Average Per Attempt	6.8	3.5
Average Per Completion	8.8	7.4
Passing Touchdowns	2	0
TOTAL OFFENSE YARDS	462	247
Total offense plays	51	58
Average Gain Per Play	9.1	4.3
Fumbles: Number-Lost	1-0	0-0
Penalties: Number-Yards	2-30	4-50
PUNTS-YARDS	2-44	3-126
Average Yards Per Punt	22.0	42.0
Net Yards Per Punt	22.0	42.0
Inside 20	0	2
50+ Yards	0	0
Touchbacks	0	0
Fair catch	0	3
KICKOFFS-YARDS	8-365	2-80
Average Yards Per Kickoff	45.6	40.0
Net Yards Per Kickoff	43.2	40.0
Touchbacks	0	0
Fair Catch Yards	104	36
Punt returns: Number-Yards-TD	0-0-0	0-0-0
Average Per Return	0.0	0.0
Kickoff returns: Number-Yds-TD	0-0-0	3-19-0
Average Per Return	0.0	6.3
Interceptions: Number-Yds-TD	2-8-0	0-0-0
Fumble Returns: Number-Yds-TD	0-0-0	0-0-0
Miscellaneous Yards	0	0
Possession Time	28:26	31:34
1st Quarter	5:01	9:59
2nd Quarter	7:33	7:27
3rd Quarter	7:54	7:06
4th Quarter	7:58	7:02
Third-Down Conversions	3 of 7	6 of 13
Fourth-Down Conversions	0 of 0	1 of 2
Red-Zone Scores-Chances	3-3	1-1
Touchdowns	3-3	0-1
Field goals	0-3	1-1
Sacks By: Number-Yards	0-0	1-4
PAT Kicks	6-6	0-0
Field Goals	0-0	1-2
Points off turnovers	7	0

» GAME NOTES

UT Martin won second OVC in program history and first since 2006

Jason Simpson earned his 99rd career victory to move into a tie for fourth place on the OVC all-time wins list

Won Sgt. York Trophy after going 3-0 in 2021 series

UT Martin improved to 32-13 all-time in the Sgt. York Trophy series

Became the fourth team in the program's 92-year history to reach the nine-win plateau

Rushed for season-high 313 yards - ranking as the most yards since 2016

Keon Howard was named OVC Newcomer of the Week for his performance in the contest

The Skyhawks won their program-record ninth consecutive contest

Second straight game in which UT Martin limited its opponent to <100 passing yards

Zak Wallace tallied his fourth game with multiple rushing touchdowns - moving his season total to 13 - sitting fourth in single-season history

Skyhawks recorded their third game with multiple interceptions

NO. 10 UT MARTIN CLINCHES FIRST OVC TITLES SINCE 2006 WITH SCHOOL-RECORD NINTH STRAIGHT VICTORY AT TENNESSEE TECH

COOKEVILLE, Tenn. – For the first time in 15 years, the No. 10 ranked UT Martin football team has been crowned Ohio Valley Conference champions after stringing together a program-record nine straight victories with a 42-3 win over league foe Tennessee Tech on Saturday.

The Skyhawks (9-1, 5-0 OVC) reached the mountain top of the league standings after several near misses in recent history to earn the program's second OVC regular season championship and first since 2006. UT Martin's historic season continues to write new chapters as the team picked up its ninth consecutive win on the afternoon to set a new program record while ranking as the second-longest winning streak in the nation. Along with the league title, the Skyhawks have guarantee an automatic berth in the FCS Playoffs for team's second appearance in program history.

In addition to claiming the program's second OVC trophy, the Skyhawks secured the rights to a second trophy with today's victory. With the win over Tennessee Tech, UT Martin swept the Sgt. York Trophy series for the year with a perfect 3-0 record. The Skyhawks have claimed at least a share of the trophy seven times in the last eight years and nine times overall while the traveling trophy will make its home in west Tennessee for the first time since the 2016 season.

UT Martin went into the game approaching it like a playoff game needing both a road win and a loss by Southeast Missouri to clinch the title outright before next week's head-to-head showdown in Cape Girardeau. The Skyhawks quickly showed their dominance in the contest by jumping out to a quick 21-0 lead while the Redhawks suffered an 18-point loss to Murray State.

The Skyhawks took care of their own business by dominating the Golden Eagles throughout the contest. Offensively, UT Martin notched 24 first downs while accumulating 462 yards of total offense – including a season-high 313 rushing yards which ranked as the highest rushing total since 2016. Meanwhile on defense, the Skyhawks were exceptional by holding Tech to just 247 yards of total offense and three points on the day while forcing a pair of turnovers with two interceptions.

The rushing attack and offensive line play was once again the story for the Skyhawks offensively as seven players tallied carries in the contest while Peyton Logan led the team with his seventh career 100-yard rushing performance with 116 yards and a touchdown on seven attempts. Freshman Zak Wallace also continued his breakout season by leading the team with eight carries while totaling 90 yards and two touchdowns. With his two scores today, Wallace now sits in fourth place on the program's single-season rushing touchdown list with 13. Rounding out the group was true-freshman Sam Franklin who came in on the final drive of the fourth quarter and tallied four carries for 55 yards and a touchdown.

Quarterback Keon Howard was highly efficient in the pass game by completing 14-of-19 attempts (73.6 percent) for 141 yards and two touchdowns. He also had five carries for 27 yards on the ground. Howard's top target was tight end Rodney Williams II who tallied three receptions for 19 yards and a touchdown while Deray Lawrence made the most out of his one catch of the afternoon by scoring on a 62-yard reception for his first career touchdown.

UT Martin tallied six tackles for loss with safety JaQuez Akins leading the group with 1.5 on the day. Linebacker John Ford paced the team with eight tackles while running mate D'Carrious Stephens tallied seven. Back in the secondary, the safety duo of Oshae Baker and Deven Sims both recorded interceptions.

SCORING SUMMARY

Team	Qtr/Time	Scoring play	Conversion	P-Yds-TOP	Score
UTM	1st-04:23	WALLACE, Zak 50 yd run	LARCO, Tyler kick	6-76-3:21	7-0
UTM	1st-04:05	LOGAN, Peyton 34 yd run	LARCO, Tyler kick	1-34-0:07	14-0
UTM	2nd-10:44	WALLACE, Zak 13 yd run	LARCO, Tyler kick	6-66-2:43	21-0
TTU	2nd-07:08	OLSEN, Hayden 35 yd field goal	-	8-57-3:36	21-3
UTM	2nd-04:51	LAWRENCE, DeRay 62 yd pass from HOWARD, Keon	LARCO, Tyler kick	4-75-2:17	28-3
UTM	2nd-00:12	WILLIAMS, Rodne 4 yd pass from HOWARD, Keon	LARCO, Tyler kick	7-73-2:33	35-3
UTM	4th-03:57	FRANKLIN, Sam 4 yd run	LARCO, Tyler kick	12-88-7:58	42-3

STATISTICAL LEADERS

» UT MARTIN

RUSHING	ATT	YDS	TD	LG
LOGAN, PEYTON	7	116	1	44
WALLACE, ZAK	8	90	2	50

PASSING	C-A-I	YDS	TD	LG
HOWARD, KEON	14-19-0	141	2	62

RECEIVING	NO.	YDS	TD	LG
WILLIAMS, RODNEY	3	19	1	11
LAWRENCE, DERAY	1	62	1	62

DEFENSE	S	A	TOT	OTHER
FORD, JOHN	6	2	8	1.0 TFL
STEPHENS, D'CARRIOUS	3	4	7	1.0 TFL

» TENNESSEE TECH

RUSHING	ATT	YDS	TD	LG
MILLER, WILLIE	9	72	0	46
GIST, DAVID	23	70	0	10

PASSING	C-A-I	YDS	TD	LG
MILLER, WILLIE	7-15-1	57	0	15

RECEIVING	NO.	YDS	TD	LG
GIST, DAVID	5	23	0	9
DEAN, JALAL	2	23	0	12

DEFENSE	S	A	TOT	OTHER
PHILLIPS, KJ	4	1	5	-
RELIFORD, JOSH	4	1	5	-

GAME ELEVEN | SOUTHEAST MISSOURI

Nov. 20 | Houck Stadium | Cape Girardeau, Mo.
1 pm | Att: 3,219





14 - 31



UT MARTIN (9-2, 5-1 OVC)
#8 SKYHAWKS

VS

SOUTHEAST MISSOURI (4-7, 4-2 OVC)
REDHAWKS

FINAL

UTM	0	14	0	0
SEMO	0	14	7	10

STATISTICAL LEADERS

	UTM	SEMO
FIRST DOWNS	14	20
Rushing	5	9
Passing	5	10
Penalty	4	1
NET YARDS RUSHING	165	207
Rushing Attempts	30	44
Average Per Rush	5.5	4.7
Rushing Touchdowns	2	1
Yards Gained Rushing	199	227
Yards Lost Rushing	34	20
NET YARDS PASSING	113	205
Completions-Attempts-Int	12-27-1	14-28-2
Average Per Attempt	4.2	7.3
Average Per Completion	9.4	14.6
Passing Touchdowns	0	3
TOTAL OFFENSE YARDS	278	412
Total offense plays	57	72
Average Gain Per Play	4.9	5.7
Fumbles: Number-Lost	1-0	0-0
Penalties: Number-Yards	7-65	6-76
PUNTS-YARDS	5-173	4-165
Average Yards Per Punt	34.6	41.2
Net Yards Per Punt	31.2	41.2
Inside 20	0	2
50+ Yards	0	1
Touchbacks	0	0
Fair catch	1	2
KICKOFFS-YARDS	3-194	6-266
Average Yards Per Kickoff	64.7	44.3
Net Yards Per Kickoff	36.7	38.7
Touchbacks	2	1
Fair Catch Yards	0	60
Punt returns: Number-Yards-TD	0-0-0	2-17-0
Average Per Return	0.0	8.5
Kickoff returns: Number-Yds-TD	1-9-0	1-34-0
Average Per Return	9.0	34.0
Interceptions: Number-Yds-TD	2-17-0	1-0-0
Fumble Returns: Number-Yds-TD	0-0-0	0-0-0
Miscellaneous Yards	0	4
Possession Time	25:39	34:21
1st Quarter	5:13	9:47
2nd Quarter	7:13	7:47
3rd Quarter	6:43	8:17
4th Quarter	6:30	8:30
Third-Down Conversions	2 of 13	9 of 17
Fourth-Down Conversions	1 of 2	1 of 1
Red-Zone Scores-Chances	1-3	4-4
Touchdowns	1-3	3-4
Field goals	0-3	1-4
Sacks By: Number-Yards	1-9	3-24
PAT Kicks	2-2	4-4
Field Goals	0-2	1-2
Points off turnovers	7	7

» GAME NOTES

- Snapped the team's 10-game winning streak
- Set a new program single-season rushing record with 30 - surpassing the previous mark of 28 set in 2007
- The all-time series between UT Martin and Southeast Missouri is tied once again at 19-19
- Skyhawks finish OVC play with a 5-1 record
- Zak Wallace tallied his 14th rushing touchdown of the season
- Tallied a season-low 278 yards of total offense
- Notched multiple interceptions for the fifth time this season
- Running backs Peyton Logan and Zak Wallace both tallied 75-yard rushing touchdowns against Southeast Missouri this season

NO. 10 UT MARTIN CLINCHES FIRST OVC TITLES SINCE 2006 WITH SCHOOL-RECORD NINTH STRAIGHT VICTORY AT TENNESSEE TECH

CAPE GIRARDEAU, Mo. – No. 8 ranked UT Martin saw its record setting nine-game winning streak come to an end on Saturday afternoon as it fell to Southeast Missouri 31-14 in the Ohio Valley Conference finale at Houck Stadium.

The Skyhawks conclude the regular season with an overall record of 9-2 while the league champions finish the conference schedule with a 5-1 mark.

UT Martin struggled to find much continuity in the contest on either side of the ball with the offense accumulating a season-low 278 yards of total offense while the defense – despite forcing two turnovers – allowed its most yards to a conference opponent this season with 412. Southeast Missouri dominated the time of possession while UT Martin was able to convert just 2-of-13 third-down conversion attempts as opposed to the home squad going 9-of-17 on the afternoon.

Hampered by various injuries, the Skyhawk entered the game down key starters at quarterback, wide receiver and on the offensive line while losing another defensive starter in the final regular season contest. UT Martin managed to rush for 165 yards while passing for 113 on just 57 offensive plays. Freshman quarterback Stewart Howell started for the Skyhawks, completing 3-of-6 pass attempts for 45 yards while getting sacked twice. Veteran Dresser Winn came in relief, completing 9-of-21 attempts for 68 yards while rushing for a touchdown.

Running back Zak Wallace made the most of his five carries by rushing for 112 yards and a touchdown. Wallace's touchdown run came on a 75-yard scamper on the team's opening drive of the second quarter and set a new team single-season rushing touchdown record – surpassing the program's previous mark of 28 set in 2007. In combination with Winn's later 10-yard scamper, the Skyhawks moved their season total up to 30.

On the defensive end, veterans Deven Sims and John Ford made their presence known throughout the contest by tallying a game-high 11 tackles each in the contest. Sims rounded out his day with 2.0 tackles for loss – including a nine-yard sack. Senior cornerback Shawn Shamburger set a new Skyhawk-high with eight tackles in the contest while notching a pair of pass breakups. Other contributors in the secondary were the pair of Oshae Baker and Jay Woods who both tallied interceptions in the contest.

Both teams scored quickly in the first two minutes of the second quarter. Southeast Missouri started to find its rhythm on its third drive of the game which spilled into the second period before CJ Ogbonna found Will Weidemann for a one-yard touchdown just 46 seconds into the second. The lead would be short-lived however as the Skyhawks immediately answered on their following possession. After a quick quarterback keeper by Howell on first down, he handed it off to Wallace who ripped it down the right sideline and sprinted 75 yards into the endzone to tie the game at 7-7.

The score remained the same until late in the first half following a quarterback change by the Skyhawks. Four consecutive costly penalties gave the Skyhawks first and 10 from the SEMO 10 where Winn kept it himself and swept across the left side and into the endzone to put the visitors on top 14-7 with 1:47 to play in the half. Despite little time on the clock, Southeast Missouri did not go quietly into the half as it marched down the field and scored a touchdown with eight seconds to play in the half to tie it at 14-14 at the break.

SEMO took control in the second half, scoring a touchdown in the third before adding 10 more points in the fourth quarter to run away with the 17-point win.

SCORING SUMMARY

Team	Qtr/Time	Scoring play	Conversion	P-Yds-TOP	Score
SEMO	2nd-14:14	WEIDEMANN, Will 1 yd pass from OGBONNA, CJ	DOAK, Kenny kick	11-44-4:59	0-7
UTM	2nd-13:24	WALLACE, Zak 75 yd run	LARCO, Tyler kick	2-75-0:50	7-7
UTM	2nd-01:47	WINN, Dresser 10 yd run	LARCO, Tyler kick	4-77-0:32	14-7
SEMO	2nd-00:08	JESTER, Terrell 7 yd pass from OGBONNA, CJ	DOAK, Kenny kick	11-75-1:39	14-14
SEMO	3rd-08:28	JESTER, Terrell 19 yd pass from OGBONNA, CJ	DOAK, Kenny kick	8-72-3:33	14-21
SEMO	4th-14:11	OGBONNA, CJ 23 yd run	DOAK, Kenny kick	8-67-4:39	14-28
SEMO	4th-06:08	DOAK, Kenny 18 yd field goal	-	9-62-5:52	14-31

STATISTICAL LEADERS

» UT MARTIN

RUSHING	ATT	YDS	TD	LG
WALLACE, ZAK	5	112	1	75
LOGAN, PEYTON	12	50	0	16
PASSING	C-A-I	YDS	TD	LG
WINN, DRESSER	9-21-1	68	0	14
RECEIVING	NO.	YDS	TD	LG
WILLIAMS, DONNELL	4	46	0	24
WILLIAMS, RODNEY	2	3	0	8
DEFENSE	S	A	TOT	OTHER
SIMS, DEVEN	6	5	11	2.0 TFL
FORD, JOHN	3	8	11	-

» SOUTHEAST MISSOURI

RUSHING	ATT	YDS	TD	LG
RUCKER, S.	28	110	0	19
OGBONNA, CJ	8	74	1	39
PASSING	C-A-I	YDS	TD	LG
OGBONNA, CJ	14-25-2	205	3	39
RECEIVING	NO.	YDS	TD	LG
KING, JOHNNY	4	79	0	39
JESTER, TERRELL	4	47	2	19
DEFENSE	S	A	TOT	OTHER
MINCEY, BRANDON	2	5	7	2.0 TFL
DOUGLAS, O.	2	4	6	1 FF

GAME TWELVE | #10 MISSOURI STATE

Nov. 27 | Plaster Stadium | Springfield, Mo.
3 pm | Att: 5,072



STATISTICAL LEADERS

	UTM	MO ST
FIRST DOWNS	19	17
Rushing	5	5
Passing	11	10
Penalty	3	2
NET YARDS RUSHING	89	119
Rushing Attempts	35	30
Average Per Rush	2.5	4.0
Rushing Touchdowns	2	1
Yards Gained Rushing	132	145
Yards Lost Rushing	43	26
NET YARDS PASSING	272	279
Completions-Attempts-Int	23-43-1	22-42-3
Average Per Attempt	6.3	6.6
Average Per Completion	11.8	12.7
Passing Touchdowns	2	3
TOTAL OFFENSE YARDS	361	398
Total offense plays	78	72
Average Gain Per Play	4.6	5.5
Fumbles: Number-Lost	2-0	4-3
Penalties: Number-Yards	5-50	5-60
PUNTS-YARDS	9-371	6-282
Average Yards Per Punt	41.2	47.0
Net Yards Per Punt	37.9	46.2
Inside 20	3	2
50+ Yards	1	2
Touchbacks	0	0
Fair catch	1	3
KICKOFFS-YARDS	7-430	5-221
Average Yards Per Kickoff	61.4	44.2
Net Yards Per Kickoff	37.7	40.6
Touchbacks	4	0
Fair Catch Yards	0	73
Punt returns: Number-Yards-TD	1-5-0	4-30-0
Average Per Return	5.0	7.5
Kickoff returns: Number-Yds-TD	1-18-0	3-66-0
Average Per Return	18.0	22.0
Interceptions: Number-Yds-TD	3-10-0	1-28-0
Fumble Returns: Number-Yds-TD	0-0-0	0-0-0
Miscellaneous Yards	0	0
Possession Time	31:44	28:16
1st Quarter	10:04	4:56
2nd Quarter	6:37	8:23
3rd Quarter	7:49	7:11
4th Quarter	7:14	7:46
Third-Down Conversions	4 of 17	3 of 14
Fourth-Down Conversions	1 of 2	2 of 3
Red-Zone Scores-Chances	5-5	3-3
Touchdowns	3-5	3-3
Field goals	2-5	0-3
Sacks By: Number-Yards	3-15	2-15
PAT Kicks	2-3	4-4
Field Goals	2-2	1-1
Points off turnovers	22	3

» GAME NOTES

Program's first FCS playoff win in school history

Jason Simpson picked up career win #100 - moving into sole possession of fourth on OVC's all-time wins list

Donnell Williams tallied 178 receiving yards - the seventh-best single-game performance in school history

Marked the second win over a top-10 ranked team this season

Skyhawks forced a season-high six turnovers (the most since 2016)

Game featured nine lead changes

Zak Wallace tallied his 15th rushing touchdown in 2021

Dresser Winn made first start since Oct. 20, 2018

Notched multiple interceptions (3) for the sixth time this year

Peyton Logan became the 10th player in program history to eclipse 1,000 rushing yards in a single season

Marked first win against Missouri State in seven tries

Skyhawks increased team single-season rushing touchdown record to 32

SKYHAWK FOOTBALL BREAKS THROUGH FOR FIRST-EVER FCS PLAYOFF VICTORY, KNOCKING OFF NO. 10 MISSOURI STATE BY 32-31 MARGIN

SPRINGFIELD, Mo. – The tale of the historical 2021 University of Tennessee at Martin football season gained at least another chapter today as the Skyhawks came out on top of a hard-fought 32-21 victory at Missouri State in the first round of the NCAA Football Championship Subdivision playoffs.

Ranked No. 13 after securing the program's second Ohio Valley Conference championship, UT Martin (10-2) showed grit and determination in defeating the 10th ranked Missouri State squad – one of six Missouri Valley Football Conference teams in the 24-team postseason field.

The highly acclaimed Skyhawk defense forced six turnovers – including a D'Carrious Stephens interception with 1:03 remaining that sealed the win. Oshae Baker and John Ford also recorded picks while David DuBose (two sacks), Austin Pickett (1.5 tackles for loss) and Shawn Shamburger (team-best seven tackles) made plays all over the field throughout the game.

Meanwhile, the duo of quarterback Dresser Winn (272 passing yards in his first start since Oct. 20, 2018) and wide receiver Donnell Williams (seven receptions for a career-best 178 yards – the seventh-best single-game performance in school history) guided UT Martin offensively. They connected for the eventual game-winning 37-yard touchdown score with 3:36 to go.

Today's win was the 100th in the career of Skyhawk head coach Jason Simpson and the first playoff victory in the program's FCS Era (since 1992). It marked UT Martin's first postseason triumph since Nov. 14, 1988 – a span of 12,067 days.

In a game that featured nine lead changes, the Skyhawks got on the scoreboard first thanks to a 33-yard field goal from Tyler Larco but Missouri State (8-4) quickly responded on the ensuing drive with their first touchdown of the day.

UT Martin found its first touchdown just 12 seconds into the second quarter when Winn found Zoe Roberts in the corner of the endzone for a six-yard touchdown strike. After Missouri State answered with a score of their own, the Skyhawks scored 10 consecutive points on a 14-yard touchdown scamper by running back Peyton Logan to put him over the 1,000 yard mark for the season and into the endzone for the fourth time this year before Larco added his second field goal to give UT Martin a 19-14 advantage.

Following a field goal at the end of the first half by the Bears, the Skyhawks took a 19-17 advantage into halftime.

Each team put points on the board in the third quarter with the Bears' Jason Shelley finding Latulas for a four-yard score to take a momentary lead before Zak Wallace gave the Skyhawks the lead back with his 15th rushing touchdown of the season on a 14-yard carry up the middle.

Missouri State found the endzone on a 29-yard touchdown strike from Shelley to Lane in the final seconds of the third quarter to give the home squad a 31-26 lead ending into the final quarter.

Both defenses were stingy in the fourth quarter exchanging stops - highlighted by an interception by Ford late in the period. On the first play after the new drive, Winn looked downfield and found a leaping Williams down the middle for a 37-yard touchdown to serve as the game-winner.

SCORING SUMMARY

Team	Qtr/Time	Scoring play	Conversion	P-Yds-TOP	Score
UTM	1st-04:15	LARCO, Tyler 33 yd field goal	-	9-58-3:53	3-0
MSU	1st-02:17	Tiavaasue,Ron 4 yd pass from Shelley,Jason	Pizano,Jose kick	4-75-1:58	3-7
UTM	2nd-14:48	ROBERTS, Zoe 6 yd pass from WINN, Dresser	LARCO, Tyler kick blockd	3-5-1:02	9-7
MSU	2nd-07:14	Little,Tobias 2 yd run	Pizano,Jose kick	10-40-4:06	9-14
UTM	2nd-01:52	LOGAN, Peyton 14 yd run	LARCO, Tyler kick	6-61-3:04	16-14
UTM	2nd-00:55	LARCO, Tyler 26 yd field goal	-	5-27-0:51	19-14
MSU	2nd-00:00	Pizano,Jose 47 yd field goal	-	5-16-0:28	19-17
MSU	3rd-05:48	Latulas,Kevon 4 yd pass from Shelley,Jason	Pizano,Jose kick	6-75-2:45	19-24
UTM	3rd-03:15	WALLACE, Zak 14 yd run	LARCO, Tyler kick	6-88-2:27	26-24
MSU	3rd-00:18	Lane,Xavier 29 yd pass from Shelley,Jason	Pizano,Jose kick	7-67-2:55	26-31
UTM	4th-03:36	WILLIAMS, Donne 37 yd pass from WINN, Dresser	2pt try failed	1-37-0:08	32-31

STATISTICAL LEADERS

» UT MARTIN

RUSHING	ATT	YDS	TD	LG
WALLACE, ZAK	5	112	1	75
LOGAN, PEYTON	12	50	0	16

PASSING	C-A-I	YDS	TD	LG
WINN, DRESSER	9-21-1	68	0	14

RECEIVING	NO.	YDS	TD	LG
WILLIAMS, DONNELL	4	46	0	24
WILLIAMS, RODNEY	2	3	0	8

DEFENSE	S	A	TOT	OTHER
SIMS, DEVEN	6	5	11	2.0 TFL
FORD, JOHN	3	8	11	-

» MISSOURI STATE

RUSHING	ATT	YDS	TD	LG
RUCKER, S.	28	110	0	19
OGBONNA, CJ	8	74	1	39


PASSING	C-A-I	YDS	TD	LG
OGBONNA, CJ	14-25-2	205	3	39

RECEIVING	NO.	YDS	TD	LG
KING, JOHNNY	4	79	0	39
JESTER, TERRELL	4	47	2	19

DEFENSE	S	A	TOT	OTHER
MINCEY, BRANDON	2	5	7	2.0 TFL
DOUGLAS, O.	2	4	6	1 FF

GAME THIRTEEN | #8 MONTANA STATE

Dec. 4 | Bobcat Stadium | Bozeman, Montana
3 pm | Att: 15,327



STATISTICAL LEADERS

	UTM	MSU
FIRST DOWNS	11	26
Rushing	4	21
Passing	7	3
Penalty	0	2
NET YARDS RUSHING	66	387
Rushing Attempts	26	60
Average Per Rush	2.5	6.4
Rushing Touchdowns	0	3
Yards Gained Rushing	95	399
Yards Lost Rushing	29	12
NET YARDS PASSING	112	51
Completions-Attempts-Int	16-31-1	8-20-0
Average Per Attempt	3.6	2.5
Average Per Completion	7.0	6.4
Passing Touchdowns	0	0
TOTAL OFFENSE YARDS	178	438
Total offense plays	57	80
Average Gain Per Play	3.1	5.5
Fumbles: Number-Lost	2-0	1-1
Penalties: Number-Yards	5-28	2-10
PUNTS-YARDS	7-279	2-77
Average Yards Per Punt	39.9	38.5
Net Yards Per Punt	32.9	28.5
Inside 20	3	0
50+ Yards	1	0
Touchbacks	0	1
Fair catch	1	0
KICKOFFS-YARDS	2-128	6-319
Average Yards Per Kickoff	64.0	53.2
Net Yards Per Kickoff	39.5	37.0
Touchbacks	1	2
Fair Catch Yards	0	0
Punt returns: Number-Yards-TD	0-0-0	6-49-0
Average Per Return	0.0	8.2
Kickoff returns: Number-Yds-TD	4-47-0	1-24-0
Average Per Return	11.8	24.0
Interceptions: Number-Yds-TD	0-0-0	1-0-0
Fumble Returns: Number-Yds-TD	1-68-1	0-0-0
Miscellaneous Yards	0	0
Possession Time	23:15	36:45
1st Quarter	5:47	9:13
2nd Quarter	5:12	9:48
3rd Quarter	3:42	11:18
4th Quarter	8:34	6:26
Third-Down Conversions	5 of 15	6 of 16
Fourth-Down Conversions	0 of 1	2 of 3
Red-Zone Scores-Chances	0-0	4-4
Touchdowns	0-0	2-4
Field goals	0-0	2-4
Sacks By: Number-Yards	2-11	3-22
PAT Kicks	1-1	2-3
Field Goals	0-1	2-3
Points off turnovers	7	0

» GAME NOTES

Jay Woods scored a 68-yard touchdown on a fumble recovery

The Skyhawks were held to a season-low 66 rushing yards

UT Martin only passed for 112 yards, but still surpassed Montana State's 51 yard total

This marked the Skyhawks first appearance in the second round of the NCAA Division I Championship

Montana State went on to finish as the national runner-up, falling to North Dakota State in the national championship

John Ford posted a game-high 12 tackles while forcing a fumble

RECORD-SETTING UT MARTIN FOOTBALL SEASON COMES TO A CLOSE IN NCAA FCS PLAYOFFS SECOND ROUND AT NO. 8 MONTANA STATE

BOZEMAN, Mont. – The historical 2021 University of Tennessee at Martin football season ended today with a 26-7 setback at No. 8 Montana State in the second round of the NCAA Football Championship Subdivision playoffs. The Ohio Valley Conference champion Skyhawks conclude the fall with a 10-3 overall record – their most victories in the school's Division I Era (since 1992).

It was a defensive battle this afternoon as the game was scoreless through 17-plus minutes. UT Martin trailed by only three points at halftime and was within six points going into the fourth quarter before the Bobcats pieced together 13 unanswered points in the final 14:05.

John Ford and Jay Woods joined forces for the Skyhawks' lone touchdown of the day – the fifth defensive score of the season for UT Martin (four touchdowns, one safety). Ford jarred the ball loose for a fumble and Woods scooped it up and sprinted 68 yards untouched down the visitor's sideline for a touchdown with 16 seconds remaining in the second quarter.

Ford made a game-high 12 tackles while D'Carrious Stephens had 10 tackles and a sack for the Skyhawks. Korbin Harmon (blocked field goal), JaQuez Akins (sack), Deven Sims (0.5 tackles for loss) and Robert Hicks (0.5 tackles for loss) also stood out for UT Martin defensively.

The Skyhawk offense could only manage 178 total yards (112 passing, 66 rushing) today against a Bobcat defensive unit that entered the contest ranking third nationally in scoring defense (13.2 points allowed per game). Dresser Winn threw for 98 yards while Peyton Logan gained 71 yards on 13 carries. Zoe Roberts hauled in a game-high six receptions for UT Martin.

Kicking into winds that exceeded 30 miles per hour throughout the day, Tyler Larco boomed seven punts for 279 yards (39.9 yard average) – including a long of 58 yards. He pinned Montana State inside its own 20-yard line on three different occasions.

After a Larco punt placed the Bobcats at their own 17-yard line in the second quarter, Montana State went 83 yards in 13 plays for the first score of the contest.

The Bobcats tacked on a 34-yard field goal on their next drive to make the score 10-0 but the Skyhawk defense shifted the momentum soon thereafter. Following a 58-yard field goal attempt with the wind at their backs, UT Martin forced a Montana State punt. On the Bobcats' next possession, Ford stripped quarterback Tommy Mellott and Woods was off to the races. His score cut the Skyhawk deficit to 10-7 right before the halftime break.

The Bobcats successfully made a 30-yard field goal attempt on the initial possession of the second half quarter. Both sides then swapped punts and the Skyhawks only ran two plays before heading into the fourth quarter facing a 13-7 hole.

Larco's 58-yard punt set up Montana State's next drive as the Bobcats scored on their first play – a 73-yard run from Mellott. The PAT hit off the left upright and was no good, making the score 19-7. The Bobcats then added another touchdown on a 17-yard touchdown to finish off a 5:31 drive.

The Skyhawks' 2021 season was a memorable one as UT Martin became just the third team in school history to win 10 or more games, joining the 1967 and 1988 squads. En route to their second OVC championship in program history, the Skyhawks were ranked as high as eighth nationally – equaling their highest rank in school history. Simpson earned OVC Coach of the Year accolades and won his 100th career game to move into fourth place all-time in league history, presiding over 21 All-OVC honorees.

SCORING SUMMARY

Team	Qtr/Time	Scoring play	Conversion	P-Yds-TOP	Score
MON	2nd/12:26	Mellott, Tommy 1 yd run	Glessner, Blake kick	13-83-4:19	0-7
MON	2nd/08:15	Glessner, Blake 34 yd field goal		5-13-2:36	0-10
UTM	2nd/00:16	WOODS, Jay 68 yd fumble recovery	LARCO, Tyler kick		7-10
MON	3rd/08:45	Glessner, Blake 30 yd field goal		13-61-6:15	7-13
MON	4th/14:05	Mellott, Tommy 73 yd run	Glessner kick failed	1-73-0:11	7-19
MON	4th/05:16	Ifanse, Isaiah 17 yd run	Glessner kick	11-62-5:24	7-26

STATISTICAL LEADERS

» UT MARTIN

RUSHING	ATT	YDS	TD	LG
LOGAN, PEYTON	13	71	0	16
WALLACE, ZAK	6	19	0	9

PASSING	C-A-I	YDS	TD	LG
WINN, DRESSER	13-27-0	98	0	19

RECEIVING	NO.	YDS	TD	LG
ROBERTS, ZOE	6	25	0	9
WILLIAMS, DONNELL	3	21	0	15

DEFENSE	S	A	TOT	OTHER
FORD, JOHN	8	4	12	1 FF
STEPHENS, D'CARRIOUS	6	4	10	1.0 TFL

» MONTANA STATE

RUSHING	ATT	YDS	TD	LG
MELLOTT, TOMMY	24	181	2	73
IFANSE, ISAIAH	28	176	1	18

PASSING	C-A-I	YDS	TD	LG
MELLOTT, TOMMY	8-20-0	51	0	13

RECEIVING	NO.	YDS	TD	LG
PATTERSON, WILLI	4	27	0	10
MCCUTCHEON, LANC	1	13	0	13

DEFENSE	S	A	TOT	OTHER
O'REILLY, CALLAH	6	4	10	1 PBU
WOODARD, SIMEON	4	2	6	1 INT




YOUR
CHAMPIONSHIP.
YOUR RING. YOUR LEGACY.

JOSTENS IS PROUD TO BE THE OFFICIAL RECOGNITION COMPANY
OF THE OHIO VALLEY CONFERENCE.



VIEW THE FULL COLLECTION AT [JOSTENS.COM/COLLEGESPORTS](https://www.jostens.com/collegesports)



RECORD



BOOK



ALL-TIME RESULTS

ARKANSAS		
Record: 0-1		
Away: 0-1		
Date	H/A/N	Result
10/31/15	A	L, 63-28

ARKANSAS COLLEGE		
Record: 1-0		
Home: 1-0		
Date	H/A/N	Result
9/27/35	H	W, 21-0

ARKANSAS-MONTICELLO		
Record: 0-1-1		
Home: 0-0-1		
Away: 0-1		
Date	H/A/N	Result
10/10/30	H	T, 7-7
10/9/31	A	L, 6-0

ARKANSAS STATE		
Record: 4-10		
Home: 3-2		
Away: 1-8		
Date	H/A/N	Result
10/11/35	A	W, 35-0
10/9/36	H	W, 34-0
10/7/37	A	L, 10-7
10/8/38	H	L, 7-6
11/11/39	A	L, 26-13
11/8/40	H	W, 14-7
10/27/56	H	L, 20-12
10/4/57	H	W, 26-18
9/6/80	A	L, 29-9
9/3/83	A	L, 31-0
9/15/84	A	L, 72-14
9/28/02	A	L, 30-10
9/6/03	A	L, 63-6
9/10/05	A	L, 56-7

ATHENS STATE		
Record: 0-1-1		
Home: 0-1		
Away: 0-0-1		
Date	H/A/N	Result
11/6/48	A	T, 0-0
10/7/49	H	L, 54-0

AUBURN		
Record: 0-1		
Away: 0-1		
Date	H/A/N	Result
11/8/08	A	L, 37-20

AUSTIN PEAY		
Record: 41-27-2		
Home: 19-12-1		
Away: 22-15-1		
Date	H/A/N	Result
11/14/30	A	W, 32-0
11/26/31	H	T, 0-0
11/5/32	A	T, 6-6
10/16/36	H	W, 19-0
11/13/36	A	W, 33-0
10/21/37	H	W, 20-12
10/22/38	A	L, 14-13
10/20/39	H	L, 7-0
10/18/40	A	L, 20-0
10/17/41	H	L, 13-0
10/12/46	A	L, 33-0
11/8/46	H	L, 14-6
11/15/47	A	L, 20-7
11/12/48	H	L, 39-0
11/21/59	A	W, 21-10
10/1/60	H	W, 13-7
9/30/61	A	W, 14-7
9/29/62	H	W, 16-0
11/23/63	A	L, 20-6
11/21/64	H	L, 35-0
11/20/65	A	L, 49-0
11/19/66	H	L, 17-13
11/23/67	A	W, 47-6
11/28/68	H	L, 9-7
9/13/69	A	W, 7-6

10/17/70	H	W, 22-21
10/16/71	A	W, 17-3
10/14/72	H	L, 18-6
10/27/73	A	W, 26-0
11/2/74	H	W, 31-26
11/1/75	A	W, 24-15
9/11/76	H	W, 24-20
9/10/77	A	W, 23-10
9/9/78	H	L, 21-14
9/8/79	A	L, 34-7
9/13/80	H	W, 24-20
11/21/81	A	L, 28-14
9/18/82	A	W, 17-14
9/10/83	H	L, 45-6
9/8/84	A	L, 13-10
9/14/85	H	L, 13-7
9/13/86	A	L, 36-0
9/12/87	H	W, 30-10
9/9/89	H	W, 21-0
9/8/90	A	W, 24-10
11/9/91	H	W, 34-28
11/21/92	A	L, 32-18
11/20/93	A	W, 39-33
11/19/94	H	L, 27-21
11/18/95	H	W, 31-28
11/23/96	A	L, 55-24
11/15/97	A	W, 36-26
8/28/03	H	W, 21-20
9/18/04	A	W, 31-14
9/30/06	A	W, 20-10
9/22/07	A	L, 17-14
9/20/08	A	W, 31-17
11/21/09	H	W, 48-38
11/6/10	A	W, 28-12
10/8/11	H	W, 61-23
9/22/12	A	W, 31-6
10/26/13	A	W, 38-14
10/25/14	H	W, 21-16
10/17/15	A	W, 44-14
10/8/16	H	W, 45-31
9/30/17	A	L, 7-0
9/22/18	H	W, 37-7
11/9/19	A	L, 38-24
3/21/21	A	W, 37-34
10/30/21	H	W, 17-16

BACONE COLLEGE		
Record: 1-0		
Home: 1-0		
Date	H/A/N	Result
9/17/16	H	W, 84-6

BAKER		
Record: 1-0		
Home: 1-0		
Date	H/A/N	Result
9/6/08	H	W, 56-0

BAYLOR		
Record: 0-3		
Home: 0-2		
Away: 0-1		
Date	H/A/N	Result
10/29/55	H	L, 13-7
9/29/56	H	L, 34-0
11/8/57	A	L, 31-13

BETHEL (KY.)		
Record: 1-1		
Home: 0-1		
Away: 1-1		
Date	H/A/N	Result
11/20/25	A	W
9/25/31	H	L, 7-2

BETHEL (TENN.)		
Record: 14-10-1		
Home: 7-6-1		
Away: 7-4		
Date	H/A/N	Result
12/4/25	H	L, 19-17
11/25/26	A	L, 21-7
11/17/27	A	W, 13-12

11/2/28	A	L, 14-0
10/30/30	A	W, 31-0
10/23/31	H	L, 19-6
11/11/32	H	L, 17-0
11/16/34	H	L, 7-6
11/15/35	H	T, 0-0
11/6/36	A	W, 13-0
10/27/41	A	L, 27-18
11/21/41	H	W, 55-6
10/4/46	H	L, 13-0
11/22/46	A	W, 25-6
10/16/47	A	W, 13-6
11/2/47	H	W, 20-6
10/15/48	H	L, 13-12
10/14/49	A	L, 30-6
10/14/50	H	W, 13-0
10/28/50	A	W, 19-13
10/13/51	A	W, 2-0
11/2/51	H	W, 13-0
10/4/52	H	W, 19-13
9/7/95	H	W, 97-7
9/10/15	H	W, 72-10

BOISE STATE		
Record: 0-1		
Away: 0-1		
Date	H/A/N	Result
9/7/13	A	L, 63-14

BRADLEY		
Record: 2-0		
Home: 1-0		
Away: 1-0		
Date	H/A/N	Result
10/23/65	H	W, 34-25
10/22/66	A	W, 40-0

BUTLER		
Record: 1-0		
Home: 1-0		
Date	H/A/N	Result
*11/14/88	H	W, 23-6

BURRITT COLLEGE		
Record: 1-0		
Home: 1-0		
Date	H/A/N	Result
10/5/34	H	W, 32-0

CAMP CAMPBELL		
Record: 1-0		
Home: 1-0		
Date	H/A/N	Result
11/1/46	H	W, 6-0

CARSON-NEWMAN		
Record: 2-1		
Home: 2-0		
Away: 0-1		
Date	H/A/N	Result
11/5/60	H	W, 26-21
11/4/61	A	L, 10-8
11/3/62	H	W, 22-9

CARUTHERSVILLE JC		
Record: 3-0		
Home: 2-0		
Away: 1-0		
Date	H/A/N	Result
10/4/29	H	W, 7-0
10/3/30	H	W, 19-0
11/13/31	A	W, 20-14

CENTRAL ARKANSAS		
Record: 5-9		
Home: 3-4		
Away: 2-5		
Date	H/A/N	Result
9/27/58	A	W, 7-6
9/26/59	H	L, 13-0
9/24/60	A	L, 19-6
9/23/61	H	L, 15-8
9/22/62	A	W, 13-6
9/21/63	H	L, 13-6

9/19/64	A	L, 7-0
9/18/65	H	L, 15-14
9/17/66	A	L, 17-14
11/18/67	H	W, 48-14
9/1/05	H	W, 35-34
9/15/07	A	L, 48-34
9/14/13	H	W, 24-23
9/6/14	A	L, 26-24

CHARLESTON SOUTHERN		
Record: 1-0		
Home: 1-0		
Date	H/A/N	Result
11/5/94	H	W, 42-14

CHATTANOOGA		
Record: 2-4		
Home: 0-2		
Away: 2-2		
Date	H/A/N	Result
8/31/91	A	L, 21-14
9/12/92	A	L, 37-28
9/2/93	H	L, 26-7
8/29/13	A	W, 31-21
9/16/17	A	W, 21-7
9/15/18	H	L, 34-24

CINCINNATI		
Record: 0-1		
Away: 0-1		
Date	H/A/N	Result
9/1/16	A	L, 28-7

CLARION		
Record: 1-0		
Home: 1-0		
Date	H/A/N	Result
8/31/17	H	W, 36-0

COLUMBIA MILITARY		
Record: 2-0		
Home: 1-0		
Away: 1-0		
Date	H/A/N	Result
9/24/55	A	W, 9-6
10/13/56	H	W, 35-0

CONCORDIA		
Record: 1-0		
Home: 1-0		
Date	H/A/N	Result
9/11/08	H	W, 87-21

CUMBERLAND		
Record: 0-3		
Home: 0-2		
Away: 0-1		
Date	H/A/N	Result
10/1/26	A	L, 30-0
10/28/32	H	L, 12-0
10/29/48	H	L, 12-7

DELTA STATE		
Record: 16-23		
Home: 11-9		Away: 5-14
Date	H/A/N	Result
10/26/29	A	L, 27-0
10/24/30	H	W, 26-6
10/4/35	H	W, 25-0
10/23/36	H	W, 19-13
11/8/58	A	W, 14-0
10/10/59	A	L, 33-0
10/29/60	H	L, 34-8
10/28/61	A	L, 22-8
10/27/62	H	W, 19-18
10/26/63	A	L, 21-8
10/24/64	H	L, 17-0
10/2/65	A	L, 24-17
10/1/66	H	L, 7-3
10/21/67	A	L, 19-18
10/26/68	H	W, 29-20
10/25/69	A	L, 28-6
10/24/70	A	W, 17-13

10/23/71	H	W, 17-12
10/21/72	A	L, 24-12
10/20/73	H	L, 28-10
10/26/74	A	L, 29-0
10/25/75	H	L, 13-3
10/23/76	A	W, 42-25
10/22/77	H	W, 46-7
10/21/78	A	L, 42-14
10/20/79	H	L, 28-27
11/15/80	A	W, 9-0
11/14/81	H	W, 34-25
11/13/82	A	L, 47-0
11/12/83	H	W, 34-16
10/6/84	H	L, 27-7
10/12/85	A	L, 16-3
10/11/86	H	L, 38-19
10/10/87	A	L, 17-14
10/1/88	H	W, 15-3
9/30/89	A	W, 13-12
9/29/90	H	L, 27-18
10/19/91	A	L, 37-27
9/5/92	H	W, 24-0

DRAUGHTON

Record: 1-0

Home: 1-0

Date	H/A/N	Result
10/14/37	H	W, 84-0

EAST MISSISSIPPI CC

Record: 1-0

Home: 1-0

Date	H/A/N	Result
10/2/54	H	W, 7-0

EASTERN ILLINOIS

Record: 12-15

Home: 8-6		Away: 4-9
Date	H/A/N	Result
9/16/95	A	L, 30-22
9/28/96	H	L, 38-0
9/6/97	A	L, 42-6
11/14/98	H	L, 56-35
9/25/99	A	L, 42-21
9/23/00	H	L, 42-7
11/1/01	H	L, 56-16
11/9/02	A	L, 55-43
10/25/03	A	L, 29-12
10/23/04	H	W, 32-14
10/29/05	A	L, 26-7
10/28/06	H	W, 15-9
10/20/07	A	L, 29-23
10/9/08	H	W, 29-26
11/14/09	A	L, 49-13
9/18/10	H	W, 20-10
10/22/11	A	W, 24-23
10/6/12	H	W, 51-37
11/23/13	H	L, 70-22
11/22/14	A	W, 37-16
11/7/15	H	L, 23-21
11/5/16	A	W, 33-17
10/28/17	H	W, 27-10
10/20/18	A	L, 24-21 (OT)
10/19/19	H	W, 27-18
3/7/21	H	W, 28-15
10/16/21	A	W, 28-17

EASTERN KENTUCKY

Record: 5-25

Home: 2-13		Away: 3-12
Date	H/A/N	Result
10/13/73	A	L, 16-14
10/19/74	H	L, 24-9
10/26/91	A	L, 56-21
10/24/92	H	L, 35-9
10/30/93	A	L, 30-0
10/29/94	H	L, 34-14
10/21/95	A	L, 38-15
10/26/96	H	L, 45-7
11/1/97	A	L, 49-0
10/31/98	H	L, 47-29
10/23/99	A	L, 54-7
10/21/00	H	L, 27-0
9/29/01	H	L, 42-10

10/5/02	A	L, 58-3
11/8/03	A	L, 41-32
11/6/04	H	L, 41-14
11/12/05	A	L, 31-17
11/11/06	H	L, 31-28
11/22/08	H	L, 33-31
10/17/09	A	L, 31-25
10/16/10	H	W, 10-7
11/19/11	A	L, 23-16
9/29/12	H	L, 28-16
11/16/13	A	W, 16-7
9/20/14	H	L, 49-24
11/7/15	A	W, 42-35
10/29/16	H	W, 33-3
10/21/17	A	L, 31-21
10/13/18	H	L, 35-34
10/5/19	A	W, 38-28

ETSU

Record: 0-1

Home: 0-1

Date	H/A/N	Result
9/11/03	H	L, 14-7 [OT]

FLORIDA

Record: 0-1

Away: 0-1

Date	H/A/N	Result
9/7/19	A	L, 45-0

FORT CAMPBELL

Record: 0-1

Home: 0-1

Date	H/A/N	Result
10/28/52	H	L, 27-0

FORT VALLEY STATE

Record: 1-0

Home: 1-0

Date	H/A/N	Result
9/11/82	H	W, 14-6

FREED-HARDEMAN

Record: 2-0-1

Home: 2-0-1

Date	H/A/N	Result
10/30/31	H	W, 25-7
10/21/32	H	T, 0-0
10/12/34	H	W, 25-0

GARDNER-WEBB

Record: 2-2

Home: 1-1		Away: 1-1
Date	H/A/N	Result
8/30/01	H	L, 45-20
11/2/02	A	L, 24-0
9/24/05	A	W, 31-28
9/16/06	H	W, 35-9

GEORGETOWN (KY.)

Record: 1-1

Home: 1-0		Away: 0-1
Date	H/A/N	Result
9/20/58	H	W, 33-7
10/31/59	A	L, 23-14

GEORGIA STATE

Record: 0-1

Away: 0-1

Date	H/A/N	Result
10/22/16	A	L, 31-6

HARDING

Record: 3-0

Home: 2-0		Away: 1-0
Date	H/A/N	Result
10/17/59	H	W, 33-13
9/14/63	H	W, 19-7
9/12/64	A	W, 28-0

HAWAII		
Record: 0-1		
Away: 0-1		
Date	H/A/N	Result
9/10/16	A	L, 41-36

HENDERSON STATE

Record: 1-0

Home: 1-0

Date	H/A/N	Result
9/10/88	H	W, 33-0

HENDRIX

Record: 2-0

Home: 1-0		Away: 1-0
Date	H/A/N	Result
10/11/57	A	W, 39-0
10/11/58	H	W, 34-0

HIWASSEE COLLEGE

Record: 3-0

Home: 2-0		Away: 1-0
Date	H/A/N	Result
11/28/34	A	W, 21-0
10/18/35	H	W, 35-0
10/2/36	H	W, 14-3

INDIANA STATE

Record: 0-1

Away: 0-1

Date	H/A/N	Result
9/25/04	A	L, 41-24

IOWA WESLEYAN

Record: 1-0

Home: 1-0

Date	H/A/N	Result
9/3/09	H	W, 56-0

ITAWAMBA CC CC JC

Record: 1-5

Home: 0-3		Away: 1-2
Date	H/A/N	Result
10/1/49	H	L, 35-6
9/30/50	A	L, 39-2
9/27/51	H	L, 33-6
9/27/52	A	W, 14-7
9/26/53	H	L, 13-0
10/9/54	A	L, 14-0

JACKSONVILLE STATE

Record: 9-34

Home: 5-17	Away: 4-17	
Date	H/A/N	Result
10/7/67	A	W, 38-0
10/12/68	H	L, 16-12
10/11/69	A	L, 22-20
10/10/70	H	L, 16-14
10/30/71	A	L, 30-10
9/23/72	H	L, 20-6
9/22/73	A	L, 50-7
9/28/74	H	L, 17-0
10/18/75	A	L, 11-3
9/25/76	H	L, 24-3
9/24/77	A	L, 36-13
9/23/78	H	L, 44-15
9/22/79	A	W, 15-14
11/8/80	H	L, 19-14
11/7/81	A	L, 44-7
11/6/82	H	L, 41-13
11/5/83	A	L, 31-19
10/27/84	H	L, 23-16
11/2/85	A	L, 19-13
11/1/86	H	L, 30-20
10/31/87	A	W, 28-17
10/22/88	H	W, 31-24
10/21/89	A	L, 63-0
10/20/90	H	L, 21-7
10/11/03	A	L, 34-24
10/9/04	H	L, 59-12
10/15/05	A	L, 37-17
9/23/06	H	W, 24-14
10/4/07	A	L, 27-24
10/23/08	H	W, 31-30

10/3/09	A	L, 52-7
10/9/10	H	L, 30-20
9/1/11	A	L, 24-23
11/3/12	H	W, 49-47
10/5/13	H	L, 41-27
10/4/14	A	L, 38-14
9/26/15	H	L, 48-41
11/19/16	A	L, 33-7
11/11/17	H	L, 14-7
11/3/18	A	L, 21-14
11/2/19	H	W, 22-17
3/14/21	H	L, 37-20
9/25/21	A	W, 34-31

JONESBORO BAPTIST

Record: 4-1

Home: 2-1		Away: 2-0
Date	H/A/N	Result
10/17/25	H	W, 22-0
11/29/28	H	L, 7-6
11/1/29	A	W, 29-6
11/21/30	H	W, 38-6
11/9/34	A	W, 45-6

KENTUCKY

Record: 0-2

Away: 0-2

Date	H/A/N	Result
8/30/14	A	L, 59-14
11/23/19	A	L, 50-7

KENTUCKY STATE

Record: 1-0

Home: 1-0

Date	H/A/N	Result
11/20/82	H	W, 20-0

KENTUCKY WESLEYAN

Record: 2-0

Home: 2-0

Date	H/A/N	Result
9/13/01	H	W, 54-14
9/12/02	H	W, 42-14

LAMBUTH

Record: 14-3-1

Home: 10-1-1		Away: 4-2
Date	H/A/N	Result
11/26/25	H	W, 13-0
11/6/26	A	W, 13-7
11/11/27	H	T, 7-7
11/12/28	A	W, 14-0
11/11/29	A	W, 14-0
11/8/30	A	W, 7-0
10/16/31	H	W, 25-0
10/14/32	H	W, 20-6
11/2/34	H	W, 29-0
10/25/35	H	W, 21-6
11/15/40	H	W, 44-32
10/24/41	H	L, 37-0
11/19/41	A	L, 26-6
10/23/47	H	W, 16-0
10/22/48	A	L
9/11/99	H	W, 25-19 (OT)
8/31/00	H	W, 32-21
10/21/10	H	W, 52-21

LANE

Record: 5-0

Home: 5-0

Date	H/A/N	Result
11/19/83	H	W, 22-7
9/7/85	H	W, 12-6
9/6/86	H	W, 57-11
9/1/90	H	W, 73-0
9/17/94	H	W, 14-6

LITTLE ROCK

Record: 0-2

Home: 0-1		Away: 0-1
Date	H/A/N	Result
11/7/53	H	L, 38-7
11/5/54	A	L, 39-7

LOUISIANA-MONROE

Record: 0-1

Away: 0-1

Date	H/A/N	Result
10/1/37	A	L, 59-0
10/30/47	A	L, 32-0

MARION INSTITUTE

Record: 1-0

Home: 1-0

Date	H/A/N	Result
9/27/57	H	W, 32-6

MCNEESE

Record: 1-4

Home: 0-2		Away: 1-2
Date	H/A/N	Result
9/28/68	A	L, 16-0
9/27/69	H	L, 17-15
9/26/70	A	W, 10-7
9/25/71	H	L, 24-20
11/23/91	A	L, 17-16

MEMPHIS

Record: 4-9-1

Home: 2-3-1		Away: 2-6
Date	H/A/N	Result
10/23/25	A	W, 15-6
10/6/28	A	L, 60-0
10/19/29	H	L, 13-2
11/28/30	A	L, 14-13
11/19/32	A	L, 6-0
11/12/37	H	T, 6-6
10/6/39	H	W, 13-7
10/4/40	H	L, 19-7
10/7/41	A	L, 20-0
10/7/55	H	L, 26-6
11/1/56	H	W, 27-14
9/19/09	A	L, 41-14
9/1/12	A	W, 20-17
11/9/13	A	L, 21-6

MEMPHIS NAVY

Record: 3-4

Away: 3-4

Date	H/A/N	Result
10/23/53	A	L, 33-0
11/19/54	A	L, 23-6
11/19/55	A	L, 13-6
11/15/56	A	L, 13-6
11/15/57	A	W, 25-20
11/14/59	A	W, 26-6
9/17/60	A	W, 35-0

MIDDLE TENNESSEE

Record: 8-22-1

Home: 6-8-1	Away: 2-13	
Date	H/A/N	Result
10/2/31	H	L, 19-0
9/30/32	A	L, 18-7
10/11/40	A	L, 45-6
10/10/41	H	W, 7-6
9/28/63	A	L, 21-14
9/26/64	H	T, 0-0
9/25/65	A	L, 24-14
9/24/66	H	L, 10-3
10/28/67	H	W, 44-36
11/2/68	A	L, 24-17
9/19/70	A	L, 28-7
9/18/71	H	W, 28-0
9/16/72	A	L, 30-3
9/15/73	H	L, 7-0
9/18/76	A	W, 38-3
9/17/77	H	W, 27-0
9/16/78	A	W, 28-17
9/15/79	H	W, 31-23
9/12/81	A	L, 6-3
9/17/83	H	L, 39-3
10/13/90	A	L, 65-17
10/31/91	A	L, 61-14
11/7/92	H	L, 14-0
10/9/93	H	W, 24-14
10/8/94	A	L, 38-7
11/4/95	A	L, 45-17

11/9/96	H	L, 30-12
10/11/97	H	L, 37-24
11/7/98	H	L, 47-33
11/6/99	A	L, 70-14
9/8/18	A	L, 61-37

MILLIKIN

Record: 1-0

Away: 1-0

Date	H/A/N	Result
9/23/67	A	W, 70-0

MILLSAPS COLLEGE

Record: 1-0

Home: 1-0

Date	H/A/N	Result
10/22/60	H	W, 55-6

MISSISSIPPI COLLEGE

Record: 5-12

Home: 2-6		Away: 3-6
Date	H/A/N	Result
10/5/74	A	W, 23-7
10/4/75	H	L, 14-10
10/2/76	H	W, 36-14
10/1/77	A	L, 27-24
9/30/78	H	L, 21-7
9/29/79	A	W, 13-10
10/25/80	H	W, 30-27
10/24/81	A	W, 29-28
10/23/82	H	L, 16-9
10/22/83	A	L, 28-0
9/29/84	A	L, 20-10
10/5/85	H	L, 38-0
10/4/86	A	L, 28-3
10/3/87	H	L, 34-24
9/24/88	A	L, 24-21
9/23/89	H	L, 24-3
9/22/90	A	L, 44-14

MISSISSIPPI COLLEGE

Record: 1-0

Home: 1-0

Date	H/A/N	Result
10/26/34	H	W, 39-0

MISSISSIPPI DELTA CC

Record: 4-0

Home: 3-0		Away: 1-0
Date	H/A/N	Result
10/7/27	H	W, 39-0
9/26/30	H	W, 31-2
10/31/36	A	W, 40-0
10/28/37	H	W, 15-6

MISSISSIPPI STATE

Record: 0-2

Away: 0-2

Date	H/A/N	Result
11/5/11	A	L, 55-17
11/8/14	A	45-16

MISSOURI

Record: 0-1

Home: 0-0	Away: 1-0	
Date	H/A/N	Result
9/1/18	A	L, 51-14

MISSOURI BAPTIST

Record: 1-0-1

Home: 0-0-1		Away: 1-0
Date	H/A/N	Result
11/4/49	H	T, 26-26
11/4/50	A	W, 52-7

MISSOURI S&T

Record: 5-0

Home: 2-0		Away: 3-0
Date	H/A/N	Result
10/8/60	A	W, 20-12
10/7/61	H	W, 50-22
10/6/62	A	W, 26-18
10/5/63	H	W, 32-7
10/3/64	A	W, 26-6

MISSOURI STATE

Record: 1-6

Home: 0-2		Away: 1-4
Date	H/A/N	Result
9/21/96	H	L, 39-7
9/20/97	A	L, 27-14
11/13/99	A	L, 62-7
11/4/00	A	L, 52-6
9/6/07	H	L, 51-41
9/12/08	A	L, 24-14
11/27/21	A	W, 32-31*

MONTANA STATE

Record: 0-1

Home: 0-0	Away: 0-1	
Date	H/A/N	Result
12/4/21	A	L, 26-7*

MOREHEAD STATE

Record: 8-2

Home: 4-1		Away: 4-1
Date	H/A/N	Result
11/13/76	A	W, 40-0
11/12/77	H	W, 49-7
10/14/78	H	W, 23-9
10/13/79	A	L, 7-0
9/28/91	A	W, 32-28
9/19/92	H	W, 20-7
11/13/93	A	W, 17-0
11/12/94	H	W, 21-7
9/23/95	A	W, 49-24
10/13/01	H	L, 31-13

MORRIS BROWN

Record: 1-0

Home: 1-0

Date	H/A/N	Result
10/18/80	H	W, 49-21

MURRAY STATE

Record: 22-38-1

Home: 13-17	Away: 9-21-1	
Date	H/A/N	Result
1924	A	L, 13-0
10/3/25	H	L, 6-0
10/8/26	A	L, 25-0
10/28/27	H	L, 13-7
10/19/28	A	L, 34-6
11/28/29	A	L, 13-7
10/17/30	H	L, 7-0
10/15/61	A	L, 25-15
10/13/62	H	L, 15-12
10/19/63	A	L, 19-8
10/17/64	H	L, 32-14
10/16/65	A	W, 17-7
10/29/66	H	W, 16-12
9/16/67	H	W, 16-9
9/21/68	A	T, 7-7
10/9/71	H	W, 41-0
10/4/72	A	L, 14-7
10/6/73	H	L, 21-10
10/12/74	A	L, 14-6
10/11/75	H	L, 17-10
10/9/76	A	W, 24-0
10/8/77	H	W, 31-20
10/7/78	A	L, 21-7
10/6/79	H	L, 24-0
10/11/80	A	L, 20-6
10/10/81	H	L, 10-7
10/9/82	A	W, 10-7
9/5/87	A	L, 34-6
9/3/88	A	W, 32-24
9/2/89	H	L, 24-3
10/12/91	A	L, 40-34
10/10/92	H	W, 13-7
10/2/93	H	L, 28-21
10/1/94	A	L, 28-24
10/7/95	A	L, 33-9
10/12/96	H	L, 28-14
10/4/97	H	L, 45-7
10/3/98	A	L, 47-35
10/9/99	A	L, 62-14
10/7/00	H	L, 48-3
11/10/01	A	L, 35-17

11/16/02	H	L, 42-3
11/13/03	H	L, 41-26
11/13/04	A	L, 38-0
11/17/05	H	W, 49-20
11/18/06	A	W, 42-14
11/10/07	H	W, 76-34
9/27/08	A	W, 63-38
10/24/09	H	W, 38-24
9/25/10	A	L, 52-16
9/22/11	H	W, 48-26
10/13/12	A	W, 66-59
11/2/13	H	W, 45-17
11/1/14	A	W, 62-38
10/24/15	H	W, 52-45
10/15/16	A	W, 38-31
10/7/17	H	L, 13-10
9/29/18	A	L, 45-38
9/28/19	H	W, 40-7
2/28/21	A	L, 14-10
10/9/21	H	W, 48-24

NAVAL TT. CENTER

Record: 0-1

Away: 0-1

Date	H/A/N	Result
10/26/46	A	L, 25-12

NICHOLLS

Record: 1-7

Home: 0-4		Away: 1-3
Date	H/A/N	Result
10/28/72	H	L, 18-15
9/8/73	A	L, 7-0
9/14/74	H	L, 16-14
9/13/75	A	L, 23-0
10/16/76	H	L, 3-0
10/15/77	A	W, 34-0
11/4/78	H	L, 7-3
11/3/79	A	L, 15-7

NORTH ALABAMA

Record: 12-19-1

Home: 6-9	Away: 6-10-1	
Date	H/A/N	Result
11/19/49	A	L, 54-0
11/19/60	A	L, 21-20
11/18/61	H	L, 17-14
11/17/62	A	L, 31-8
11/16/63	H	W, 27-2
11/14/64	A	L, 8-0
11/13/65	H	L, 17-14
11/12/66	A	W, 24-18
11/11/67	H	W, 22-0
11/16/68	A	L, 36-17
11/15/69	H	L, 51-7
11/14/70	A	W, 35-7
11/13/71	H	W, 20-7
11/11/72	A	W, 21-16
11/10/73	H	W, 17-16
11/16/74	A	L, 42-10
11/15/75	H	L, 30-20
10/30/76	A	W, 31-7
10/29/77	H	W, 31-13
10/28/78	A	L, 38-17
10/27/79	H	W, 10-9
11/1/80	A	L, 26-17
10/31/81	H	L, 37-10
10/16/82	A	L, 33-10
10/15/83	H	L, 35-7
10/13/84	A	T, 10-10
10/19/85	H	L, 38-7
10/18/86	A	W, 7-3
10/17/87	H	L, 3-0
10/8/88	A	W, 38-14
10/7/89	H	L, 28-6
10/6/90	A	L, 49-0

NORTHEAST MISSISSIPPI CC

Record: 1-7

Home: 1-1		Away: 0-6
Date	H/A/N	Result
10/22/49	A	L, 39-0
10/20/50	H	L, 21-6
11/10/51	A	L, 47-0

11/8/52	H	W, 21-13
10/9/53	A	L, 26-14
11/13/54	A	L, 32-16
10/1/55	A	L, 19-6
10/4/56	A	L, 31-7

NORTHWEST MISSISSIPPI CC

Record: 5-9

Home: 4-5		Away: 1-4
Date	H/A/N	Result
11/8/35	A	L, 7-0
9/25/36	H	W, 56-6
9/24/37	H	W, 19-0
11/5/38	H	L, 6-0
11/3/39	H	L, 20-9
11/1/40	H	L, 7-0
10/31/41	A	L, 45-0
10/20/51	H	L, 26-6
10/17/52	A	L, 33-13
10/17/53	H	W, 19-7
10/23/54	A	L, 19-13
10/22/55	H	L, 14-13
10/20/56	A	W, 20-12
10/19/57	H	W, 26-9

NORTHERN ILLINOIS

Record: 0-1
Away: 0-1

Date	H/A/N	Result
9/8/12	A	L, 35-7

NORTHWESTERN STATE

Record: 3-1

Home: 2-0		Away: 1-1
Date	H/A/N	Result
10/30/65	H	W, 19-17
10/15/66	A	L, 26-7
8/29/19	H	W, 42-20
9/18/21	A	W, 35-10

NORTHWOOD OF MICHIGAN

Record: 1-0
Home: 1-0

Date	H/A/N	Result
10/5/68	H	W, 64-0

OGDEN COLLEGE (KY.)

Record: 0-1
Home: 0-1

Date	H/A/N	Result
10/31/25	H	L, 7-6

OHIO

Record: 0-1
Away: 0-1

Date	H/A/N	Result
9/2/06	A	L, 29-3

OLE MISS

Record: 0-2
Away: 0-2

Date	H/A/N	Result
9/5/15	A	L, 76-3
9/9/18	A	L, 45-23

OZARK

Record: 1-0
Home: 1-0

Date	H/A/N	Result
10/18/58	H	W, 32-7

PARSONS COLLEGE

Record: 1-0
Away: 1-0

Date	H/A/N	Result
10/18/69	A	W, 31-6

PENSACOLA NAVY

Record: 2-0

Home: 1-0		Away: 1-0
Date	H/A/N	Result
11/1/69	H	W, 25-9
10/31/70	A	W, 30-0

QUANTICO MARINES

Record: 0-1
Home: 0-1

Date	H/A/N	Result
9/20/69	H	L, 29-14

REDSTONE ARSENAL

Record: 1-0
Away: 1-0

Date	H/A/N	Result
11/10/56	A	W, 41-21

RHODES COLLEGE

Record: 1-0
Home: 1-0

Date	H/A/N	Result
11/1/35	H	W, 25-0

SAINT BERNARD

Record: 2-2

Home: 1-1		Away: 1-0
Date	H/A/N	Result
11/19/37	A	W, 46-0
10/15/38	H	L, 18-14
10/14/39	A	L, 2-0
10/25/40	H	W, 37-7

SAMFORD

Record: 4-15-1

Home: 2-8		Away: 2-7-1
Date	H/A/N	Result
10/25/58	A	T, 14-14
10/24/59	H	L, 14-13
10/15/88	A	W, 45-13
10/14/89	H	L, 37-33
11/14/92	H	L, 42-25
11/6/93	A	L, 10-0
11/11/95	H	L, 21-14
11/16/96	A	L, 31-12
11/8/97	H	L, 14-7
10/10/98	A	L, 24-13
9/18/99	H	L, 32-7
9/14/00	A	L, 49-17
10/27/01	A	L, 31-8
9/21/02	A	L, 41-10
10/18/03	H	L, 57-22
10/16/04	A	L, 34-20
10/22/05	H	L, 30-22
10/21/06	A	W, 10-6
10/13/07	H	W, 31-21
9/11/21	H	W, 33-27

SEWANEE

Record: 2-0
Home: 2-0

Date	H/A/N	Result
10/3/53	H	W, 6-0
11/5/55	H	W, 33-0

SHURTLEFF COLLEGE

Record: 1-0
Home: 1-0

Date	H/A/N	Result
11/17/39	H	W, 20-6

SOUTH ALABAMA

Record: 0-1
Away: 0-1

Date	H/A/N	Result
10/15/11	A	L, 33-30

SOUTH FLORIDA

Record: 0-1
Away: 0-1

Date	H/A/N	Result
8/30/08	A	L, 56-7

SOUTH FULTON HIGH

Record: 1-0
Away: 1-0

Date	H/A/N	Result
10/22/40	A	W, 29-13

SOUTHEAST MISSOURI

Record: 19-19

Home: 10-9		Away: 9-10
Date	H/A/N	Result
10/8/66	A	W, 17-14
9/30/67	H	W, 39-0
10/20/84	H	W, 21-7
9/21/85	A	L, 57-17
9/20/86	H	L, 37-29
9/19/87	A	W, 25-13
9/7/91	H	W, 36-29
10/31/92	A	L, 37-13
9/25/93	H	W, 17-14
9/24/94	A	L, 10-0
10/28/95	H	L, 38-17
11/2/96	A	W, 7-6
9/27/97	H	L, 42-7
9/19/98	A	L, 41-14
10/30/99	H	L, 36-7
10/28/00	A	L, 34-14
10/6/01	A	L, 45-30
10/12/02	H	L, 50-35
11/1/03	H	L, 20-7
10/30/04	A	L, 35-7
11/5/05	H	W, 24-21
11/4/06	A	W, 28-14
10/27/07	H	W, 55-20
11/15/08	A	W, 31-21
9/26/09	H	W, 29-22
10/30/10	A	L, 24-17
10/29/11	H	W, 38-30
10/20/12	A	W, 27-17
9/28/13	A	W, 17-7
9/27/14	H	L, 31-27
11/21/15	A	W, 28-25
11/12/16	H	W, 24-10
11/4/17	A	W, 16-14
10/27/18	H	L, 56-33
10/26/19	A	L, 17-10
4/3/21	H	L, 21-16
10/23/21	H	W, 38-30
11/20/21	A	L, 31-14

SOUTHEASTERN (LA)

Record: 2-4

Home: 2-0		Away: 0-4
Date	H/A/N	Result
9/21/74	A	L, 44-13
9/20/75	H	W, 23-7
9/4/76	A	L, 28-12
10/17/81	A	L, 13-10
9/11/10	A	L, 24-10
9/13/12	H	W, 23-6

SOUTHERN ILLINOIS

Record: 1-8

Home: 0-3		Away: 1-5
Date	H/A/N	Result
10/15/26	H	L, 13-7
10/14/27	A	L, 37-7
10/12/28	H	L, 34-0
11/16/41	A	L, 34-0
9/3/94	A	W, 35-26
9/7/96	A	L, 27-14
9/12/98	H	L, 36-7
*11/25/06	A	L, 36-30
9/14/19	A	L, 28-14

SOUTHERN ILLINOIS-ALTON

Record: 0-1

Home: 0-1		Away: 0-1
Date	H/A/N	Result
11/19/38	A	L, 14-13

SOUTHERN MISS

Record: 0-1
Away: 0-1

Date	H/A/N	Result
9/1/07	A	L, 35-13

SOUTHWEST BAPTIST

Record: 1-0
Home: 1-0

Date	H/A/N	Result
8/29/02	H	W, 19-18

TENNESSEE

Record: 0-1
Away: 0-1

Date	H/A/N	Result
9/4/10	A	L, 50-0

TENNESSEE STATE

Record: 13-18

Home: 10-5		Away: 3-13
Date	H/A/N	Result
11/6/76	H	W, 26-21
11/5/77	A	L, 55-7
10/17/92	A	L, 23-15
10/23/93	H	W, 21-14
10/22/94	A	L, 20-3
10/14/95	H	W, 28-7
10/19/96	A	L, 37-14
10/25/97	H	L, 27-20
10/24/98	A	L, 76-0
10/16/99	H	L, 43-7
10/14/00	A	L, 33-6
10/20/01	A	L, 55-7
10/26/02	A	L, 26-8
9/27/03	A	L, 41-10
9/9/04	H	L, 27-13
9/17/05	H	W, 42-20
11/17/07	A	W, 43-38
10/4/08	H	L, 30-27
11/7/09	A	W, 28-7
11/13/10	H	W, 37-0
11/12/11	A	L, 35-30
11/17/12	H	W, 35-26
10/19/13	H	L, 29-15
10/18/14	A	W, 21-16
10/10/15	H	W, 28-14
10/1/16	A	L, 34-30
9/23/17	H	W, 31-16
11/17/18	A	L, 31-28 (OT)
11/16/19	H	W, 28-17
3/28/21	A	L, 26-24
11/6/21	H	W, 41-20

TENNESSEE TECH

Record: 19-22-2

Home: 10-10-2		Away: 9-12
Date	H/A/N	Result
10/22/26	A	L, 12-0
11/24/27	H	T, 0-0
11/23/28	A	L, 13-12
11/7/31	A	L, 26-7
10/7/32	H	T, 0-0
10/3/70	H	L, 17-6
10/2/71	A	L, 10-7
9/30/72	H	L, 13-10
9/29/73	A	L, 16-9
10/4/80	H	L, 30-28
10/3/81	A	W, 24-21
10/2/82	H	W, 35-21
10/5/91	H	W, 24-16
9/26/92	A	L, 17-13
10/16/93	A	L, 20-3
10/15/94	H	W, 20-10
9/30/95	H	W, 36-31
10/5/96	H	L, 21-14 (20T)
10/18/97	A	L, 33-2
10/17/98	H	L, 31-24 (OT)
10/2/99	H	L, 45-9
9/30/00	A	L, 46-6
11/15/01	H	L, 41-7
11/21/02	A	L, 68-7
10/4/03	H	W, 30-23 (OT)
10/2/04	A	L, 49-20
10/8/05	H	W, 46-16
10/5/06	A	W, 35-16
9/27/07	H	L, 13-10
10/16/08	A	W, 35-7
10/10/09	H	L, 35-28
9/20/10	A	W, 27-24

10/1/11	H	L, 34-31	10/29/88	A	W, 27-23
11/10/12	A	L, 45-44	10/28/89	H	L, 14-6
10/10/13	A	W, 28-17	10/27/90	A	L, 41-33
10/18/14	H	W, 17-10	TUPELO MILITARY INST. Record: 1-1-1		
10/3/15	A	W, 31-17			
9/24/16	H	W, 44-23			
11/18/17	A	W, 24-0			
11/10/18	H	W, 38-13			
10/12/19	A	W, 55-14	Home: 1-0-1		
4/11/21	H	W, 40-7			
11/13/21	A	W, 42-3			

TENNESSEE-WESLEYAN Record: 1-7-1			TUSCULUM Record: 0-2		
Home: 1-1	Away: 0-6-1		Home: 0-1	Away: 0-1	
Date	H/A/N	Result	Date	H/A/N	Result
10/1/38	A	L, 12-6	9/6/01	A	L, 27-16
10/27/39	A	L	9/5/02	H	L, 33-6
10/28/49	A	L, 48-0	UAB Record: 0-1 Away: 0-1		
11/17/50	A	L, 33-7			
11/16/51	A	L, 15-6			
11/15/52	H	L, 20-7			
11/14/53	A	L, 20-7			
10/15/54	H	W, 19-13	Date	H/A/N	Result
10/15/55	A	T, 6-6	11/21/98	A	L, 48-17

TEXAS A&M - KINGSVILLE Record: 0-1 Away: 0-1			UNION Record: 1-4		
Date	H/A/N	Result	Home: 1-2	Away: 0-2	
*11/26/88	A	L, 34-0	Date	H/A/N	Result
			9/19/25	A	L, 20-0
			11/12/26	H	L, 12-7
			11/4/27	A	L, 38-0
			10/10/52	H	L, 38-7
			9/15/11	H	W, 63-0

TROY Record: 13-14			URBANA Record: 1-0 Home: 1-0		
Home: 8-5	Away: 5-9		Date	H/A/N	Result
Date	H/A/N	Result	9/7/06	H	W, 28-0
11/12/60	H	W, 21-16	UT SOUTHERN Record: 1-1		
11/11/61	A	W, 22-8			
11/10/62	H	W, 27-6			
11/9/63	A	W, 7-0			
11/7/64	H	W, 12-9			
11/6/65	A	W, 20-6	Home: 1-0	Away: 0-1	
11/5/66	H	W, 30-7	Date	H/A/N	Result
11/4/67	A	W, 20-12	11/30/39	H	W, 26-0
11/9/68	H	W, 12-3	11/22/40	A	L, 13-6
11/8/69	A	L, 23-13	VALDOSTA STATE Record: 1-6		
11/7/70	H	W, 23-9			
11/6/71	A	L, 21-0			
11/4/72	H	L, 28-23			
11/3/73	A	L, 30-0			
11/9/74	H	L, 47-35	Home: 1-3	Away: 0-3	
11/8/75	A	L, 17-0	Date	H/A/N	Result
9/20/80	A	L, 38-0	9/22/84	H	L, 38-6
9/12/81	H	W, 19-7	9/28/85	A	L, 31-7
10/30/82	A	L, 54-10	9/27/86	H	L, 49-24
10/29/83	H	W, 17-14	9/26/87	A	L, 24-10
11/3/84	A	L, 31-7	9/17/88	H	W, 13-9
11/9/85	H	L, 44-19	9/16/89	A	L, 35-14
11/8/86	A	L, 50-30	9/15/90	H	L, 28-14
11/7/87	H	L, 31-21			

WASHBURN Record: 1-0 Home: 1-0			WESTERN ILLINOIS Record: 0-1 Away: 0-1		
Date	H/A/N	Result	Date	H/A/N	Result
9/14/91	H	W, 28-7	9/20/03	A	L, 56-0
WEST ALABAMA Record: 14-11-1			WESTERN KENTUCKY Record: 0-5		
Home: 10-3-1	Away: 4-8		Home: 0-2	Away: 0-3	
Date	H/A/N	Result	Date	H/A/N	Result
10/2/59	H	W, 14-4	8/28/97	H	L, 42-0
10/15/60	A	W, 14-12	9/3/98	A	L, 49-7
10/21/61	H	W, 33-0	9/2/99	H	L, 34-10
10/20/62	A	L, 15-12	9/9/00	A	L, 71-0
10/12/63	H	W, 9-7	9/2/21	A	L, 59-21
10/10/64	A	W, 26-14	WESTERN MICHIGAN Record: 0-1 Away: 0-1		
11/21/70	H	W, 29-14			
11/20/71	A	L, 28-7			
11/18/72	A	L, 35-6			
11/17/73	H	T, 7-7			
11/23/74	A	L, 28-7	Date	H/A/N	Result
11/22/75	H	L, 17-7	9/2/04	A	L, 42-0
11/19/77	A	W, 26-10	WILL-MAYFIELD COLLEGE Record: 3-0-1		
11/18/78	H	L, 21-17			
11/17/79	H	W, 23-18			
9/27/80	A	L, 7-6			
9/26/81	H	L, 28-16			
9/25/82	A	L, 27-14	Home: 2-0	Away: 1-0-1	
9/24/83	H	W, 17-16	Date	H/A/N	Result
11/10/84	H	W, 7-0	10/10/25	A	T, 0-0
11/16/85	A	L, 41-6	10/29/26	H	W, 19-0
11/15/86	H	W, 48-25	10/26/28	H	W, 57-0
11/14/87	A	W, 27-26	10/12/29	A	W, 6-0
11/5/88	H	W, 41-11	WILLIAM-CAREY COLLEGE Record: 0-1 Home: 0-1		
11/4/89	A	L, 35-17			
11/3/90	H	W, 21-10			

WEST CHESTER STATE Record: 1-0 Neutral: 1-0			WINGATE Record: 1-0 Home: 1-0		
Date	H/A/N	Result	Date	H/A/N	Result
*12/16/67	N	W, 25-8	11/11/00	H	W, 31-30

WEST GEORGIA Record: 5-5			*Postseason Games		
Home: 3-2	Away: 2-3				
Date	H/A/N	Result			
10/26/57	H	W, 59-6			
10/1/83	A	L, 20-18			
11/17/84	A	L, 33-16			
11/23/85	H	L, 21-14			
11/22/86	A	L, 39-33			
11/21/87	H	W, 17-12			
11/12/88	A	W, 38-12			
11/11/89	H	L, 36-7			
11/10/90	A	W, 24-20			
9/11/93	H	W, 26-12			

RECORD AGAINST FBS OPPONENTS

Date	Opponent	Result	Attendance	Date	Opponent	Result	Attendance
11/21/98	at UAB	L, 48-17	9,000	10/31/15	at Arkansas	L, 63-28	64,206
9/28/02	at Arkansas State	L, 30-10	14,826	9/1/16	at Cincinnati	L, 28-7	28,520
9/6/03	at Arkansas State	L, 63-6	20,548	9/10/16	at Hawaii	L, 41-36	23,900
9/2/04	at Western Michigan	L, 42-0	21,643	10/22/16	at Georgia State	L, 31-6	15,223
9/10/05	at Arkansas State	L, 56-7	17,174	9/9/17	at Ole Miss	L, 45-23	60,476
9/2/06	at Ohio	L, 29-3	15,010	9/1/18	at Missouri	L, 51-14	44,019
9/1/07	at Southern Miss	L, 35-13	29,253	9/8/18	at Middle Tennessee	L, 61-37	16,227
8/30/08	at #19 South Florida	L, 56-7	48,058	9/7/19	at #11 Florida	L, 45-0	80,007
11/8/08	at Auburn	L, 37-20	85,365	11/23/19	at Kentucky	L, 50-7	41,495
9/19/09	at Memphis	L, 41-14	21,428	9/2/21	at Western Kentucky	L, 59-21	16,236
9/4/10	at Tennessee	L, 50-0	99,123				
11/5/11	at Mississippi State	L, 55-17	55,096				
9/1/12	at Memphis	W, 20-17	39,076				
9/8/12	at Northern Illinois	L, 35-7	16,010				
9/7/13	at Boise State	L, 63-14	33,293				
9/9/13	at Memphis	L, 21-6	24,487				
8/30/14	at Kentucky	L, 59-14	50,398				
11/8/14	at #1 Mississippi State	L, 45-16	61,421				
9/5/15	at #15 Ole Miss	L, 76-3	60,186				

All-Time Record: 1-28*
(Does not include 0-1 record as a non-Division I member)

YEAR-BY-YEAR RESULTS

The first official year for interschool football for Hall-Moody was 1922 when the "Sky Pilots" put together a 3-3 worksheet against local high schools. In 1923, Hall-Moody added its first intercollegiate games to its schedule with games against Bethel College and Murray State Normal. The "Sky Pilots" ended with a 4-3 record, losing to Bethel but defeating Murray State Normal. In 1924, Hall-Moody finished its season with a 7-2 record. Hall-Moody played its first season against all intercollegiate teams in 1925.

HALL-MOODY JUNIOR COLLEGE

2 Seasons: 1925-26
Record: 7-10-2

1925 (5-4-1) H.K. Grantham

Union	9/19	Jackson, Tenn.	20-0	L
Murray State	10/3	Martin, Tenn.	6-0	L
Will-Mayfield College	10/10	Marble Hill, Ark.	0-0	T
Jonesboro Baptist College	10/17	Martin, Tenn.	22-0	W
Memphis	10/23	Memphis, Tenn.	15-6	W
Ogden College (Ky.)	10/31	Martin, Tenn.	7-6	L
All Stars Game	11/11	Martin, Tenn.	6-0	W
Bethel (Ky.)	11/20	Russellville, Ky.	*	W
Lambuth College	11/26	Martin, Tenn.	13-0	W
Bethel (Tenn.)	12/4	Martin, Tenn.	19-17	L

*Official score not recorded

1926 (2-6-1) H.K. Grantham

Tupelo Military Institute	9/24	Martin, Tenn.	0-0	T
Cumberland University	10/1	Lebanon, Tenn.	30-0	L
Murray State	10/8	Murray, Ky.	25-0	L
Southern Illinois	10/15	Martin, Tenn.	13-7	L
Tennessee Tech	10/22	Cookeville, Tenn.	12-0	L
Will-Mayfield College	10/29	Martin, Tenn.	19-0	W
Lambuth	11/6	Jackson, Tenn.	13-7	W
Union	11/12	Martin, Tenn.	12-7	L
Bethel (Tenn.)	11/25	McKenzie, Tenn.	21-7	L

UNIVERSITY OF TENNESSEE JUNIOR COLLEGE

19 Seasons: 1927-1950
Record: 68-80-12

1927 (2-3-2) H.K. Grantham

Mississippi Delta CC	10/7	Martin, Tenn.	39-0	W
Southern Illinois	10/14	Carbondale, Ill.	37-7	L
Murray State	10/28	Martin, Tenn.	13-7	L
Union	11/4	Jackson, Tenn.	38-0	L
Lambuth	11/11	Martin, Tenn.	7-7	T
Bethel (Tenn.)	11/17	McKenzie, Tenn.	13-12	W
Tennessee Tech	11/24	Martin, Tenn.	0-0	T

MISSISSIPPI VALLEY CONFERENCE ERA

18 Seasons: 1928-1950
Record: 66-77-10
Championships: 1936, 1937

1928 (2-6) H.K. Grantham

Memphis	10/6	Memphis, Tenn.	60-0	L
Southern Illinois	10/12	Martin, Tenn.	34-0	L
Murray State	10/19	Murray, Ky.	34-6	L
Will-Mayfield College	10/26	Martin, Tenn.	57-0	W
Bethel (Tenn.)	11/2	McKenzie, Tenn.	14-0	L
Lambuth	11/12	Jackson, Tenn.	14-0	W
Tennessee Tech	11/23	Cookeville, Tenn.	13-12	L
Jonesboro Baptist College	11/29	Martin, Tenn.	7-6	L

1929 (4-4) H.K. Grantham

Caruthersville JC	10/4	Martin, Tenn.	7-0	W
Will-Mayfield College	10/12	Marble Hill, Mo.	6-0	W
Memphis	10/19	Martin, Tenn.	13-2	L
Delta State	10/26	Cleveland, Miss.	27-0	L
Jonesboro Baptist College	11/1	Jonesboro, Ark.	29-6	W
Lambuth	11/11	Martin, Tenn.	8-6	L
Bethel (Tenn.)	11/16	Martin, Tenn.	14-0	W
Murray State	11/28	Martin, Tenn.	13-7	L

1930 (7-2-1) H.K. Grantham

Mississippi Delta CC	9/26	Martin, Tenn.	31-2	W
Caruthersville JC	10/3	Martin, Tenn.	19-0	W

Arkansas-Monticello	10/10	Martin, Tenn.	7-7	T
Murray State	10/17	Martin, Tenn.	7-0	L
Delta State	10/24	Martin, Tenn.	26-6	W
Bethel (Tenn.)	10/30	McKenzie, Tenn.	31-0	W
Lambuth	11/8	Jackson, Tenn.	7-0	W
Austin Peay	11/14	Clarksville, Tenn.	32-0	W
Jonesboro Baptist College	11/21	Martin, Tenn.	38-6	W
Memphis	11/28	Memphis, Tenn.	14-13	L

1931 (4-5-1) H.K. Grantham

Bethel (Ky.)	9/25	Martin, Tenn.	7-2	L
Middle Tennessee	10/2	Martin, Tenn.	19-0	L
Arkansas-Monticello	10/9	Jonesboro, Ark.	6-0	L
Lambuth	10/16	Martin, Tenn.	25-0	W
Bethel (Tenn.)	10/23	Martin, Tenn.	19-6	L
Freed-Hardeman	10/30	Martin, Tenn.	25-7	W
Tennessee Tech	11/7	Cookeville, Tenn.	26-7	L
Caruthersville JC	11/13	Caruthersville, Mo.	20-14	W
Jonesboro Baptist College	11/21	Jonesboro, Ark.	46-0	W
Austin Peay	11/26	Martin, Tenn.	0-0	T

1932 (1-4-3) H.K. Grantham

Middle Tennessee	9/30	Murfreesboro, Tenn.	18-7	L
Tennessee Tech	10/7	Martin, Tenn.	0-0	T
Lambuth	10/14	Martin, Tenn.	20-6	W
Freed-Hardeman	10/21	Martin, Tenn.	0-0	T
Cumberland University	10/28	Martin, Tenn.	12-0	L
Austin Peay	11/5	Clarksville, Tenn.	6-6	T
Bethel (Tenn.)	11/11	Martin, Tenn.	17-0	L
Memphis	11/19	Memphis, Tenn.	6-0	L

In 1933, at the height of the great depression, all intercollegiate athletics were dropped because of inadequate funds. Emphasis was placed on intramurals, but students and the public were dismayed at the lack of intercollegiate competition. On Feb. 21, 1934, the UT Board of Trustees Committee met in Martin. County superintendents from Weakley and the seven surrounding counties submitted a request for intercollegiate athletics to be reinstated. This request was accommodated, and football resumed play in the fall of 1934.

1934 (7-1) W.E. Derryberry

Burritt College	10/5	Martin, Tenn.	32-0	W
Freed-Hardeman	10/12	Martin, Tenn.	25-0	W
Tupelo Military Institute	10/19	Martin, Tenn.	39-6	W
Mississippi College	10/26	Martin, Tenn.	39-0	W
Lambuth	11/2	Martin, Tenn.	29-0	W
Jonesboro Baptist College	11/9	Blytheville, Ark.	45-6	W
Bethel (Tenn.)	11/16	Martin, Tenn.	7-6	L
Hiwassee College	11/28	Madisonville, Tenn.	21-0	W

1935 (7-2-1) W.E. Derryberry

Arkansas College	9/27	Martin, Tenn.	21-0	W
Delta State	10/4	Martin, Tenn.	25-0	W
Arkansas State	10/11	Jonesboro, Ark.	25-0	W
Hiwassee College	10/18	Martin, Tenn.	35-0	W
Lambuth	10/25	Martin, Tenn.	21-6	W
Southwestern Presbyterian	11/1	Martin, Tenn.	25-0	W
Northwest Mississippi CC	11/8	Senatobia, Miss.	7-0	L
Bethel (Tenn.)	11/15	Martin, Tenn.	0-0	T
Murray State JV	11/22	Martin, Tenn.	38-6	W
Tupelo Military Institute	11/28	Tupelo, Miss.	6-0	L

1936 (8-0) W.E. Derryberry

MISSISSIPPI VALLEY CONFERENCE CHAMPIONS

Northwest Mississippi CC	9/25	Martin, Tenn.	56-6	W
Hiwassee College	10/2	Martin, Tenn.	14-3	W
Arkansas State	10/9	Martin, Tenn.	34-0	W
Austin Peay	10/16	Martin, Tenn.	19-0	W
Delta State	10/23	Martin, Tenn.	19-13	W
Mississippi Delta CC	10/31	Moorhead, Miss.	40-0	W
Bethel (Tenn.)	11/6	McKenzie, Tenn.	13-0	W
Austin Peay	11/13	Clarksville, Tenn.	33-0	W

1937 (6-2-1) Nick G. Denes

MISSISSIPPI VALLEY CONFERENCE CHAMPIONS

Northwest Mississippi CC	9/24	Martin, Tenn.	19-0	W
Louisiana-Monroe	10/1	Monroe, La.	59-0	L
Arkansas State	10/7	Jonesboro, Ark.	10-7	L

Draughon	10/14	Martin, Tenn.	84-0	W
Austin Peay	10/21	Martin, Tenn.	20-12	W
Mississippi Delta CC	10/28	Martin, Tenn.	15-6	W
Murray State JV	11/5	Paris, Tenn. (H)	43-6	W
Memphis	11/12	Martin, Tenn.	6-6	T
St. Bernard	11/19	Cullman, Ala.	46-0	W

1938 (0-7) Nick G. Denes

Tennessee Wesleyan	10/1	Athens, Tenn.	12-6	L
Arkansas State	10/8	Martin, Tenn.	7-6	L
St. Bernard	10/15	Martin, Tenn.	18-14	L
Austin Peay	10/22	Clarksville, Tenn.	14-13	L
Northwest Mississippi CC	11/5	Martin, Tenn.	6-0	L
Murray State	11/12	Martin, Tenn.	39-0	L
SIU Alton	11/19	Alton, Ill.	14-13	L

1939 (3-5) Paul Hug

Memphis	10/6	Martin, Tenn.	13-7	W
St. Bernard	10/14	Cullman, Ala.	2-0	L
Austin Peay	10/20	Martin, Tenn.	7-0	L
Tennessee Wesleyan	10/27	Athens, Tenn.	N/A	L
Northwest Mississippi CC	11/3	Martin, Tenn.	20-9	L
Arkansas State	11/11	Jonesboro, Ark.	26-13	L
Shurtleff College	11/17	Martin, Tenn.	20-6	W
UT Southern	11/30	Martin, Tenn.	26-0	W

1940 (4-6) Paul Hug

Memphis	10/4	Martin, Tenn.	19-7	L
Middle Tennessee	10/11	Murfreesboro, Tenn.	45-6	L
Austin Peay	10/18	Clarksville, Tenn.	20-0	L
South Fulton High	10/22	South Fulton, Tenn.	29-13	W
St. Bernard	10/25	Martin, Tenn.	37-7	W
Northwest Mississippi CC	11/1	Martin, Tenn.	7-0	L
Arkansas State	11/8	Martin, Tenn.	14-7	W
Lambuth	11/15	Martin, Tenn.	44-32	W
UT Southern	11/22	Pulaski, Tenn.	13-6	L

1941 (2-7-1) Paul Hug

Memphis	10/7	Memphis, Tenn.	20-0	L
Middle Tennessee	10/10	Martin, Tenn.	7-6	W
Austin Peay	10/17	Martin, Tenn.	13-0	L
Lambuth	10/24	Martin, Tenn.	37-0	L
Bethel (Tenn.)	10/27	McKenzie, Tenn.	27-18	L
Northwest Mississippi CC	10/31	Senatobia, Miss.	45-0	L
Murray State JV	11/6	Martin, Tenn.	0-0	T
Southern Illinois	11/16	Carbondale, Ill.	34-0	L
Lambuth	11/19	Jackson, Tenn.	26-6	L
Bethel (Tenn.)	11/21	Martin, Tenn.	55-6	W

During the United States involvement in World War II, from 1942-45, all regular athletics were suspended. However, according to Robert L. Carroll's book *The University of Tennessee at Martin: The First One Hundred Years*, verbal sources indicate six-man football was played in 1942 and 1943 against Lambuth, Bethel, and perhaps others. Joe Black Hayes, assistant coach to Paul Hug, was head coach of these two years while Coach Hug was away in military service. Mentioning of a "limited six-man program" can also be found in copies of the 1969 and 1970 football media guides. There is no official records of games played.

1946 (2-6) Paul Hug

Bethel (Tenn.)	10/4	Martin, Tenn.	13-0	L
Austin Peay	10/12	Clarksville, Tenn.	33-0	L
Murray State JV	10/14	Murray, Ky.	51-3	L
Naval T.T. Center	10/26	Millington, Tenn.	25-12	L
Camp Campbell	11/1	Martin, Tenn.	6-0	W
Austin Peay	11/8	Martin, Tenn.	14-6	L
Murray State JV	11/14	Martin, Tenn.	13-6	L
Bethel (Tenn.)	11/22	McKenzie, Tenn.	25-6	W

1947 (4-4) James C. Henson

Southeast Missouri JV	10/4	Martin, Tenn.	13-0	W
Murray State JV	10/9	Murray, Ky.	40-7	L
Bethel (Tenn.)	10/16	McKenzie, Tenn.	13-6	W
Lambuth	10/23	Martin, Tenn.	16-0	W
Louisiana-Monroe	10/30	Monroe, La.	32-0	L
Bethel (Tenn.)	11/2	Martin, Tenn.	20-6	W
Austin Peay	11/15	Clarksville, Tenn.	20-7	L
Murray State JV	11/22	Martin, Tenn.	7-6	L

1948 (0-6-1) James C. Henson

Southeast Missouri JV	10/1	Martin, Tenn.	20-7	L
Murray State JV	10/8	Murray, Ky.	21-0	L
Bethel (Tenn.) College	10/15	Martin, Tenn.	13-12	L
Lambuth	10/22	Jackson, Tenn.	*	L
Cumberland University	10/29	Martin, Tenn.	12-7	L
Athens State	11/6	Athens, Ala.	0-0	T
Austin Peay	11/12	Martin, Tenn.	39-0	L

*Official score not recorded

1949 (0-7-1) James C. Henson

Itawamba CC	10/1	Martin, Tenn.	35-6	L
Athens State	10/7	Martin, Tenn.	54-0	L
Bethel (Tenn.) College	10/14	McKenzie, Tenn.	30-6	L
Northeast Mississippi CC	10/22	Bonneville, Miss.	39-0	L
Tennessee Wesleyan	10/28	Athens, Tenn.	48-0	L
Missouri Baptist College	11/4	Martin, Tenn.	26-26	T
Murray State JV	11/11	Martin, Tenn.	47-0	L
North Alabama	11/19	Florence, Ala.	54-0	L

1950 (5-3) James C. Henson

Itawamba CC	9/30	Fulton, Miss.	39-2	L
Southeast Missouri JV	10/7	Martin, Tenn.	33-0	W
Bethel (Tenn.) College	10/14	Martin, Tenn.	13-0	W
Northeast Mississippi CC	10/20	Martin, Tenn.	21-6	L
Bethel (Tenn.)	10/28	McKenzie, Tenn.	19-13	W
Missouri Baptist College	11/4	Saint Louis, Mo.	52-7	W
Tennessee Wesleyan	11/17	Athens, Tenn.	33-7	L

UNIVERSITY OF TENNESSEE-MARTIN BRANCH

17 Seasons: 1951-1966

Overall Record: 67-64-3

VOLUNTEER STATE ATHLETIC CONFERENCE ERA

20 Seasons: 1951-1970

Overall Record: 90-79-4

Championships: 1960, 1967

1951 (2-4) James C. Henson

Itawamba CC	9/29	Martin, Tenn.	33-6	L
Bethel (Tenn.)	10/13	McKenzie, Tenn.	2-0	W
Northwest Mississippi CC	10/20	Martin, Tenn.	26-6	L
Bethel (Tenn.)	11/2	Martin, Tenn.	13-0	W
Northwest Mississippi CC	11/10	Greenville, Miss.	47-0	L
Tennessee Wesleyan	11/16	Athens, Tenn.	15-6	L

1952 (3-4) James C. Henson

Itawamba CC	9/27	Fulton, Miss.	14-7	W
Bethel (Tenn.)	10/4	Martin, Tenn.	19-13	W
Union	10/10	Martin, Tenn.	38-7	L
Northwest Mississippi CC	10/17	Senatobia, Miss.	33-13	L
Fort Campbell	10/28	Martin, Tenn.	27-0	L
Northeast Mississippi CC	11/8	Martin, Tenn.	21-13	W
Tennessee Wesleyan	11/15	Martin, Tenn.	20-7	L

1953 (2-5) James C. Henson

Itawamba CC	9/26	Martin, Tenn.	13-0	L
Sewanee	10/3	Martin, Tenn.	6-0	W
Northeast Mississippi CC	10/9	Booneville, Miss.	26-14	L
Northwest Mississippi CC	10/17	Martin, Tenn.	19-7	W
Memphis Navy	10/23	Memphis, Tenn.	33-0	L
Little Rock	11/7	Martin, Tenn.	38-7	L
Tennessee Wesleyan	11/14	Athens, Tenn.	20-7	L

1954 (2-6) James C. Henson

East Mississippi CC	10/2	Martin, Tenn.	7-0	W
Itawamba CC	10/9	Fulton, Miss.	14-0	L
Tennessee Wesleyan	10/15	Martin, Tenn.	19-13	W
Northwest Mississippi CC	10/23	Senatobia, Miss.	19-13	L
William-Carey College	10/30	Martin, Tenn.	33-13	L
Little Rock	11/5	Little Rock, Ark.	39-7	L
Northeast Mississippi CC	11/13	Booneville, Miss.	32-16	L
Memphis Navy	11/19	Memphis, Tenn.	23-6	L

1955 (2-5-1) James C. Henson

Columbia Military	9/24	Columbia, Tenn.	9-6	W
Northeast Mississippi CC	10/1	Booneville, Miss.	19-6	L
Memphis	10/7	Martin, Tenn.	26-6	L
Tennessee Wesleyan	10/15	Athens, Tenn.	6-6	T
Northwest Mississippi CC	10/22	Martin, Tenn.	14-13	L
Baylor	10/29	Martin, Tenn.	13-7	L
Sewanee	11/5	Martin, Tenn.	33-0	W
Memphis Navy	11/19	Memphis, Tenn.	13-6	L

1956 (4-4) James C. Henson

Baylor	9/29	Martin, Tenn.	34-0	L
Northwest Mississippi CC	10/4	Booneville, Miss.	31-7	L
Columbia Military	10/13	Martin, Tenn.	35-0	W
Northwest Mississippi CC	10/20	Senatobia, Miss.	20-12	W
Arkansas State	10/27	Martin, Tenn.	20-12	L
Memphis	11/1	Martin, Tenn.	27-14	W
Redstone Arsenal	11/10	Redstone Arsenal, Ala.	41-21	W
Memphis Navy	11/17	Memphis, Tenn.	13-6	L

1957 (6-1) Bob Carroll

Marion Institute	9/27	Martin, Tenn.	32-6	W
Arkansas State	10/4	Martin, Tenn.	26-18	W
Hendrix	10/11	Conway, Ark.	39-0	W
Northwest Mississippi CC	10/19	Martin, Tenn.	26-9	W
West Georgia	10/26	Martin, Tenn.	59-6	W
Baylor	11/8	Chattanooga, Tenn.	31-13	L
Memphis Navy	11/15	Memphis, Tenn.	25-20	W

1958 (5-0-1) Bob Carroll

Georgetown (Ky.)	9/20	Martin, Tenn.	33-7	W
Central Arkansas	9/27	Conway, Ark.	7-6	W
Hendrix	10/11	Union City, Tenn. (H)	34-0	W
Ozark	10/18	Martin, Tenn.	32-7	W
Samford	10/25	Birmingham, Ala.	14-14	T
Delta State	11/8	Cleveland, Miss.	14-0	W

1959 (4-4) Bob Carroll

Central Arkansas	9/26	Martin, Tenn.	13-0	L
West Alabama	10/2	Martin, Tenn.	14-4	W
Delta State	10/10	Cleveland, Miss.	33-0	L
Harding	10/17	Union City, Tenn. (H)	33-13	W
Samford	10/24	Martin, Tenn.	14-13	L
Georgetown	10/31	Georgetown, Ky.	23-14	L
Memphis Navy	11/14	Memphis, Tenn.	26-6	W
Austin Peay	11/21	Clarksville, Tenn.	21-10	W

1960 (7-3) Bob Carroll**VOLUNTEER STATE ATHLETIC CONFERENCE CHAMPIONS**

Memphis Navy	9/17	Memphis, Tenn.	35-0	W
Central Arkansas	9/24	Conway, Ark.	19-6	L
Austin Peay	10/1	Martin, Tenn.	13-7	W
Missouri S&T	10/8	Rolla, Mo.	20-12	W
West Alabama	10/15	West Alabama, Ala.	14-12	W
Millsaps College	10/22	Martin, Tenn.	55-6	W
Delta State	10/29	Martin, Tenn.	34-8	L
Carson-Newman	11/5	Martin, Tenn.	26-21	W
Troy	11/12	Martin, Tenn.	21-16	W
North Alabama	11/19	Florence, Ala.	21-20	L

1961 (4-5) Bob Carroll

Central Arkansas	9/23	Martin, Tenn.	15-8	L
Austin Peay	9/30	Clarksville, Tenn.	14-7	W
Missouri S&T	10/7	Martin, Tenn.	50-22	W
Murray State	10/14	Murray, Ky.	25-15	L
West Alabama	10/21	Martin, Tenn.	33-0	W
Delta State	10/28	Cleveland, Miss.	22-8	L
Carson-Newman	11/4	Jefferson City, Tenn.	10-8	L
Troy	11/11	Troy, Ala.	22-8	W
North Alabama	11/18	Martin, Tenn.	17-14	L

1962 (6-3) Bob Carroll

Central Arkansas	9/22	Conway, Ark.	13-6	W
Austin Peay	9/29	Martin, Tenn.	16-0	W
Missouri S&T	10/6	Rolla, Mo.	26-18	W
Murray State	10/13	Martin, Tenn.	15-12	L
West Alabama	10/20	West Alabama, Ala.	15-12	L
Delta State	10/27	Martin, Tenn.	19-18	W
Carson-Newman	11/3	Martin, Tenn.	22-9	W
Troy	11/10	Martin, Tenn.	27-6	W
North Alabama	11/17	Florence, Ala.	31-8	L

1963 (5-5) Bob Carroll

Harding	9/14	Martin, Tenn.	19-7	W
Central Arkansas	9/21	Martin, Tenn.	13-6	L
Middle Tennessee	9/28	Murfreesboro, Tenn.	21-14	L
Missouri S&T	10/5	Martin, Tenn.	32-7	W
West Alabama	10/12	Martin, Tenn.	9-7	W
Murray State	10/19	Murray, Ky.	19-8	L
Delta State	10/26	Cleveland, Miss.	21-8	L
Troy	11/9	Troy, Ala.	7-0	W
North Alabama	11/16	Martin, Tenn.	27-2	W
Austin Peay	11/23	Clarksville, Tenn.	20-6	L

1964 (4-5-1) Bob Carroll

Harding	9/12	Searcy, Ark.	28-0	W
Central Arkansas	9/19	Conway, Ark.	7-0	L
Middle Tennessee	9/26	Martin, Tenn.	0-0	T
Missouri S&T	10/3	Rolla, Mo.	26-6	W
West Alabama	10/10	West Alabama, Ala.	26-14	W
Murray State	10/17	Martin, Tenn.	32-14	L
Delta State	10/24	Martin, Tenn.	17-0	L
Troy	11/7	Martin, Tenn.	12-9	W
North Alabama	11/14	Florence, Ala.	8-0	L
Austin Peay	11/21	Martin, Tenn.	35-0	L

1965 (4-5) Bob Carroll

Central Arkansas	9/18	Martin, Tenn.	15-14	L
Middle Tennessee	9/25	Murfreesboro, Tenn.	24-14	L
Delta State	10/2	Cleveland, Miss.	24-17	L
Murray State	10/16	Murray, Ky.	17-7	W
Bradley	10/23	Martin, Tenn.	34-25	W
Northwestern State	10/30	Martin, Tenn.	19-17	W
Troy	11/6	Troy, Ala.	20-6	W
North Alabama	11/13	Martin, Tenn.	17-14	L
Austin Peay	11/20	Clarksville, Tenn.	49-0	L

1966 (5-5) Bob Carroll

Central Arkansas	9/17	Conway, Ark.	17-14	L
Middle Tennessee	9/24	Martin, Tenn.	10-3	L
Delta State	10/1	Martin, Tenn.	7-3	L
Southeast Missouri	10/8	Cape Girardeau, Mo.	17-14	W
Northwestern State	10/15	Natchitoches, La.	26-7	L
Bradley	10/22	Peoria, Ill.	40-0	W
Murray State	10/29	Martin, Tenn.	16-12	W
Troy	11/5	Martin, Tenn.	30-7	W
North Alabama	11/12	Florence, Ala.	24-18	W
Austin Peay	11/19	Martin, Tenn.	17-13	L

UNIVERSITY OF TENNESSEE AT MARTIN

54 Seasons: 1967-Present

Record: 245-355-3

1967 (10-1) Bob Carroll**ATLANTIC COAST COLLEGE DIVISION NATIONAL CHAMPIONS**

Murray State	9/16	Martin, Tenn.	16-9	W
Millikin	9/23	Decatur, Ill.	70-0	W
Southeast Missouri	9/30	Martin, Tenn.	39-0	W
Jacksonville State	10/7	Jacksonville, Ala.	38-0	W
Delta State	10/21	Cleveland, Miss.	19-18	L
Middle Tennessee	10/28	Martin, Tenn.	44-36	W
Troy	11/4	Troy, Ala.	20-12	W
North Alabama	11/11	Martin, Tenn.	22-0	W
Central Arkansas	11/18	Martin, Tenn.	48-14	W
Austin Peay	11/23	Clarksville, Tenn.	47-6	W

TANGERINE BOWL**(ATLANTIC COAST COLLEGE DIVISION CHAMPIONSHIP)**

West Chester State	12/16	Orlando, Fla.	25-8	W
--------------------	-------	---------------	------	---

1968 (3-5-1) Bob Carroll

Murray State	9/21	Murray, Ky.	7-7	T
McNeese State	9/28	Lake Charles, La.	16-0	L
Northwood of Michigan	10/5	Martin, Tenn.	64-0	W
Jacksonville State	10/12	Martin, Tenn.	16-12	L
Delta State	10/26	Martin, Tenn.	29-20	W
Middle Tennessee	11/2	Murfreesboro, Tenn.	24-17	L
Troy	11/9	Martin, Tenn.	12-3	W
North Alabama	11/16	Florence, Ala.	36-17	L
Austin Peay	11/28	Martin, Tenn.	9-7	L

1969 (3-6) Bob Carroll

Austin Peay	9/13	Clarksville, Tenn.	7-6	W
Quantico Marines	9/20	Martin, Tenn.	29-14	L
McNeese State	9/27	Martin, Tenn.	17-15	L
Jacksonville State	10/11	Jacksonville, Ala.	22-20	L
Parsons College	10/18	Fairfield, Iowa	31-6	W
Delta State	10/25	Cleveland, Miss.	28-6	L
Pensacola Navy	11/1	Martin, Tenn.	25-9	W
Troy	11/8	Troy, Ala.	23-13	L
North Alabama	11/15	Martin, Tenn.	51-7	L

GULF SOUTH CONFERENCE ERA

21 Seasons: 1970-1990

Overall Record: 87-138-2

Conference Record: 46-105-2

Championships: 1988

The Gulf South Conference was originally formed under the heading of Mid-South Conference with the change in names, to Gulf South, coming the following year. Tennessee-Martin was one of the charter members involved in launching the league. Other charter members at that time included Delta State, Florence State (now North Alabama), Jacksonville State, West Alabama (now West Alabama), and Troy. In 1995, another Mid-South Conference was formed and is an active conference governing over fourteen NAIA schools in Georgia, Kentucky, Mississippi, Tennessee, Virginia, and West Virginia.

1970 (7-3) Bob Carroll

Middle Tennessee	9/19	Murfreesboro, Tenn.	28-7	L
McNeese State	9/26	Lake Charles, La.	10-7	W
Tennessee Tech	10/3	Martin, Tenn.	17-6	L
Jacksonville State	10/10	Martin, Tenn.	16-14	L
Austin Peay	10/17	Martin, Tenn.	22-21	W
Delta State	10/24	Cleveland, Miss.	17-13	W
Pensacola Navy	10/31	Pensacola, Fla.	30-0	W
Troy	11/7	Martin, Tenn.	23-9	W
North Alabama	11/14	Florence, Ala.	35-7	W
West Alabama	11/21	Martin, Tenn.	29-14	W

1971 (5-5, 3-3 GSC) Bob Carroll

Middle Tennessee	9/18	Martin, Tenn.	28-0	W
McNeese State	9/25	Martin, Tenn.	24-20	L
Tennessee Tech	10/2	Cookeville, Tenn.	10-7	L
Murray State	10/9	Martin, Tenn.	41-0	W
Austin Peay	10/16	Clarksville, Tenn.	17-3	W
Delta State	10/23	Martin, Tenn.	17-12	W
Jacksonville State	10/30	Jacksonville, Ala.	30-10	L
Troy	11/6	Troy, Ala.	21-0	L
North Alabama	11/13	Martin, Tenn.	20-7	W
West Alabama	11/20	West Alabama, Ala.	28-7	L

1972 (1-9, 1-5 GSC) Bob Carroll

Middle Tennessee	9/16	Murfreesboro, Tenn.	30-3	L
Jacksonville State	9/23	Martin, Tenn.	20-6	L
Tennessee Tech	9/30	Martin, Tenn.	13-10	L
Murray State	10/4	Murray, Ky.	14-7	L
Austin Peay	10/14	Martin, Tenn.	18-6	L
Delta State	10/21	Cleveland, Miss.	24-12	L
Nicholls	10/28	Martin, Tenn.	18-15	L
Troy	11/4	Martin, Tenn.	28-23	L
North Alabama	11/11	Florence, Ala.	21-16	W
West Alabama	11/18	West Alabama, Ala.	35-6	L

1973 (2-8-1, 1-5-1 GSC) Bob Carroll

Nicholls	9/8	Thibodaux, La.	7-0	L
Middle Tennessee	9/15	Martin, Tenn.	7-0	L
Jacksonville State	9/22	Jacksonville, Ala.	50-7	L
Tennessee Tech	9/29	Cookeville, Tenn.	16-9	L
Murray State	10/6	Martin, Tenn.	21-10	L
Eastern Kentucky	10/13	Richmond, Ky.	16-14	L
Delta State	10/20	Martin, Tenn.	28-10	L
Austin Peay	10/27	Clarksville, Tenn.	26-0	W
Troy	11/3	Troy, Ala.	30-0	L
North Alabama	11/10	Martin, Tenn.	17-16	W
West Alabama	11/17	Martin, Tenn.	7-7	T

1974 (2-9, 1-7 GSC) Bob Carroll

Nicholls	9/14	Martin, Tenn.	16-14	L
Southeastern Louisiana	9/21	Hammond, La.	44-13	L
Jacksonville State	9/28	Martin, Tenn.	17-0	L
Mississippi College*	10/5	Clinton, Miss.	23-7	W
Murray State	10/12	Murray, Ky.	14-6	L
Eastern Kentucky	10/19	Martin, Tenn.	24-9	L
Delta State	10/26	Cleveland, Miss.	29-0	L
Austin Peay	11/2	Martin, Tenn.	31-26	W
Troy	11/9	Martin, Tenn.	47-35	L
North Alabama	11/16	Florence, Ala.	42-10	L
West Alabama	11/23	West Alabama, Ala.	28-7	L

*UTM won by forfeit.

1975 (2-8, 1-7 GSC) George MacIntyre

Nicholls	9/13	Thibodaux, La.	23-0	L
Southeastern Louisiana	9/20	Martin, Tenn.	23-7	W
Mississippi College	10/4	Martin, Tenn.	14-10	L

Murray State	10/11	Martin, Tenn.	17-10	L
Jacksonville State	10/18	Jacksonville, Ala.	11-3	L
Delta State	10/25	Martin, Tenn.	13-3	L
Austin Peay	11/1	Clarksville, Tenn.	24-15	W
Troy	11/8	Troy, Ala.	17-0	L
North Alabama	11/15	Martin, Tenn.	30-20	L
West Alabama	11/22	Martin, Tenn.	17-7	L

1976 (8-3, 5-3 GSC) George MacIntyre

Southeastern Louisiana	9/4	Hammond, La.	28-12	L
Austin Peay	9/11	Martin, Tenn.	24-20	W
Middle Tennessee	9/18	Murfreesboro, Tenn.	38-3	W
Jacksonville State	9/25	Martin, Tenn.	24-3	L
Mississippi College	10/2	Martin, Tenn.	36-14	W
Murray State	10/9	Murray, Ky.	24-0	W
Nicholls	10/16	Martin, Tenn.	3-0	L
Delta State	10/23	Cleveland, Miss.	42-25	W
North Alabama	10/30	Florence, Ala.	31-7	W
Tennessee State	11/6	Martin, Tenn.	26-21	W
Morehead State	11/13	Morehead, Ky.	40-0	W

1977 (8-3, 6-2 GSC) George MacIntyre

Austin Peay	9/10	Clarksville, Tenn.	23-10	W
Middle Tennessee	9/17	Martin, Tenn.	27-0	W
Jacksonville State	9/24	Jacksonville, Ala.	36-13	L
Mississippi College	10/1	Clinton, Miss.	27-24	L
Murray State	10/8	Martin, Tenn.	31-20	W
Nicholls	10/15	Thibodaux, La.	34-0	W
Delta State	10/22	Martin, Tenn.	46-7	W
North Alabama	10/29	Martin, Tenn.	31-13	W
Tennessee State	11/5	Nashville, Tenn.	55-7	L
Morehead State	11/12	Martin, Tenn.	49-7	W
West Alabama	11/19	West Alabama, Ala.	26-10	W

1978 (2-8, 0-7 GSC) Vester Newcomb

Austin Peay	9/9	Martin, Tenn.	21-14	L
Middle Tennessee	9/16	Murfreesboro, Tenn.	28-17	W
Jacksonville State	9/23	Martin, Tenn.	44-15	L
Mississippi College	9/30	Martin, Tenn.	21-7	L
Murray State	10/7	Murray, Ky.	21-7	L
Morehead State	10/14	Martin, Tenn.	23-9	W
Delta State	10/21	Cleveland, Miss.	42-14	L
North Alabama	10/28	Florence, Ala.	38-17	L
Nicholls	11/4	Martin, Tenn.	7-3	L
West Alabama	11/18	Martin, Tenn.	21-17	L

1979 (5-5, 4-2 GSC) Vester Newcomb

Austin Peay	9/8	Clarksville, Tenn.	34-7	L
Middle Tennessee	9/15	Martin, Tenn.	31-23	W
Jacksonville State	9/22	Jacksonville, Ala.	15-14	W
Mississippi College	9/29	Clinton, Miss.	13-10	W
Murray State	10/6	Martin, Tenn.	24-0	L
Morehead State	10/13	Morehead, Ky.	7-0	L
Delta State	10/20	Martin, Tenn.	28-27	L
North Alabama	10/27	Martin, Tenn.	10-9	W
Nicholls	11/3	Thibodaux, La.	15-7	L
West Alabama	11/17	Martin, Tenn.	23-18	W

1980 (4-7, 2-4 GSC) Lynn Amadee

Arkansas State	9/6	Jonesboro, Ark.	29-9	L
Austin Peay	9/13	Martin, Tenn.	24-20	W
No. 3 Troy	9/20	Troy, Ala.	38-0	L
West Alabama	9/27	West Alabama, Ala.	7-6	L
Tennessee Tech	10/4	Martin, Tenn.	30-28	L
No. 1 Murray State	10/11	Murray, Ky.	20-6	L
Morris Brown	10/18	Martin, Tenn.	49-21	W
Mississippi College	10/25	Martin, Tenn.	30-27	W
North Alabama	11/1	Florence, Ala.	26-17	L
No. 3 Jacksonville State	11/8	Martin, Tenn.	19-14	L
Delta State	11/15	Cleveland, Miss.	9-0	W

1981 (4-7, 3-3 GSC) Lynn Amadee

Troy	9/12	Martin, Tenn.	19-7	W
Middle Tennessee	9/19	Murfreesboro, Tenn.	6-3	L
No. 9 West Alabama	9/26	Martin, Tenn.	28-16	L
Tennessee Tech	10/3	Cookeville, Tenn.	24-21	W
No. 1 Murray State	10/10	Martin, Tenn.	10-7	L
Southeastern Louisiana	10/17	Hammond, La.	13-10	L
Mississippi College	10/24	Clinton, Miss.	29-28	W
North Alabama	10/31	Martin, Tenn.	37-10	L
No. 7 Jacksonville State	11/7	Jacksonville, Ala.	44-7	L
Delta State	11/14	Martin, Tenn.	34-25	W
Austin Peay	11/21	Clarksville, Tenn.	28-14	L

1982 (5-6, 0-6 GSC) Fred Pickard

Fort Valley State	9/11
Austin Peay	9/18
No. 3 West Alabama	9/25
Tennessee Tech	10/2
Murray State	10/9
North Alabama	10/16
Mississippi College	10/23
Troy	10/30
No. 5 Jacksonville State	11/6
Delta State	11/13
Kentucky State	11/20

1983 (4-7, 3-4 GSC) Fred Pickard

Arkansas State	9/3
Austin Peay	9/10
Middle Tennessee	9/17
West Alabama	9/24
West Georgia	10/1
No. 7 North Alabama	10/15
No. 2 Mississippi College	10/22
Troy	10/29
Jacksonville State	11/5
Delta State	11/12
Lane	11/19

1984 (2-8-1, 1-6-1 GSC) Fred Pickard

Austin Peay	9/8
No. 17 Arkansas State	9/15
Valdosta State	9/22
Mississippi College	9/29
Delta State	10/6
North Alabama	10/13
Southeast Missouri	10/20
Jacksonville State	10/27
No. 6 Troy	11/3
West Alabama	11/10
West Georgia	11/17

1985 (1-10, 0-8 GSC) Fred Pickard

Lane	9/7
Austin Peay	9/14
Southeast Missouri	9/21
Valdosta State	9/28
No. 12 Mississippi College	10/5
Delta State	10/12
No. 11 North Alabama	10/19
Jacksonville State	11/2
Troy	11/9
West Alabama	11/16
West Georgia	11/23

1986 (3-8, 2-6 GSC) Don McLeary

Lane	9/6
Austin Peay	9/13
Southeast Missouri	9/20
Valdosta State	9/27
No. 6 Mississippi College	10/4
Delta State	10/11
North Alabama	10/18
Jacksonville State	11/1
No. 4 Troy	11/8
West Alabama	11/15
West Georgia	11/22

1987 (5-6, 3-5 GSC) Don McLeary

No. 12 Murray State	9/5
Austin Peay	9/12
Southeast Missouri	9/19
No. 9 Valdosta State	9/26
Mississippi College	10/3
Delta State	10/10
No. 9 North Alabama	10/17
Jacksonville State	10/31
No. 6 Troy	11/7
West Alabama	11/14
West Georgia	11/21

Martin, Tenn.	14-6	W
Clarksville, Tenn.	17-14	W
West Alabama, Ala.	27-14	L
Martin, Tenn.	35-21	W
Murray, Ky.	10-7	W
Florence, Ala.	33-10	L
Martin, Tenn.	16-9	L
Troy, Ala.	54-10	L
Martin, Tenn.	41-13	L
Cleveland, Miss.	47-0	L
Martin, Tenn.	20-0	W

Jonesboro, Ark.	31-0	L
Martin, Tenn.	45-6	L
Martin, Tenn.	39-3	L
Martin, Tenn.	17-16	W
Carrollton, Ga.	20-18	L
Martin, Tenn.	35-7	L
Clinton, Miss.	28-0	L
Martin, Tenn.	17-14	W
Jacksonville, Ala.	31-19	L
Martin, Tenn.	34-16	W
Martin, Tenn.	22-7	W

Clarksville, Tenn.	13-10	L
Jonesboro, Ark.	72-14	L
Martin, Tenn.	38-6	L
Clinton, Miss.	20-10	L
Martin, Tenn.	27-7	L
Florence, Ala.	10-10	T
Martin, Tenn.	21-7	W
Martin, Tenn.	23-16	L
Troy, Ala.	31-7	L
Martin, Tenn.	7-0	W
Carrollton, Ga.	33-16	L

Martin, Tenn.	12-6	W
Martin, Tenn.	13-7	L
Cape Girardeau, Mo.	57-17	L
Valdosta, Ga.	31-7	L
Martin, Tenn.	38-0	L
Cleveland, Miss.	16-3	L
Martin, Tenn.	38-7	L
Jacksonville, Ala.	19-13	L
Martin, Tenn.	44-19	L
West Alabama, Ala.	41-6	L
Martin, Tenn.	21-14	L

Martin, Tenn.	57-11	W
Clarksville, Tenn.	36-0	L
Martin, Tenn.	37-29	L
Martin, Tenn.	49-24	L
Clinton, Miss.	28-3	L
Martin, Tenn.	38-19	L
Florence, Ala.	7-3	W
Martin, Tenn.	30-20	L
Troy, Ala.	50-30	L
Martin, Tenn.	48-25	W
Carrollton, Ga.	39-33	L

Murray, Ky.	34-6	L
Martin, Tenn.	30-10	W
Cape Girardeau, Mo.	25-13	W
Valdosta, Ga.	24-10	L
Martin, Tenn.	34-24	L
Cleveland, Miss.	17-14	L
Martin, Tenn.	3-0	L
Jacksonville, Ala.	28-17	W
Martin, Tenn.	31-21	L
West Alabama, Ala.	27-26	W
Martin, Tenn.	17-12	W

1988 (11-2, 7-1 GSC) Don McLeary**GULF SOUTH CONFERENCE TRI-CHAMPIONS**

Murray State	9/3	Murray, Ky.	32-24	W
Henderson State	9/10	Martin, Tenn.	33-0	W
Valdosta State	9/17	Martin, Tenn.	13-9	W
Mississippi College	9/24	Clinton, Miss.	24-21	L
Delta State	10/1	Martin, Tenn.	15-3	W
North Alabama	10/8	Florence, Ala.	38-14	W
Samford	10/15	Birmingham, Ala.	45-13	W
No. 3 Jacksonville State	10/22	Martin, Tenn.	31-24	W
Troy	10/29	Troy, Ala.	27-23	W
West Alabama	11/5	Martin, Tenn.	41-11	W
West Georgia	11/12	Carrollton, Ga.	38-12	W

NCAA DIVISION II PLAYOFFS

No. 8 Butler	11/14	Martin, Tenn.	23-6	W
No. 3 Texas A&M - Kingsville	11/26	Kingsville, Texas	34-0	L

1989 (2-9, 1-7 GSC) Don McLeary

Murray State	9/2	Martin, Tenn.	24-3	L
Austin Peay	9/9	Martin, Tenn.	21-0	W
Valdosta State	9/16	Valdosta, Ga.	35-14	L
No. 13 Mississippi College	9/23	Martin, Tenn.	24-3	L
Delta State	9/30	Cleveland, Miss.	13-12	W
North Alabama	10/7	Martin, Tenn.	28-6	L
Samford	10/14	Martin, Tenn.	37-33	L
No. 3 Jacksonville State	10/21	Jacksonville, Ala.	63-0	L
Troy	10/28	Martin, Tenn.	14-6	L
West Alabama	11/4	West Alabama, Ala.	35-17	L
West Georgia	11/11	Martin, Tenn.	36-7	L

1990 (4-7, 2-6 GSC) Don McLeary

Lane College	9/1	Martin, Tenn.	73-0	W
Austin Peay	9/8	Clarksville, Tenn.	24-10	W
Valdosta State	9/15	Martin, Tenn.	28-14	L
No. 2 Mississippi College	9/22	Clinton, Miss.	44-14	L
Delta State	9/29	Martin, Tenn.	27-18	L
No. 17 North Alabama	10/6	Florence, Ala.	49-0	L
No. 5 Middle Tennessee	10/13	Murfreesboro, Tenn.	65-17	L
No. 20 Jacksonville State	10/20	Martin, Tenn.	21-7	L
Troy	10/27	Troy, Ala.	41-33	L
West Alabama	11/3	Martin, Tenn.	21-10	W
West Georgia	11/10	Carrollton, Ga.	24-20	W

1991 (5-6, Independent) Don McLeary

Chattanooga	8/31	Chattanooga, Tenn.	21-14	L
Southeast Missouri	9/7	Martin, Tenn.	36-29	W
Washburn	9/14	Martin, Tenn.	28-7	W
Morehead State	9/28	Morehead, Ky.	32-28	W
Tennessee Tech	10/5	Martin, Tenn.	24-16	W
Murray State	10/12	Murray, Ky.	40-34	L
Delta State	10/19	Cleveland, Miss.	37-27	L
No. 2 Eastern Kentucky	10/26	Richmond, Ky.	56-21	L
No. 7 Middle Tennessee	10/31	Murfreesboro, Tenn.	61-14	L
Austin Peay	11/9	Martin, Tenn.	34-28	W
No. 20 McNeese State	11/23	Lake Charles, La.	17-16	L

OHIO VALLEY CONFERENCE ERA

30 Seasons: 1992-Present

Overall Record: 137-199

Conference Record: 97-131

Championships: 2006, 2021

In 1992, after a year of Independent Status, UT Martin joined the Ohio Valley Conference (OVC). The OVC was founded in 1948 by Eastern Kentucky, Evansville, Louisville, Morehead State, Murray State, and Western Kentucky and holds Division I status in the Football Championship Subdivision. At the time of Tennessee-Martin's joining it made the ninth team in the conference. Currently seven schools compete in football.

1992 (3-8, 2-6 OVC) Don McLeary

Delta State	9/5	Martin, Tenn.	24-0	W
No. 20 Chattanooga	9/12	Chattanooga, Tenn.	37-28	L
Morehead State	9/19	Martin, Tenn.	20-7	W
Tennessee Tech	9/26	Cookeville, Tenn.	17-13	L
Murray State	10/10	Martin, Tenn.	13-7	W
Tennessee State	10/17	Nashville, Tenn.	23-15	L
No. 17 Eastern Kentucky	10/24	Martin, Tenn.	35-9	L
Southeast Missouri	10/31	Cape Girardeau, Mo.	37-13	L
No. 7 Middle Tennessee	11/7	Martin, Tenn.	14-0	L
Samford	11/14	Martin, Tenn.	42-25	L
Austin Peay	11/21	Clarksville, Tenn.	32-18	L

1993 (6-5, 5-3 OVC) Don McLeary

Chattanooga	9/2	Martin, Tenn.	26-7	L
West Georgia	9/11	Martin, Tenn.	26-12	W
Southeast Missouri	9/25	Martin, Tenn.	17-14	W
Murray State	10/2	Martin, Tenn.	28-21	L
No. 10 Middle Tennessee	10/9	Martin, Tenn.	24-14	W
Tennessee Tech	10/16	Cookeville, Tenn.	20-3	L
Tennessee State	10/23	Martin, Tenn.	21-14	W
No. 25 Eastern Kentucky	10/30	Richmond, Ky.	30-0	L
Samford	11/6	Birmingham, Ala.	10-0	L
Morehead State	11/13	Morehead, Ky.	17-0	W
Austin Peay	11/20	Clarksville, Tenn.	39-33	W

1994 (5-6, 2-6 OVC) Don McLeary

Southern Illinois	9/3	Carbondale, Ill.	35-26	W
Lane	9/17	Martin, Tenn.	14-6	W
Southeast Missouri	9/24	Cape Girardeau, Mo.	10-0	L
Murray State	10/1	Murray, Ky.	28-24	L
No. 25 Middle Tennessee	10/8	Murfreesboro, Tenn.	38-7	L
Tennessee Tech	10/15	Martin, Tenn.	20-10	W
Tennessee State	10/22	Nashville, Tenn.	20-3	L
No. 9 Eastern Kentucky	10/29	Martin, Tenn.	34-14	L
Charleston Southern	11/5	Martin, Tenn.	42-14	W
Morehead State	11/12	Martin, Tenn.	21-7	W
Austin Peay	11/19	Martin, Tenn.	27-21	L

1995 (5-6, 4-4 OVC) Don McLeary

Bethel	9/7	Martin, Tenn.	97-7	W
Eastern Illinois	9/16	Charleston, Ill.	30-22	L
Morehead State	9/23	Morehead, Ky.	49-24	W
Tennessee Tech	9/30	Martin, Tenn.	36-31	W
No. 11 Murray State	10/7	Murray, Ky.	33-9	L
Tennessee State	10/14	Martin, Tenn.	28-7	W
No. 8 Eastern Kentucky	10/21	Richmond, Ky.	38-15	L
Southeast Missouri	10/28	Martin, Tenn.	38-17	L
Middle Tennessee	11/4	Murfreesboro, Tenn.	45-17	L
Samford	11/11	Martin, Tenn.	21-14	L
Austin Peay	11/18	Martin, Tenn.	31-28	W

1996 (1-10, 1-7 OVC) Don McLeary

Southern Illinois	9/7	Carbondale, Ill.	27-14	L
No. 10 Missouri State	9/21	Martin, Tenn.	39-7	L
No. 9 Eastern Illinois	9/28	Martin, Tenn.	38-0	L
Tennessee Tech (20T)	10/5	Cookeville, Tenn.	21-14	L
No. 9 Murray State	10/12	Martin, Tenn.	28-14	L
Tennessee State	10/19	Nashville, Tenn.	37-14	L
Eastern Kentucky	10/26	Martin, Tenn.	45-7	L
Southeast Missouri	11/2	Cape Girardeau, Mo.	7-6	W
Middle Tennessee	11/9	Martin, Tenn.	30-12	L
Samford	11/16	Birmingham, Ala.	31-12	L
Austin Peay	11/23	Clarksville, Tenn.	55-24	L

1997 (1-10, 0-7 OVC) Jim Marshall

No. 10 Western Kentucky	8/28	Martin, Tenn.	42-0	L
No. 24 Eastern Illinois	9/6	Charleston, Ill.	42-6	L
Missouri State	9/20	Springfield, Mo.	27-14	L
Southeast Missouri	9/27	Martin, Tenn.	42-7	L
No. 25 Murray State	10/4	Martin, Tenn.	45-7	L
Middle Tennessee	10/11	Martin, Tenn.	37-24	L
Tennessee Tech	10/18	Cookeville, Tenn.	33-2	L
Tennessee State	10/25	Martin, Tenn.	27-20	L
Eastern Kentucky	11/1	Richmond, Ky.	49-0	L
Samford	11/8	Martin, Tenn.	14-7	L
Austin Peay	11/15	Clarksville, Tenn.	36-26	W

1998 (0-11, 0-7 OVC) Jim Marshall

No. 8 Western Kentucky	9/3	Bowling Green, Ky.	49-7	L
Southern Illinois	9/12	Martin, Tenn.	36-7	L
Southeast Missouri	9/19	Cape Girardeau, Mo.	41-14	L
No. 14 Murray State	10/3	Murray, Ky.	47-35	L
Samford	10/10	Birmingham, Ala.	24-13	L
Tennessee Tech	10/17	Martin, Tenn.	31-24 ^[OT]	L
Tennessee State	10/24	Nashville, Tenn.	76-0	L
Eastern Kentucky	10/31	Martin, Tenn.	47-29	L
Middle Tennessee	11/7	Martin, Tenn.	47-33	L
Eastern Illinois	11/14	Martin, Tenn.	56-35	L
UAB	11/21	Birmingham, Ala.	48-17	L

1999 (1-10, 0-7 OVC) Jim Marshall

Western Kentucky	9/2	Martin, Tenn.	34-10	L
Lambuth	9/11	Martin, Tenn.	25-19 ^[OT]	W
Samford	9/18	Martin, Tenn.	32-7	L
Eastern Illinois	9/25	Charleston, Ill.	42-21	L
Tennessee Tech	10/2	Martin, Tenn.	45-9	L
Murray State	10/9	Murray, Ky.	62-14	L
Tennessee State	10/16	Martin, Tenn.	43-7	L
No. 16 Eastern Kentucky	10/23	Richmond, Ky.	54-7	L
Southeast Missouri	10/30	Martin, Tenn.	36-7	L
Middle Tennessee	11/6	Murfreesboro, Tenn.	70-14	L
Missouri State	11/13	Springfield, Mo.	62-7	L

2000 (2-9, 0-7 OVC) Sam McCorkle

Lambuth	8/31	Martin, Tenn.	32-21	W
Western Kentucky	9/9	Bowling Green, Ky.	71-0	L
Samford	9/14	Birmingham, Ala.	49-17	L
Eastern Illinois	9/23	Martin, Tenn.	42-7	L
Tennessee Tech	9/30	Cookeville, Tenn.	46-6	L
Murray State	10/7	Martin, Tenn.	48-3	L
Tennessee State	10/14	Nashville, Tenn.	33-6	L
Eastern Kentucky	10/21	Martin, Tenn.	27-0	L
Southeast Missouri	10/28	Cape Girardeau, Mo.	34-14	L
Missouri State	11/4	Springfield, Mo.	52-6	L
Wingate	11/11	Martin, Tenn.	31-30	W

2001 (1-10, 0-6 OVC) Sam McCorkle

Gardner-Webb	8/30	Martin, Tenn.	45-20	L
Tusculum	9/6	Greeneville, Tenn.	27-16	L
Kentucky Wesleyan	9/13	Martin, Tenn.	54-14	W
Eastern Kentucky	9/29	Martin, Tenn.	42-10	L
Southeast Missouri	10/6	Cape Girardeau, Mo.	45-30	L
Morehead State	10/13	Martin, Tenn.	31-13	L
No. 15 Tennessee State	10/20	Nashville, Tenn.	55-7	L
Samford	10/27	Birmingham, Ala.	31-8	L
No. 6 Eastern Illinois	11/1	Martin, Tenn.	56-16	L
Murray State	11/10	Murray, Ky.	35-17	L
Tennessee Tech	11/15	Martin, Tenn.	41-7	L

2002 (2-10, 0-6 OVC)

(2-6, 0-3 OVC) Sam McCorkle				
Southwest (Mo.) Baptist	8/29	Martin, Tenn.	19-18	W
Tusculum	9/5	Martin, Tenn.	33-6	L
Kentucky Wesleyan	9/12	Martin, Tenn.	42-14	W
Samford	9/21	Birmingham, Ala.	41-10	L
Arkansas State	9/28	Jonesboro, Ark.	30-10	L
No. 21 Eastern Kentucky	10/5	Richmond, Ky.	58-3	L
Southeast Missouri	10/12	Martin, Tenn.	50-35	L
Tennessee State	10/26	Nashville, Tenn.	26-8	L

(0-4, 0-3 OVC) Johnny Jernigan

Gardner-Webb	11/2	Boiling Springs, N.C.	24-0	L
No. 6 Eastern Illinois	11/9	Charleston, Ill.	55-43	L
Murray State	11/16	Martin, Tenn.	42-3	L
Tennessee Tech	11/21	Cookeville, Tenn.	68-7	L

2003 (2-10, 1-7 OVC) Matt Griffin

Austin Peay	8/28	Martin, Tenn.	21-20	W
Arkansas State	9/6	Jonesboro, Ark.	63-6	L
East Tennessee State	9/11	Martin, Tenn.	14-7 ^[OT]	L
No. 2 Western Illinois	9/20	Macomb, Ill.	56-0	L
Tennessee State	9/27	Nashville, Tenn.	41-10	L
Tennessee Tech	10/4	Martin, Tenn.	30-23 ^[OT]	W
Jacksonville State	10/11	Jacksonville, Ala.	34-24	L
Samford	10/18	Martin, Tenn.	57-22	L
Eastern Illinois	10/25	Charleston, Ill.	29-12	L
Southeast Missouri	11/1	Martin, Tenn.	20-7	L
Eastern Kentucky	11/8	Richmond, Ky.	41-32	L
Murray State	11/13	Martin, Tenn.	41-26	L

2004 (2-9, 1-7 OVC) Matt Griffin

Western Michigan	9/2	Kalamazoo, Mich.	42-0	L
Tennessee State	9/9	Martin, Tenn.	27-13	L
Austin Peay	9/18	Clarksville, Tenn.	31-14	W
Indiana State	9/25	Terra Haute, Ind.	41-24	L
Tennessee Tech	10/2	Cookeville, Tenn.	49-20	L
No. 15 Jacksonville State	10/9	Martin, Tenn.	59-12	L
Samford	10/16	Birmingham, Ala.	34-20	L
Eastern Illinois	10/23	Martin, Tenn.	32-14	W
Southeast Missouri	10/30	Cape Girardeau, Mo.	35-7	L
Eastern Kentucky	11/6	Martin, Tenn.	41-14	L
Murray State	11/13	Murray, Ky.	38-0	L

2005 (6-5, 4-4 OVC) Matt Griffin

Central Arkansas	9/1	Martin, Tenn.	35-34	W
Arkansas State	9/10	Jonesboro, Ark.	56-7	L
Tennessee State	9/17	Martin, Tenn.	42-20	W
Gardner-Webb	9/24	Boiling Springs, N.C.	31-28	W
Tennessee Tech	10/8	Martin, Tenn.	46-16	W
Jacksonville State	10/15	Jacksonville, Ala.	37-17	L
Samford	10/22	Martin, Tenn.	30-22	L
Eastern Illinois	10/29	Charleston, Ill.	26-7	L
Southeast Missouri	11/5	Martin, Tenn.	24-21	W
Eastern Kentucky	11/12	Richmond, Ky.	31-17	L
Murray State	11/17	Martin, Tenn.	49-20	W

2006 (9-3, 6-1 OVC) Jason Simpson**OHIO VALLEY CONFERENCE CHAMPIONS**

Ohio	9/2	Athens, Ohio	29-3	L
Urbana University	9/7	Martin, Tenn.	28-0	W
Gardner-Webb	9/16	Martin, Tenn.	35-9	W
No. 25 Jacksonville State	9/23	Martin, Tenn.	24-14	W
Austin Peay	9/30	Clarksville, Tenn.	20-10	W
Tennessee Tech	10/5	Cookeville, Tenn.	35-16	W
Samford	10/21	Birmingham, Ala.	10-6	W
No. 14 Eastern Illinois	10/28	Martin, Tenn.	15-9	W
Southeast Missouri	11/4	Cape Girardeau, Mo.	28-14	W
Eastern Kentucky	11/11	Martin, Tenn.	31-28	L
Murray State	11/18	Murray, Ky.	42-14	W

NCAA DIVISION I PLAYOFFS

No. 10 Southern Illinois	11/25	Carbondale, Ill.	36-30	L
--------------------------	-------	------------------	-------	---

2007 (4-7, 4-4 OVC) Jason Simpson

Southern Miss	9/1	Hattiesburg, Miss.	35-13	L
Missouri State	9/6	Martin, Tenn.	51-41	L
Central Arkansas	9/15	Conway, Ark.	48-34	L
Austin Peay	9/22	Clarksville, Tenn.	17-14	L
Tennessee Tech	9/27	Martin, Tenn.	13-10	L
Jacksonville State	10/4	Jacksonville, Ala.	27-24	L
Samford	10/13	Martin, Tenn.	31-21	W
No. 24 Eastern Illinois	10/20	Charleston, Ill.	29-23	L
Southeast Missouri	10/27	Martin, Tenn.	55-20	W
Murray State	11/10	Martin, Tenn.	76-34	W
Tennessee State	11/17	Nashville, Tenn.	43-38	W

2008 (8-4, 6-2 OVC) Jason Simpson

South Florida	8/30	Tampa, Fla.	56-7	L
Baker	9/6	Martin, Tenn.	56-0	W
Concordia	9/11	Martin, Tenn.	87-21	W
Austin Peay	9/20	Clarksville, Tenn.	31-17	W
Murray State	9/27	Murray, Ky.	63-38	W
Tennessee State	10/4	Martin, Tenn.	30-27	L
Eastern Illinois	10/9	Martin, Tenn.	29-26	W
Tennessee Tech	10/16	Cookeville, Tenn.	35-7	W
No. 20 Jacksonville State	10/23	Martin, Tenn.	31-30	W
Auburn	11/8	Auburn, Ala.	37-20	L
Southeast Missouri	11/15	Cape Girardeau, Mo.	31-21	W
Eastern Kentucky	11/22	Martin, Tenn.	33-31	L

2009 (5-6, 4-4 OVC) Jason Simpson

Iowa Wesleyan	9/3	Martin, Tenn.	56-0	W
Missouri State	9/12	Springfield, Mo.	24-14	L
Memphis	9/19	Memphis, Tenn.	41-14	L
Southeast Missouri	9/26	Martin, Tenn.	29-22	W
No. 20 Jacksonville State	10/3	Jacksonville, Ala.	52-7	L
Tennessee Tech	10/10	Martin, Tenn.	35-28	L
No. 23 Eastern Kentucky	10/17	Richmond, Ky.	31-25	L
Murray State	10/24	Martin, Tenn.	38-24	W
Tennessee State	11/7	Nashville, Tenn.	28-7	W
No. 13 Eastern Illinois	11/14	Charleston, Ill.	49-13	L
Austin Peay	11/21	Martin, Tenn.	48-38	W

2010 (6-5, 5-3 OVC) Jason Simpson

Tennessee	9/4	Knoxville, Tenn.	50-0	L
Southeastern Louisiana	9/11	Hammond, La.	24-10	L
Eastern Illinois	9/18	Martin, Tenn.	20-10	W
Murray State	9/25	Murray, Ky.	52-16	L
Tennessee Tech	9/30	Cookeville, Tenn.	27-24	W
No. 3 Jacksonville State	10/9	Martin, Tenn.	30-20	L
Eastern Kentucky	10/16	Martin, Tenn.	10-7	W
Lambuth	10/21	Martin, Tenn.	52-21	W
No. 11 Southeast Missouri	10/30	Cape Girardeau, Mo.	24-17	L
Austin Peay	11/6	Clarksville, Tenn.	28-12	W
Tennessee State	11/13	Martin, Tenn.	37-0	W

2011 (5-6, 4-4 OVC) Jason Simpson

No. 9 Jacksonville State	9/1	Jacksonville, Ala.	24-23	L
Union College	9/15	Martin, Tenn.	63-0	W
No. 24 Murray State	9/22	Martin, Tenn.	48-26	W
Tennessee Tech	10/1	Martin, Tenn.	34-31	L
Austin Peay	10/8	Martin, Tenn.	61-23	W
South Alabama	10/15	Mobile, Ala.	33-30	L
Eastern Illinois	10/22	Charleston, Ill.	24-23	W
Southeast Missouri	10/29	Martin, Tenn.	38-30	W
Mississippi State	11/5	Starkville, Miss.	55-17	L
Tennessee State	11/12	Nashville, Tenn.	35-30	L
Eastern Kentucky	11/19	Richmond, Ky.	23-16	L

2012 (8-3, 6-2 OVC) Jason Simpson

Memphis	9/1	Memphis, Tenn.	20-17	W
Northern Illinois	9/8	DeKalb, Ill.	35-7	L
Southeastern Louisiana	9/13	Martin, Tenn.	23-6	W
Austin Peay	9/22	Clarksville, Tenn.	31-6	W
No. 19 Eastern Kentucky	9/29	Martin, Tenn.	28-16	L
Eastern Illinois	10/6	Martin, Tenn.	51-37	W
Murray State	10/13	Murray, Ky.	66-59	W
Southeast Missouri	10/20	Cape Girardeau, Mo.	27-17	W
Jacksonville State	11/3	Martin, Tenn.	49-47	W
Tennessee Tech	11/10	Cookeville, Tenn.	45-44	L
No. 23 Tennessee State	11/17	Martin, Tenn.	35-26	W

2013 (7-5, 5-3 OVC) Jason Simpson

No. 24 Chattanooga	8/29	Chattanooga, Tenn.	31-21	W
Boise State	9/7	Boise, Idaho	63-14	L
No. 7 Central Arkansas	9/14	Martin, Tenn.	24-23	W
Southeast Missouri	9/28	Cape Girardeau, Mo.	17-7	W
Jacksonville State	10/5	Martin, Tenn.	41-27	L
Tennessee Tech	10/10	Cookeville, Tenn.	28-17	W
No. 22 Tennessee State	10/19	Martin, Tenn.	29-15	L
Austin Peay	10/26	Clarksville, Tenn.	38-14	W
Murray State	11/2	Martin, Tenn.	45-17	W
Memphis	11/9	Memphis, Tenn.	21-6	L
Eastern Kentucky	11/16	Richmond, Ky.	16-7	W
No. 2 Eastern Illinois	11/23	Martin, Tenn.	70-22	L

2014 (6-6, 5-3 OVC) Jason Simpson

Kentucky	8/30	Lexington, Ky.	59-14	L
Central Arkansas	9/6	Conway, Ark.	26-24	L
Cumberland	9/11	Martin, Tenn.	63-7	W
No. 22 Eastern Kentucky	9/20	Martin, Tenn.	49-24	L
Southeast Missouri	9/27	Martin, Tenn.	31-27	L
No. 8 Jacksonville State	10/4	Jacksonville, Ala.	38-14	L
Tennessee Tech	10/9	Martin, Tenn.	17-10	W
Tennessee State	10/18	Nashville, Tenn.	21-16	W
Austin Peay	10/25	Martin, Tenn.	37-7	W
Murray State	11/1	Murray, Ky.	62-38	W
No. 1 Mississippi State	11/8	Starkville, Miss.	45-16	L
Eastern Illinois	11/22	Charleston, Ill.	37-16	W

2015 (7-4, 6-2 OVC) Jason Simpson

No. 15 Ole Miss	9/5	Oxford, Miss.	76-3	L
Bethel	9/10	Martin, Tenn.	72-10	W
No. 1 Jacksonville State	9/26	Martin, Tenn.	48-41	L
Tennessee Tech	10/3	Cookeville, Tenn.	31-17	W
Tennessee State	10/10	Martin, Tenn.	28-14	W
Austin Peay	10/17	Clarksville, Tenn.	44-14	W
Murray State	10/24	Martin, Tenn.	52-45	W
Arkansas	10/31	Fayetteville, Ark.	63-28	L
No. 18 Eastern Kentucky	11/7	Richmond, Ky.	42-35	W
Eastern Illinois	11/14	Martin, Tenn.	23-21	L
Southeast Missouri	11/21	Cape Girardeau, Mo.	28-25	W

2016 (7-5, 6-2 OVC) Jason Simpson

Cincinnati	9/1	Cincinnati, Ohio	28-7	L
Hawai'i	9/10	Honolulu, Hawai'i	41-36	L
Bacone College	9/17	Martin, Tenn.	84-6	W
Tennessee Tech	9/24	Martin, Tenn.	44-23	W
Tennessee State	10/1	Nashville, Tenn.	34-30	L
Austin Peay	10/8	Martin, Tenn.	45-31	W
Murray State	10/15	Murray, Ky.	38-31	W
Georgia State	10/22	Atlanta, Ga.	31-6	L
Eastern Kentucky	10/29	Martin, Tenn.	33-3	W
No. 24 Eastern Illinois	11/5	Charleston, Ill.	33-17	W
Southeast Missouri	11/12	Martin, Tenn.	24-10	W
No. 2 Jacksonville State	11/19	Jacksonville, Ala.	33-7	L

HOMEcomings RESULTS

2021	vs. Murray State	W, 48-24
2019	vs. Jacksonville State	W, 22-17
2018	vs. Southeast Missouri	L, 56-33
2017	vs. Murray State	L, 13-10
2016	vs. Austin Peay	W, 45-31
2015	vs. Tennessee State	W, 28-14
2014	vs. Austin Peay	W, 37-7
2013	vs. Jacksonville State	L, 41-27
2012	vs. Eastern Illinois	W, 51-37
2011	vs. Austin Peay	W, 61-23
2010	vs. Eastern Kentucky	W, 10-7
2009	vs. Tennessee Tech	L, 35-28
2008	vs. Tennessee State	L, 30-27 (OT)
2007	vs. Samford	W, 31-21
2006	vs. Eastern Illinois	W, 15-9
2005	vs. Tennessee Tech	W, 46-16
2004	vs. Jacksonville State	L, 59-12
2003	vs. Tennessee Tech	W, 30-23 (OT)
2002	vs. Southeast Missouri	L, 50-35
2001	vs. Morehead State	L, 31-13
2000	vs. Murray State	L, 48-3
1999	vs. Tennessee State	L, 43-7
1998	vs. Eastern Kentucky	L, 47-29
1997	vs. Tennessee State	L, 27-20
1996	vs. Eastern Illinois	L, 38-0
1995	vs. Southeast Missouri	L, 38-17
1994	vs. Charleston Southern	W, 42-14
1993	vs. Tennessee State	W, 21-14
1992	vs. Eastern Kentucky	L, 35-9
1991	vs. Austin Peay	W, 34-28
1990	vs. West Alabama	W, 21-10
1989	vs. Samford	L, 37-33
1988	vs. Delta State	W, 15-3
1987	vs. Troy	L, 31-21
1986	vs. Jacksonville State	L, 30-20
1985	vs. North Alabama	L, 38-7
1984	vs. Jacksonville State	L, 23-16
1983	vs. Troy	W, 17-14
1982	vs. Mississippi College	L, 16-9
1981	vs. Delta State	W, 34-25
1980	vs. Jacksonville State	L, 23-16
1979	vs. North Alabama	W, 10-9
1978	vs. Morehead State	W, 23-9
1977	vs. Delta State	W, 46-7
1976	vs. Nicholls	L, 3-0
1975	vs. Delta State	L, 13-3
1974	vs. Troy	L, 47-35
1973	vs. North Alabama	W, 17-16
1972	vs. Troy	L, 28-23
1971	vs. North Alabama	W, 20-7
1970	vs. Troy	W, 23-9
1969	vs. Pensacola Navy	W, 25-9
1968	vs. Delta State	W, 29-20
1967	vs. Middle Tennessee	W, 44-36
1966	vs. Troy	W, 30-7
1965	vs. Bradley	W, 34-26
1964	vs. Delta State	L, 17-0
1963	vs. West Alabama	W, 9-7
1962	vs. Delta State	W, 19-18
1961	vs. West Alabama	W, 33-0
1960	vs. Millsaps	W, 55-6
1959	vs. Samford	L, 14-13
1958	vs. College of the Ozarks	W, 32-7
1957	vs. West Georgia	W, 59-6
1956	vs. Arkansas State B	L, 20-12
1955	vs. Sewanee B	W, 33-0
1954	vs. William Carey	L, 33-13
1953	vs. Little Rock	L, 38-7
1952	vs. Northeast Mississippi	W, 21-13

All-Time Record: 38-31

2017 (6-5, 4-4 OVC) Jason Simpson

Clarion	8/31	Martin, Tenn.	36-0	W
Ole Miss	9/9	Oxford, Miss.	45-23	L
No. 15 Chattanooga	9/16	Chattanooga, Tenn.	21-7	W
No. 20 Tennessee State	9/23	Martin, Tenn.	31-16	W
Austin Peay	9/30	Clarksville, Tenn.	7-0	L
Murray State	10/7	Martin, Tenn.	13-10	L
Eastern Kentucky	10/21	Richmond, Ky.	31-21	L
Eastern Illinois	10/28	Martin, Tenn.	27-10	W
Southeast Missouri	11/4	Cape Girardeau, Mo.	16-14	W
No. 2 Jacksonville State	11/11	Martin, Tenn.	14-7	L
Tennessee Tech	11/18	Cookeville, Tenn.	24-0	W

2018 (2-9, 2-6 OVC) Jason Simpson

Missouri	9/1	Columbia, Mo.	51-14	L
Middle Tennessee	9/8	Murfreesboro, Tenn.	61-37	L
Chattanooga	9/15	Martin, Tenn.	34-24	L
No. 21 Austin Peay	9/22	Martin, Tenn.	37-7	W
Murray State	9/29	Murray, Ky.	45-38	L
Eastern Kentucky	10/13	Martin, Tenn.	35-34	L
Eastern Illinois	10/20	Charleston, Ill.	24-21 ^(OT)	L
Southeast Missouri	10/27	Martin, Tenn.	56-33	L
No. 10 Jacksonville State	11/3	Jacksonville, Ala.	21-14	L
Tennessee Tech	11/10	Martin, Tenn.	38-13	W
Tennessee State	11/17	Nashville, Tenn.	31-28 ^(OT)	L

2019 (7-5, 6-2 OVC) Jason Simpson

Northwestern State	8/29	Martin, Tenn.	42-20	W
No. 11 Florida	9/7	Gainesville, Fla.	45-0	L
Southern Illinois	9/14	Carbondale, Ill.	28-14	L
Murray State	9/28	Martin, Tenn.	40-7	W
Eastern Kentucky	10/5	Richmond, Ky.	38-28	W
Tennessee Tech	10/12	Cookeville, Tenn.	55-14	W
Eastern Illinois	10/19	Martin, Tenn.	27-18	W
No. 24 Southeast Missouri	10/26	Cape Girardeau, Mo.	17-10	L
No. 18 Jacksonville State	11/2	Martin, Tenn.	22-17	W
No. 24 Austin Peay	11/9	Clarksville, Tenn.	38-24	L
Tennessee State	11/16	Martin, Tenn.	28-17	W
Kentucky	11/23	Lexington, Ky.	50-7	L

2020 (3-4, 3-4 OVC) Jason Simpson

Murray State	2/28	Murray, Ky.	14-10	L
Eastern Illinois	3/7	Martin, Tenn.	28-15	W
No. 10 Jacksonville State	3/14	Martin, Tenn.	37-20	W
Austin Peay	3/21	Clarksville, Tenn.	37-34	W
Tennessee State	3/28	Nashville, Tenn.	26-24	L
Southeast Missouri	4/3	Martin, Tenn.	21-16	L
Tennessee Tech	4/11	Martin, Tenn.	40-7	W

2021 (10-3, 5-1 OVC) Jason Simpson

OHIO VALLEY CONFERENCE CHAMPIONS

Western Kentucky	9/2	Bowling Green, Ky.	59-21	L
Samford	9/11	Martin, Tenn.	33-27	W
Northwestern State	9/18	Natchitoches, La.	35-10	W
No. 9 Jacksonville State	9/25	Jacksonville, Ala.	34-31	W
Murray State	10/9	Martin, Tenn.	48-24	W
Eastern Illinois	10/16	Charleston, Ill.	28-17	W
Southeast Missouri	10/23	Martin, Tenn.	38-30	W
Austin Peay	10/30	Martin, Tenn.	17-16	W
Tennessee State	11/6	Martin, Tenn.	41-20	W
Tennessee Tech	11/13	Cookeville, Tenn.	42-3	W
Southeast Missouri	11/20	Cape Girardeau, Mo.	31-14	L

NCAA DIVISION I PLAYOFFS

No. 10 Missouri State	11/27	Springfield, Mo.	32-31	W
No. 8 Montana State	12/4	Bozeman, Mont.	26-7	L

SEASON OPENERS

2021	at Western Kentucky	L, 59-21
2020	at Murray State	L, 14-10
2019	vs. Northwestern State	W, 42-20
2018	vs. Chattanooga	L, 34-24
2017	vs. Clarion	W, 36-0
2016	at Cincinnati	L, 28-7
2015	at No. 15 Ole Miss	L, 76-3
2014	at Kentucky	L, 59-14
2013	at No. 24 Chattanooga	W, 31-21
2012	at Memphis	W, 20-17
2011	at No. 9 Jacksonville State	L, 24-23
2010	at Tennessee	L, 50-0
2009	vs. Iowa Wesleyan	W, 56-0
2008	at South Florida	L, 56-7
2007	at Southern Miss	L, 35-17
2006	at Ohio	L, 29-3
2005	vs. Central Arkansas	W, 35-34
2004	at Western Michigan	L, 42-0
2003	vs. Austin Peay	W, 21-20
2002	Southwest (Mo.) Baptist	W, 19-18
2001	vs. Gardner-Webb	L, 45-20
2000	vs. Lambuth	W, 31-21
1999	vs. Western Kentucky	L, 34-10
1998	at Western Kentucky	L, 49-7
1997	vs. Western Kentucky	L, 42-0
1996	at Southern Illinois	L, 27-14
1995	vs. Bethel	W, 97-7
1994	at Southern Illinois	W, 35-26
1993	vs. Chattanooga	L, 26-7
1992	vs. Delta State	W, 24-0
1991	at Chattanooga	L, 21-14
1990	vs. Lane	W, 73-0
1989	vs. Murray State	L, 24-3
1988	at Arkansas State	L, 72-14
1987	at Murray State	L, 34-6
1986	vs. Lane	W, 57-11
1985	vs. Lane	W, 12-6
1984	at Austin Peay	L, 13-10
1983	at Arkansas State	L, 3-10
1982	vs. Fort Valley State	W, 14-6
1981	vs. Troy	W, 19-7
1980	at Arkansas State	L, 29-9
1979	at Austin Peay	L, 34-7
1978	vs. Austin Peay	L, 21-14
1977	at Austin Peay	W, 23-10
1976	at Southeastern Louisiana	L, 28-12
1975	at Nicholls	L, 23-0
1974	vs. Nicholls	L, 16-14
1973	at Nicholls	L, 7-0
1972	at Middle Tennessee	L, 30-3
1971	vs. Middle Tennessee	W, 28-0
1970	at Middle Tennessee	L, 28-7
1969	at Austin Peay	W, 7-6
1968	at Murray State	T, 7-7
1967	vs. Murray State	W, 16-9
1966	at Central Arkansas	L, 17-14
1965	vs. Central Arkansas	L, 15-14
1964	at Harding	W, 28-0
1963	vs. Harding	W, 19-7
1962	at Central Arkansas	W, 13-6
1961	vs. Central Arkansas	L, 15-8
1960	at Memphis Navy	W, 35-0
1959	vs. Central Arkansas	L, 13-0
1958	vs. Georgetown (Ky.)	W, 33-7
1957	vs. Marion Institute	W, 32-6
1956	vs. Baylor	L, 34-0
1955	at Columbia Military	W, 9-6
1954	vs. East Mississippi CC	W, 7-0
1953	vs. Itawamba CC	L, 13-0
1952	at Itawamba CC	W, 14-7
1951	vs. Itawamba CC	L, 33-6
1950	at Itawamba CC	L, 39-2
1949	vs. Itawamba CC	L, 35-6
1948	vs. Southeast Missouri JV	L, 20-7
1947	vs. Southeast Missouri JV	W, 13-0
1946	vs. Bethel (Tenn.)	L, 13-0
1941	at Memphis	L, 20-0
1940	vs. Memphis	L, 19-7
1939	vs. Memphis	W, 13-7
1938	at Tennessee Wesleyan	L, 12-6
1937	vs. NW Mississippi College	W, 19-0
1936	vs. NW Mississippi College	W, 56-6
1935	vs. Arkansas College	W, 21-0
1934	vs. Burritt College	W, 32-0
1932	at Middle Tennessee	L, 18-7
1931	vs. Bethel (Ky.)	L, 7-2
1930	vs. Sunflower JC	W, 31-2
1929	vs. Caruthersville JC	W, 7-0
1928	vs. Memphis	L, 60-0
1927	vs. Sunflower JC	W, 39-0
1926	vs. Tupelo Military Institute	T, 0-0
1925	at Union	L, 20-0

All-Time Record: 39-51-2

ALL-TIME SERIES HISTORY

THIS IS UT MARTIN

COACHING STAFF

MEET THE SKYHAWKS

SEASON PREVIEW

YEAR IN REVIEW

RECORD BOOK

130

Opponent	First Meeting	G	W-L-T	Winning PCT	PF-PA	AVG	Opponent	First Meeting	G	W-L-T	Winning PCT	PF-PA	AVG
Arkansas	2015	1	0-1-0	0%	28-63	28-63	Millsaps College	1960	1	1-0-0	100%	55-6	55-6
Arkansas at Monticello	1931	1	0-1-0	0%	0-6	0-6	Mississippi College	1974	17	5-12-0	29.4%	256-404	15-24
Arkansas State	1935	14	4-10-0	28.6%	183-369	13-26	Mississippi State	2011	2	0-2-0	0%	33-100	16-50
Auburn	2008	1	0-1-0	0%	20-37	20-37	Missouri	2018	1	0-1-0	0%	14-51	14-51
Austin Peay	1930	70	41-27-2	60%	1394-1255	20-18	Missouri Baptist	1949	1	0-0-1	50%	26-26	26-26
Bacone College	2016	1	1-0-0	100%	84-6	84-6	Missouri S&T	1960	5	5-0-0	100%	154-65	31-13
Baker University	2008	1	1-0-0	100%	56-0	56-0	Missouri State	1996	7	1-6-0	14.3%	121-286	17-41
Baylor	1955	3	0-3-0	0%	20-78	7-26	Montana State	2021	1	0-1-0	0%	7-26	7-26
Bethel University (Tenn.)	1925	25	15-9-1	62%	485-229	19-9	Morehead State	1976	10	8-2-0	80%	264-120	26-12
Boise State	2013	1	0-1-0	0%	14-63	14-63	Murray State	1925	61	22-38-1	36.9%	1286-1536	21-25
Bradley	1965	2	2-0-0	100%	74-25	37-12	Nicholls	1972	8	1-7-0	12.5%	73-89	9-11
Butler	1988	1	1-0-0	100%	23-6	23-6	North Alabama	1949	32	12-19-1	39.1%	478-715	15-22
Carson-Newman	1960	3	2-1-0	66.7%	56-40	19-13	Northern Illinois	2012	1	0-1-0	0%	7-35	7-35
Central Arkansas	1958	14	5-9-0	35.7%	233-256	17-18	Northwestern State	1965	4	3-1-0	75%	103-73	26-18
Charleston Southern	1994	1	1-0-0	100%	42-14	42-14	Northwood	1968	1	1-0-0	100%	64-0	64-0
Chattanooga	1991	6	2-4-0	33.3%	125-146	21-24	Ohio	2006	1	0-1-0	0%	3-29	3-29
Cincinnati	2016	1	0-1-0	0%	7-28	7-28	Ole Miss	2015	2	0-2-0	0%	26-121	13-60
Clarion	2017	1	1-0-0	100%	36-0	36-0	Samford	1958	20	4-15-1	22.5%	356-547	18-27
Concordia College	2008	1	1-0-0	100%	87-21	87-21	South Alabama	2011	1	0-1-0	0%	30-33	30-33
Cumberland	2014	1	1-0-0	100%	63-7	63-7	Southeast Missouri	1966	38	19-19-0	50%	831-966	22-25
Delta State	1929	39	16-23-0	41%	608-772	16-20	Southeastern Louisiana	1974	6	2-4-0	33.3%	91-122	15-20
Eastern Illinois	1995	27	12-15-0	44.4%	619-824	23-31	Southern Illinois	1926	9	1-8-0	11.1%	114-271	13-30
Eastern Kentucky	1973	30	5-25-0	16.7%	537-1007	18-34	Southern Mississippi	2007	1	0-1-0	0%	13-35	13-35
ETSU	2003	1	0-1-0	0%	7-14	7-14	Southwest Baptist	2002	1	1-0-0	100%	19-18	19-18
Florida	2019	1	0-1-0	0%	0-45	0-45	Tennessee	2010	1	0-1-0	0%	0-50	0-50
Fort Valley State	1982	1	1-0-0	100%	14-6	14-6	Tennessee State	1976	31	13-18-0	41.9%	673-864	22-28
Gardner-Webb	2001	4	2-2-0	50%	86-106	22-26	Tennessee Tech	1926	43	19-22-2	46.5%	928-904	22-21
Georgetown College	1959	1	0-1-0	0%	14-23	14-23	Texas A&M - Kingsville	1988	1	0-1-0	0%	34-0	34-0
Georgia State	2016	1	0-1-0	0%	6-31	6-31	Troy	1960	27	13-14-0	48.1%	454-589	17-22
Harding	1959	3	3-0-0	100%	80-20	27-7	Tusculum	2001	2	0-2-0	0%	22-60	11-30
Hawaii	2016	1	0-1-0	0%	36-41	36-41	UAB	1998	1	0-1-0	0%	17-48	17-48
Henderson State	1988	1	1-0-0	100%	33-0	33-0	Union	1925	4	0-4-0	0%	14-108	4-27
Hendrix College	1958	1	1-0-0	100%	34-0	34-0	Union College	2011	1	1-0-0	100%	63-0	63-0
Indiana State	2004	1	0-1-0	0%	24-41	24-41	University of the Ozarks	1958	1	1-0-0	100%	32-7	32-7
Iowa Wesleyan	2009	1	1-0-0	100%	56-0	56-0	Urbana	2006	1	1-0-0	100%	28-0	28-0
Jacksonville State	1967	43	9-34-0	20.9%	741-1266	17-29	USF	2008	1	0-1-0	0%	56-7	56-7
Kentucky	2014	2	0-2-0	0%	21-109	10-54	Valdosta State	1984	7	1-6-0	14.3%	88-214	13-31
Kentucky State	1982	1	1-0-0	100%	20-0	20-0	Washburn	1991	1	1-0-0	100%	28-7	28-7
Kentucky Wesleyan	2001	2	2-0-0	100%	96-28	48-14	West Alabama	1959	26	14-11-1	55.8%	457-456	18-18
Lambuth	1925	18	13-4-1	75%	330-190	18-11	West Chester State	1967	1	1-0-0	100%	25-8	25-8
Lane College	1983	5	5-0-0	100%	178-30	36-6	West Georgia	1954	10	5-5-0	50%	258-205	26-20
McNeese	1968	5	1-4-0	20%	61-81	12-16	Western Illinois	2003	1	0-1-0	0%	0-56	0-56
Memphis	1925	14	4-9-1	32.1%	129-270	9-19	Western Kentucky	1997	5	0-5-0	0%	38-255	8-51
Middle Tennessee	1931	31	8-22-1	27.4%	479-838	15-27	Western Michigan	2004	1	0-1-0	0%	0-42	0-42
Millikin	1967	1	1-0-0	100%	70-0	70-0							



OVC STANDINGS

1992	OVC	ALL
Middle Tennessee	8-0	10-3
Eastern Kentucky	7-1	9-3
Tennessee Tech	6-2	7-4
Tennessee State	5-3	5-6
Morehead State	3-5	3-8
Austin Peay	2-6	3-8
UT Martin	2-6	3-8
Southeast Missouri	2-6	2-9
Murray State	1-7	2-9

1993	OVC	ALL
Eastern Kentucky	8-0	8-4
Tennessee Tech	7-1	8-3
UT Martin	5-3	6-5
Middle Tennessee	4-4	5-6
Murray State	4-4	4-7
Tennessee State	4-4	4-7
Morehead State	2-6	3-8
Southeast Missouri	2-6	3-8
Austin Peay	0-8	1-10

1994	OVC	ALL
Eastern Kentucky	8-0	8-4
Middle Tennessee	7-1	8-3-1
Southeast Missouri	5-3	7-5
Tennessee State	4-4	5-6
Murray State	4-4	5-6
Tennessee Tech	3-5	5-6
Austin Peay	3-5	4-7
UT Martin	2-6	5-6
Morehead State	0-8	0-11

1995	OVC	ALL
Murray State	8-0	11-1
Eastern Kentucky	7-1	9-3
Middle Tennessee	6-2	7-4
Southeast Missouri	5-3	5-6
UT Martin	4-4	5-6
Austin Peay	2-6	3-8
Tennessee Tech	2-6	3-8
Morehead State	1-7	2-8
Tennessee State	1-7	2-9

1996	OVC	ALL
Murray State	8-0	11-2
Eastern Illinois	6-2	8-4
Eastern Kentucky	6-2	6-5
Middle Tennessee	4-4	6-5
Tennessee Tech	4-4	5-6
Tennessee State	3-5	4-7
Southeast Missouri	3-5	3-8
Austin Peay	1-7	1-10
UT Martin	1-7	1-10

1997	OVC	ALL
Eastern Kentucky	7-0	8-4
Eastern Illinois	5-2	8-3
Murray State	5-2	7-4
Tennessee Tech	4-3	6-5
Tennessee State	4-3	4-7
Middle Tennessee	2-5	4-6
Southeast Missouri	1-6	4-7
UT Martin	0-7	1-10

1998	OVC	ALL
Tennessee State	6-1	9-3
Murray State	5-2	7-4
Middle Tennessee	5-2	5-5
Eastern Illinois	4-3	6-5
Eastern Kentucky	4-3	6-5
Tennessee Tech	2-5	4-7
Southeast Missouri	2-5	3-8
UT Martin	0-7	0-11

1999	OVC	ALL
Tennessee State	7-0	11-1
Murray State	5-2	7-4
Eastern Kentucky	4-3	7-4
Western Kentucky	4-3	6-5
Tennessee Tech	4-3	5-5
Southeast Missouri	2-5	3-8
Eastern Illinois	2-5	2-10
UT Martin	0-7	1-10

2000	OVC	ALL
Western Kentucky	7-0	11-2
Eastern Illinois	6-1	8-4
Tennessee Tech	5-2	8-3
Murray State	4-3	6-5
Eastern Kentucky	3-4	6-5
Tennessee State	2-5	3-8
Southeast Missouri	1-6	3-8
UT Martin	0-7	2-9

2001	OVC	ALL
Eastern Illinois	6-0	9-1
Eastern Kentucky	5-1	8-2
Tennessee Tech	4-2	7-3
Tennessee State	3-3	8-3
Murray State	2-4	4-6
Southeast Missouri	1-5	4-7
UT Martin	0-6	1-10

2002	OVC	ALL
Eastern Illinois	5-1	8-4
Murray State	5-1	7-5
Eastern Kentucky	4-2	8-4
Southeast Missouri	4-2	8-4
Tennessee Tech	2-4	5-7
Tennessee State	1-5	2-10
UT Martin	0-6	2-10

2003	OVC	ALL
Jacksonville State	7-1	8-4
Eastern Kentucky	6-2	7-5
Samford	5-3	7-4
Tennessee State	5-3	7-5
Southeast Missouri	5-3	5-7
Murray State	3-5	4-8
Eastern Illinois	3-5	4-8
Tennessee Tech	1-7	2-9
UT Martin	1-7	2-10

2004	OVC	ALL
Jacksonville State	7-1	9-2
Murray State	6-2	7-4
Eastern Kentucky	6-2	6-5
Eastern Illinois	4-4	5-6
Tennessee Tech	3-4	6-5
Samford	3-5	4-7
Southeast Missouri	3-5	3-8
Tennessee State	2-5	4-7
UT Martin	1-7	2-9

2005	OVC	ALL
Eastern Illinois	8-0	9-3
Eastern Kentucky	7-1	7-4
Jacksonville State	6-2	6-5
UT Martin	4-4	6-5
Samford	4-4	5-6
Tennessee Tech	3-5	4-7
Southeast Missouri	2-6	2-9
Tennessee State	1-6	2-9
Murray State	0-7	2-9

2006	OVC	ALL
Eastern Illinois	7-1	8-5
UT Martin	6-1	9-3
Tennessee State	5-2	6-5
Jacksonville State	5-3	6-5
Eastern Kentucky	5-3	6-5
Tennessee Tech	4-4	4-7
Southeast Missouri	2-6	4-7
Samford	1-7	3-8
Murray State	0-8	1-10

2007	OVC	ALL
Eastern Kentucky	8-0	9-3
Eastern Illinois	7-1	8-4
Austin Peay	5-3	7-4
Jacksonville State	5-3	6-5
Tennessee State	4-3	5-6
UT Martin	4-4	4-7
Samford	2-6	4-7
Tennessee Tech	2-6	4-7
Southeast Missouri	1-6	3-8
Murray State	1-7	2-9

2008	OVC	ALL
Eastern Kentucky	7-1	8-4
Jacksonville State	6-2	8-3
UT Martin	6-2	8-4
Tennessee State	5-3	8-4
Murray State	4-4	5-7
Eastern Illinois	3-5	5-7
Southeast Missouri	2-6	4-8
Austin Peay	2-6	2-9
Tennessee Tech	1-7	3-9

2009	OVC	ALL
Eastern Illinois	6-2	8-4
Tennessee Tech	5-3	6-5
Eastern Kentucky	5-3	5-6
UT Martin	4-4	5-6
Tennessee State	3-4	4-7
Austin Peay	3-5	4-7
Murray State	2-6	3-8
Southeast Missouri	1-7	2-9
*Jacksonville State	6-1	8-3

2010	OVC	ALL
Southeast Missouri	7-1	9-3
Jacksonville State	6-2	9-3
Eastern Kentucky	5-2	6-5
Murray State	5-3	6-5
UT Martin	5-3	6-5
Tennessee Tech	4-4	5-6
Eastern Illinois	2-6	2-9
Austin Peay	1-7	2-9
Tennessee State	0-7	3-8

2011	OVC	ALL
Tennessee Tech	6-2	7-4
Jacksonville State	6-2	7-4
Eastern Kentucky	6-2	7-5
Murray State	5-3	7-4
Tennessee State	4-4	5-6
UT Martin	4-4	5-6
Austin Peay	2-6	3-8
Southeast Missouri	2-6	3-8
Eastern Illinois	1-7	2-9

2012	OVC	ALL
Eastern Illinois	6-1	7-5
Eastern Kentucky	6-2	8-3
UT Martin	6-2	8-3
Jacksonville State	5-3	6-5
Tennessee State	4-3	8-3
Murray State	4-4	5-6
Southeast Missouri	2-6	3-8
Tennessee Tech	1-7	3-8
Austin Peay	1-7	2-9

2013	OVC	ALL
Eastern Illinois	8-0	12-2
Tennessee State	6-2	10-4
Jacksonville State	5-3	11-4
UT Martin	5-3	7-5
Eastern Kentucky	4-4	6-6
Murray State	4-4	6-6
Tennessee Tech	2-6	5-7
Southeast Missouri	2-6	3-9
Austin Peay	0-8	0-12

2014	OVC	ALL
Jacksonville State	8-0	10-2
Eastern Kentucky	6-2	9-4
UT Martin	5-3	6-6
Eastern Illinois	5-3	5-7
Tennessee Tech	4-4	5-7
Tennessee State	3-5	6-6
Southeast Missouri	3-5	5-7
Murray State	1-7	3-9
Austin Peay	1-7	1-11

2015	OVC	ALL
Jacksonville State	8-0	13-2
Eastern Illinois	7-1	7-5
UT Martin	6-2	7-4
Eastern Kentucky	5-3	6-5
Southeast Missouri	3-4	4-7
Tennessee Tech	3-5	4-7
Murray State	2-6	3-8
Tennessee State	1-6	4-6
Austin Peay	0-8	0-11

2016	OVC	ALL
Jacksonville State	7-0	10-2
UT Martin	6-2	7-5
Tennessee Tech	5-3	5-6
Tennessee State	4-3	7-4
Eastern Illinois	4-4	6-5
Murray State	4-4	4-7
Southeast Missouri	3-5	3-8
Eastern Kentucky	2-6	3-8
Austin Peay	0-8	0-11

2017	OVC	ALL
Jacksonville State	8-0	10-2
Austin Peay	7-1	8-4
Eastern Illinois	5-3	6-5
UT Martin	4-4	6-5
Eastern Kentucky	3-5	4-7
Southeast Missouri	3-5	3-8
Tennessee State	2-5	6-5
Murray State	2-5	3-8
Tennessee Tech	1-7	1-10

2018	OVC	ALL
Jacksonville State	7-1	9-4
Southeast Missouri	6-2	9-4
Eastern Kentucky	5-2	7-4
Murray State	5-3	5-6
Tennessee State	3-4	4-5
Austin Peay	3-5	5-6
Eastern Illinois	3-5	3-8
UT Martin	2-6	2-9
Tennessee Tech	1-7	1-10

2019	OVC	ALL
Austin Peay	7-1	11-4
Southeast Missouri	7-1	9-4
UT Martin	6-2	7-5
Eastern Kentucky	5-3	7-5
Jacksonville State	3-5	6-6
Tennessee Tech	3-5	6-6
Murray State	2-6	4-8
Tennessee State	2-6	3-9
Eastern Illinois	1-7	1-11

2020	OVC	ALL
Jacksonville State	6-1	10-3
Murray State	5-2	5-2
Austin Peay	4-2	4-5
Southeast Missouri	4-3	4-4
UT Martin	3-4	3-4
Tennessee Tech	2-5	2-5
Tennessee State	2-5	2-5
Eastern Illinois	1-5	1-5
Eastern Kentucky	0-0	3-6

2021	OVC	ALL
UT Martin	5-1	10-3
Austin Peay	4-2	6-5
Southeast Missouri	4-2	4-7
Murray State	3-3	6-5
Tennessee State	3-3	5-6
Tennessee Tech	1-5	3-8
Eastern Illinois	1-5	1-10

ALL-TIME ROSTER

A-A-A-A-A-A

Aaron, Henry Jr.	1977-79
Abdullah, Isaiah	2020-22
Abel, Jackson	2022
Abel, Marcus	1998-99
Abrams, Kevon	2018
Acker, Brent	2008-09
Adkins, Brian	2019
Akbar, Jamaal	2005-08
Akers, Wayne	1998
Akin, Kyle	2015-17
Akins, JaQuez	2019-21
Alexander, TJ	2021
Allbritton, Boyce T.	2003
Allen, Andre	1989-90
Allen, Drew	2014-15
Allen, Henry	1986-87
Allen, Nick	2014, 18
Allen, Patrick	1997-98
Alles, Chris	2002
Allison, Steve	1965-68
Almo, Kaleb	2022
Alston, Ervin	2015-16
Alston, Jim	1969-70
Anderson, Brandon	2015-18
Anderson, Jeremy	1999-02
Anderson, Kevin	2013-14
Anderson, Lincoln	2010-11
Anderton, Mark	1982-84
Andre, Alexander	2020-22
Andrews, Grady	1985-88
Andrews, Romel	1982-85
Angus, Jeremy	1997
Anoka, Dexter	2006-09
Anoma, Eyabi	2020-21
Appleton, Mitchell	2020-22
April, Brandon	2000
Arguello, Ariel	2013
Arkelian, Brent	2016-17
Armour, Harris	1968
Armstrong, Gary	1964-66
Armstrong, Rickey	1990-92
Arquitt, Brian	1975
Arrington, Marcus	2006-07
Atchley, Eddie	1967-69
Atkins, Alex	2003-06
Augustine, Emmanuel	2002
Austin, Archie	1989
Austin, Teddy	1982-85
Axline, Ben	2012-15
Axline, Mathew	2011-14

B-B-B-B-B-B

Bachus III, John	2018-20
Bacon, Tim	1986-89
Bailey, Brock	1997-98
Bailey, Wayne	1965-66
Baird, Robert	1967-68
Baker, Malik	2022
Baker, Oshae	2020-22
Baker, Preston	2015
Baker, Tommy	1966-68
Ballard, Stephen	2022
Bannon, Kevin	2005-08
Barbee, Hugh	1972-74
Barfield, Kevin	2010-13
Barksdale, Tevin	2009-12
Barnes, David	1997-98
Barnes, Miguel	2008-09
Barnes, Randy	1970-72
Barnett, Devontay	2013-14
Barnette, Bruce	1973
Barnhart, Ross	1990-91
Barr, Angel	2019
Bates, Carey	1970-72
Battle, Rakeem	2015-16
Battle, Steve	1969
Bayless, Monty	1958-60
Beard, Donnie	1964-66
Beard, Nastas	1996
Beasley, Bubba	1990-93
Beathard, Clay	2016-17
Beattie, Tim	1998-99
Beeler, Mike	1968-71
Belgrave, JoJo	2022
Bell, Chris	2002
Bell, Tony	2011-14
Belote, Steve	1970
Belyew, Mark	1973-74
Bennett, Jake	2006

Benton, Sidney	1994
Berhow, Eric	1976
Berrien, Sam	2002
Bethune, Jerry	1963
Bey, Josh	2007-10
Beymer, Drew	2017
Bielewicz, Wally	1958-61
Bieniemy, Corey	1996
Billings, Tim	1988-90
Billings, Xavier	2018
Birdyshaw, Cru	2019-21
Blackmon, J'Vontez	2012-13
Blackwell, Danny	1990-91
Blair, John	1958-61
Blakemore, Maurice	1992-95
Blalack, Clay	1975-77
Blanks, Cedric	2010
Boals, Garey	1967
Boehringer, Scott	1962-64
Bohanna, Dazerius	2018-20
Boland, David	1986-88
Bolinger, Cliff	2000-01
Bolm, Jimmy John	2001
Bond, Kadarren	2013-17
Bondurant, Greg	1975
Bone, La'Quante	2013-14
Booker, Olandrious	2015-16
Bostic, O.J.	1997
Bourne, Daryl	2008-09
Bowdry, Kameron	2018-20
Bowe, Jaimiee	2015-19
Bowen, Tony	1975
Bowles, Anthony	1992-94
Boyd, Ethan	2020-21
Boyd, Juricus	1998-00
Boyd, Perez	2001-02
Boyle, John	1979
Brackett, Andre	2022
Bradner, Eric	1986
Bradshaw, Brian	1997
Bratton, Roscoe	2005-07
Braun, Pierce	1966
Bray, Austin	2022
Brewer, Chad	1993-96
Brock, Matt	2013
Brodie, Gene	1961-63
Brooks, Chase	2001
Brooks, Jonathan	1998-99
Browder, Bart	2003
Brown, Anthony	2016-18
Brown IV, Cornelious	2022
Brown, Danny	1966
Brown, David	1973-74
Brown, Demetres	1986-87
Brown, Dennis	1977
Brown, DuJuan	2010-11
Brown, J.J.	1995-98
Brown, James	1992-95
Brown, Jordan	2014
Brown, Lashone	1994-95
Brown, Leonard	2006
Brown, Nick	2010-14
Brown, Randy	1992-93
Brown, Roger	1989-91
Brown, Runako	2010-11
Brown, Steve	1970
Brown, Taylor	2004-06
Brown, Ty	2014-18
Brown, William	1975
Brozowski, Karl	1992
Brundige, John	1973
Bruner, Joe	1970-73
Bryant, Arthur	2001-02
Bryant, Michael	2009-12
Bryant, Nathan	2004
Bryant, Sam	1977
Bryant, Tyree	2018-19
Buchanan, Jeremy	2007-10
Buchanan, Rodney	1994-95
Bullington, Ryan	1991-94
Bullock, Glenn	1966
Bunch, Oscar	1990-91
Bunkley, Bobby	1964
Bunn, Dan	1964
Burch, John	1985-88
Burgess, Jack	2000
Burleigh, Robert	2013-17
Burnett, Rusty	1990-93
Burnette, Bill	1963
Burns, Logan	2014-15

Burris, Larry	1969-70
Burston, Melvin	1976
Burton, Jessie	2006-07
Burton, Tony	1985-88
Butcher, Terry	1976-79
Butler, Blake	2003
Butler, Devin	1995-96
Butler, Dick	1990
Butler, Jeremy	2012-13
Butler, Kevin	2019-20
Bynum, Kowalski	1987-90
Byrd, Tirdrell	2005-08

C-C-C-C-C-C

Cain, Chris	1981-82
Cain, Jordan	2007
Caldwell, Theo	1968-69
Calixte, Marc	1999-02
Callis, Ken	1968
Calvert, Chris	2009
Camp, Cal	2022
Camp, Toby	2021-22
Campbell, Michael	2022
Campbell, Willie	1998-00
Cannon, Jeremy	2012-13
Capers, Gary	1966-67
Carballo, Jose	2016-17
Carlock, Mario	1996
Carlton, Leon III	2013-14
Carney, Aaron	2006-10
Carr, Bruce	1976
Carr, Derek	2008-12
Carreon, Kyle	1998-00
Carroll, Chris	1972-74
Carroll, Drake	2022
Carroll, Mark	1975-78
Carroll, Tooter	1979-81
Carswell, Ronald	2014
Carter, David	1981-83
Carter, Hunter	1972-73
Carter, Sidney	1987-88
Carter, Terry	1973-75
Cartrett, Bob	1961
Castillo, John	2003-04
Castleberry, Jordan	2021-22
Caughron, Howard	1958-60
Cavaness, Charles	1982-85
Caverly, Dillon	2016
Chamberlain, Daniel	2009-10
Champion, Tony	1981-84
Chandler, Jerry	2020-21
Chaney, Jack	1975-78
Chapman, Donald	2004-07
Chapman, Isaac	1915-16
Chapman, Josh	2005-07
Chase, Alan	2000-01
Cheeks, Fahreed	2021
Cherry, Cecil	2019
Chinn, Michael	1979-80
Chu, Ki Tok	1986-89
Cindrich, Paul	1970
Clark, Fred	1958-60
Clark, Ryan	2018-20
Cleary, Riley	2022
Cleaves, Tavares	2014-15
Clemons, Marquis	2011-15
Clifton, Antonio	2016-18
Cobb, Corey	1996-97
Cochran, Ed	1965-68
Cody, Josh	2007-11
Coffron, Mike	1966-68
Cofield, Jr., Donald	2015-17
Coker, Kelly	1969-71
Coleman, Chris	2014-16
Coleman, Jason	2002-05
Coleman, Travis	1992
Collins, Deslonde	1962-64
Collins, James	1975
Collins, John	1973
Conley, Nenion	1963
Conner, Branson	2022
Connolly, Pete	1972-74
Cook, Roy	1963-66
Cook, Troy	2015-17
Cooley, Jermaine	2019-22
Cooper, Brandon	2003-06
Corlett, Duane	2001-02
Corn, Tim	1976
Cotton, James	2013-16
Counce, Caleb	2012-16

Counce, Matthew	2016-17
Coure, Richard	1994-97
Courtney, John	1975-76
Courtright, Ryan	2016-19
Cousar, Randy	1973-75
Cowan, Shane	1996
Cox, Allan	1965-68
Cox, Brandon	2007-09
Cox, Don	1965-67
Cox, Eddie	1973-74
Cox, Tim	2009-10
Cox, Zane	2017-19
Crabtree, Will	2020-21
Craig, Bryant	2006-09
Craig, Corey	1998-00
Crangle, Mike	1970-72
Crenshaw, Kenneth	2012-16
Crouch, Logan	2022
Crutchfield, Julian	2016-19
Cuffie, John	1972
Cullivan, Bill	1973
Curtis, Rob	1998-00
Curtis, Sam	2010-14

D-D-D-D-D-D

Daggett, Bobby	2015-16
Dailey, Bryce	2022
Dailey, Jeremy	1998
Dance, Nick	2014-15
Daniel, AJ	2015-17
Daniel, BJ	2017
Daniel, Demonta	2014-17
Daniel, EJ	2006-08
Daniel, Eric	2001
Daniel, Erick	2007-10
Daniel, TJ	2006-07
Daniels, Cal	1994-95
Daniels, Joe	1997-98
Darden, Justin	2009-10
Davenport, Lloyd	1972-73
Davis, Aries	2018-19
Davis, Charlie	1958-60
Davis, Chris	2016-17
Davis, Dylan	2012-13
Davis, Gary	1976
Davis, Giovanni	2020-22
Davis, Jovon	2006-07
Davis, Kenyonte	2018-22
Davis, Mark	1977
Davis, Reed	2019-21
Davis, Ryan	2017-19
Davis, Tim	1978
Dawes, Darrell	1970-72
Dawn, Lamar	1998
Dawson, Marcus	2006-07
Dawson, Sheldon	2015-16
Deal, Corey	1999
Dean, Billy	1962
Dean, Butch	1961-63
Deaton, Jaden	2021-22
Defino, Don	1967-68
DeJarnatt, Tyler	2005-08
Delaney, Roland	1988-89
Delgado, Rick	1980-83
Denson, Tyler	2019
DeVaux, Everett	1979-80
Deverall, Bill	1958-60
Dick, Ed	1975
Dickson, David	1958-61
Dickson, Kenny	1963-65
Dilday, Bart	1977-80
Dillon, John	1994-96
Dillon, Ronnie	1958-60
Dines, Gary	1958-60
Dinze, Ahmeen	2021
Dinze, Kareem	2020
Dismuke, David	1984-85
Dittaug, Danny	1977
Dobbins, David	2000
Doble, Gary	1964-67
Dodd, Josh	2018-19
Doleman, Jarvis	2008-09
Dominguez, George	1970-72
Donald, Katarii	1993-94
Doss, Frankie	2001-02
Dotsen, Daylan	2020-22
Douart, Byron	1999
Dowell, Christian	2021-22
Dowell, Colton	2017-22
Dowell, Derrius	2009

Dowell, Wayne	1977
Drakeford, TJ	2010-11
DuBose, David	2016-21
Duckworth, Reuben	2014
Dudley, Sam	1987-88
Duff, Nick	2006
Duke, Anton	1988-91
Dunavant, Joe	2008-11
Duncan, Cole	2003-06
Duncan, Levi	2001-02
Duncan, Romeo	1958-61
Dunham, Jabari	2014
Dunlap, Nathan	2000
Dunlap, Romiell	2006, 08
Durham, Blake	2021
Dyal, Davin	2018-19
Dyer, Buck	1958-60

E-E-E-E-E-E-E

Eady, Tyler	2010-13
Eakin, Travis	2012
Eaton, Jason	2022
Eddings, Tyler	2014-18
Edmiston, Wilbur	1959-62
Edwards, Don	1962
Edwards, Kelton	2018-19
Edwards, Kendrick	2001-02
Edwards, Jeremiah	2022
Edwards, Nick	2022
Edwards, Ryan	1997
Eget, Wyatt	2019
Ellis, Bobby	2010-13
Ellis, Junior	1970-72
Ellis, Mike	1977
Ellison, Stephen	2006-07
Elmore, Joey	1986-89
Elrod, Wes	1964-66
Emebunor, Wilson	2010
Emory, Roger	1975
Epperson, Mark	1982-84
Epson, Lavante	1998-99
Eroclin, Charlie	1958-60
Ervin, Ralph	1975
Este, Joseph	2016-17
Estelle, CJ	2010-11
Evans, Carson	2019-22
Evans, Levi	2022
Evans, Walter	2011-15
Everett, Ben	2008-12
Ezell, Adam	2000-01
Ezell, Phillip	2001-03

F-F-F-F-F-F-F

Fachini, Aldo	1973
Faciane, Malcolm	2015
Fair, Ladevin	2012-16
Fale'Ofa, Sione	2008-10
Farris, Richard	1986-88
Fason, Demond	1994-95
Favre, Dylan	2013-14
Fears-Perez, Taino	2011-15
Federico, John	1963
Felter, Tim	1987-88
Fields, Deshaun	2017-18
Fields, Randy Jr.	2021-22
Findley, Trent	1999-02
Finley, Howard	1963-65
Fisher, Mark	1976
Fisher, Trey	2020
Fizer, Darren	2007-10
Flenort, Fred	2010-12
Floyd, Brandon	2019-21
Floyd, Parker	2022
Flynn, John	1970-71
Fogle, Mike	1999
Foley, Joey	2018-19
Ford, Brenton	2003-04
Ford, Chris	1981-82
Ford, Dexter	1995
Ford II, John H.	2017-22
Ford, Tyree	2007-08
Forehand, Wayne	1958-60
Forrester, Greg	2020
Fowler, Bobby	1958-60
Fowler, JP	2014-17
Franklin, Sam	2021-22
Frazier, Steven	2010-12
Fredrick, Kevin	1994-95
Frohock, Josh	2007-09
Fultz, Terry	2016-19
Furlong, Mark	1976

G-G-G-G-G-G-G

Gage, Jerry	1963-65
Gaines, Steve	1975-76
Gallian, Ben	1998-01
Gallian, Will	2004-06
Galloway, Ladarius	2017-18
Gamble, Charles "Doc"	1993-94
Gambrell, Russell	2001-04
Gammon, Jack	2016
Ganaway, Khalik	2022
Gardner, Rusty	1981-83
Garland, Trent	2012-15
Garrett, Andrew	2001
Garrett, Mark	2014-18
Garverick, Allan	1963
Garwo, Andrew	2022
Gasielcki, Eric	2007
Gates, Mike	1966-67
Gates, Phil	1975
Gault, Desmon	2004
Gay, Jackson	2021-22
Geddings, Ray	1964-66
Generett, Malik	2009-13
Genesy, Roland	2012-13
Gentry, John	1975-78
George, Ronald	1974-77
Geric, Gene	1958-60
Gholston, Lee	2000
Giannini, Larry	1968-71
Gibbs, Isaiah	2019-22
Gibbs, Jaden	2019-22
Gibbs, Joe	2006-09
Gibson, Boone	2017
Gibson, Darryl	1977
Gibson, Trip	2018-19
Giebeig, Richard	1975-78
Gilbert, Don	1964
Gilbert, Jobronski	2010-11
Gilbert, Sonny	1961
Gilbert, Wyatt	2020-22
Gill, Charlie	1995-97
Gillen, John	1998
Gillespie, Kendrick	2019-20
Gilleyley, James	2014-18
Gillian, Kevin	1993-94
Gilmore, David	2003-06
Giltner, Terry	1967-70
Gipson, Jabary	2007
Gipson, Mike	1976-78
Glover, Deantae	2012-16
Glover, Justin	2003-06
Godwin, Brad	1994-95
Goldbourne, Dion	2018-19, 21
Golden, Kenny	1982-84
Golden, Matt	1976
Goode, LaKeem	2014
Goodman, Marco	1998
Goodrich, Steve	1971
Goodyear, Charlie	1997-99
Gore, Tyler	2022
Gowdy, Evan	2016-17
Grace, Jerrod	2007-08
Gragg, Charlie	1975
Graham, Terry	1972-73
Grant, Will	2003-06
Graves, James	1958-60
Gravino, Marvin	1975
Gray, John	99-00, 02-03
Grayson, Marquez	2016-17
Green, Benny	1958-60
Green, David	2020-21
Greenwood, Jack	2003-06
Greer, Deundre	1998-99
Greer, Mark	2006
Gregory, Brian	1992-94
Griffin, Jason	1993
Griffin, Scott	1984-86
Grigione III, Richie	2020-21
Groves, Quinton	2007-09
Guererri, Darwin	1981-83
Guffin, Gerald	2006-10
Guthrie, Gary	1972-75
Guthrie, Stu	1972-73
Guy, Mark	1983, 87-88
Guy, Markei	2006-09
Guy, Steve	2020
Guy, Vincent	2019-22
Gyenis, Greg	2020-22

H-H-H-H-H-H-H

Hagens, Kahlid	2013-17
Hall, Bill	1977
Hall, Kelton	2010
Hall, Oscar	1984

Hamilton, Mickey	1974-76
Hamilton, TJ	2006
Hamilton, Tony	1986-89
Hammond, Jim	1963-65
Hampton, Jermi	1997-00
Hampton, Martin	1973
Hamrick, Brent	1995, 97-98
Hamrick, Rhett	2009-10
Hankins, Jordan	2001-03
Hansen, Adam	2004-07
Hansen, Tom	2007-09
Hardegree, Bill	2008-11
Hardegree, Jim	1975-78
Hardy, Gene	1964-67
Harmon, Korbin	2018-21
Harper, Dwayne	1991-94
Harper, Kendal	2008-11
Harrington, Mitchell	1968-70
Harris, Brent	2001-02
Harris, Camaren	2011-13
Harris, Damien	2000-03
Harris, Glenn	1982-84
Harris, John	1977
Harris, Lenny	1993-96
Harris, Malik	2015-19
Harris, Rod	1994-97
Harris, Thomas	2001-02
Harris-Lusk, Kam	2019
Harrison, Ben	2003
Harrod, Jordan	2017-18
Harrold, Dante	2005-08
Hassell, Robert	1968-70
Hatchie, Matthan	2020-22
Hawkins, Amiri	2012
Hawkins, Brett	1997
Hawkinson, Gary	1978-80
Hay, Steve	1972-74
Hayes, Bobby	1965-67
Hayes, George	1976
Heath, Will	1964-67
Hedrick, Greg	1977
Heines, George	1979-81
Helton, Steve	1975
Henderson, Chad	1997
Henderson, Jamel	2009-11
Hendricks, Hamilton	2017
Henley, Andrew	2020-21
Hernandez, Joshua	2021
Herrin, Brad	1998
Hewett, Matt	2011
Hewett, Scott	1972-73
Hicks, Arnie	1993
Hicks, Mike	2008-09
Hicks, Rob	2021-22
Higgason, Taylor	2014-15
High, Aaron	2006, 08-09
Hines, Chris	1992-93
Hines, Ralph	2000-02
Hines, Robert	2000-02
Hinson, Robert	1968-70
Hirsch, Arnett	1977-78
Hobbs, Joey	2017
Hobbs, Kareem	2019-20
Hockaday, Jason	2005-06
Hodges, Rex	1979-82
Hodges, Jed	1982-83
Hoffman, Wayne	1983-86
Holbrook, Chris	1963
Holcomb, Josh	2003
Holcombe, Gunnar	2016
Holliman, Kendarius	2018-20
Hollingsworth, Terrance	2016
Hollins, Devan	2018-19
Holmes, Greg	1989
Holmes, Jay	1999-00
Holmes, Nathaniel	1969-72
Hook, Errol	1967-69
Hook, Joe	2009-11
Hooper, Jerry	1977
Hopkins, Cam Ron	2020
Hopper, Austin	2010-13
Hopper, Jim	1972
Horton, Jeremy	2018-20
Horton-Martindale, Andrew	2014-18
Hosea, Cedric	1984-87
Houston, Rodarius	2015
Howard, Devonte	2016-18
Howard, Jett	2008-12
Howard, John	1964-66
Howard, Keon	2021
Howard, Xiere	2020-21
Howell, Matt	2001-02
Howell, Stewart	2019-21
Hoyle, Vernon	1958-61

Huddleston, Parrish	2015
Hudson, Freddie	1977-80
Hudson, Joe	2017-19
Hudson, Lewis	2022
Huffstetler, Randy	1990-93
Hughes, Bucky	1969-71
Hughes, Carroll	1961
Hughes, Jerry	1966-67
Hughes, Montori	2011-12
Hunter, Chris	2019-22
Hurst, Trevor	2090-93
Hyers, Steve	1975

I-I-I-I-I-I-I

Ihnen, Gary	1981-83
Ingram, Chauncey	2013
Ingram, Lucas	2001-04
Irvin, Rodney	2008-10
Isaac, Brian	2013-14
Isom, Ryan	2010-14
Ivey, Adam	2005-08
Ivy, Anthony	2004-08

J-J-J-J-J-J-J

Jackson, Antonio	2020-22
Jackson, Bill	1976
Jackson, Chris	2016-21
Jackson, Chrishun	2019-20
Jackson, Darryl	1994
Jackson, Delouse	2013-14
Jackson, Drew	2004-06
Jackson, Ernest	1985-88
Jackson, Gemarta'	2017
Jackson, Justin	2013-17
Jackson, Markeseo	2003-06
Jackson, Michael	2000-03
Jackson, Nikki	1992, 94-95
Jackson, Tim	1982-83
James, Lenon Jr.	2020-21
James, Marcus	2022
Jasper, Michael	2005-06
Jeffers, Jan	1958-60
Jefferson, TJ	2015-20
Jenkins, Damaen	2002
Jenkins, John	1964
Jennings, Andrew	2002
Jennings, George	1966-68
Jensen, Dan	2015
Jenkins, Mike	1970-72
Jobe, Ty	2018
Johnson, Andrew	2004-07
Johnson, Anthony	2005-08
Johnson, Ben	2011-13
Johnson, Brian	1994-97
Johnson, CJ	2022
Johnson, Dezmon	2019
Johnson, Ernest	1995-98
Johnson, James	1970-72
Johnson, Jarid	2021-22
Johnson, Jarious	2018-19, 21
Johnson, Jason	1994-96
Johnson, John	2010-14
Johnson, Larry	2020
Johnson, Leron	2007
Johnson, Leshaun	2007
Johnson, Levon	1987, 89
Johnson, Taylor	2014
Jones, Bradley	2022
Jones, Carlos	1998
Jones, Chris	1993-96
Jones, Danny	1978
Jones, Don	1968-71
Jones, Jimmy	2008-09
Jones, Joseph	2016-17
Jones, Karlos	2008-11
Jones, Keith	2012-16
Jones, Kenny	2008-11
Jones, Preston	1991, 93-95
Jones, Rickey	2000
Jones, Travis	1987-88
Jones, Wayne	1969-71
Jordan, Corey	2010-14
Jordan, Koreyon	2016-17
Jordan, Mike	1994-96
Joy, Chase	2017
Joyce, Barry	1979-81
Joyner, Adam	1996-99
Joyner, Adam	1996-99
Justice, John	1969-72

K-K-K-K-K-K-K

Kaibuchi, Narotushi	1992
Kasnic, Keith	1982-85
Keating, Joe	1989-92

Kellam, Alvis	1985-87
Kelly, Anthony	2009-11
Kelly, De'Andre	2022
Kendall, Hunter	2020-21
Kerobo, Andrew	2017
Kerrick, Kyle	2013-16
Kessler, Jay	1962
Key, Chance	2015-18
Kilburn, Tyler	2012-13
Kilpatrick, Joel	2003-06
King, James	1973
Kirkland, Mike	1990
Kirsey, Mike	1970-72
Kirton, Alex	2020
Kissell, Brian	2004-07
Klaren, Bobby	1983
Klaren, Matt	1979-82
Kleinfelder, Zach	2003-06
Kola, Kunte	2008-09
Krause, Billy	2004-07
Krouse, Larry	1965-68
Krywaruczenko, Dan	2006
Kuczynski, Brett	2022
Kurucz, Tom	1970-71
Kyker, James	1968

L-L-L-L-L-L-L-L

LaBreche, Christian	2017-19
Lacy, Brandon	1998-99
Ladd, Stanley	1982-85
Lambert, Gordon	1966-67
Landers, Jamarius	2019-21
Landry, Jordan	2012-15
Lane, James	1983-85
Lane, Joe	1958-60
Langley, Andre	1988
Lansdell, Rush	2019
Larco, Tyler	2019-22
Larouche, Louis	1999
Larson, Kade	2014-16
Lashlee, Hugh	1954-57
Laster, Charles	1985-88
Latham, Ed	1996
Latta, Randy	1976-77
Lattimore, Carlos	2002
Lattimore, Tyrone	1990-93
Lawless, Terrance	1996, 98
Lawrence, Deray	2018-22
Lawrence, Jamar	2008-09
Lawrence, Jason	1994-96
Lawrence, Lee	2000-03
Lawrence, Tom	1988-89
Leach, Anthony	1991-92
Leake, Jimmy	1982-84
Leaming, Cody	2009
Leddy, Jonathon	2000-01
Lee, Londell	2016-17
Lee, Mark	1970
Lee, Robert	1973
LeFlore, Earl	1976-77
LeFlore, Marcus	2016-18
Leggett, Ian	2016
Lester, Stacey	1995-96
Lester, Tony	1979-82
Leverette, Trent	1997
Lewellen, Ron	1964-66
Lewis, Bryson	2007
Lewis, Chuck	1964
Lewis, Ethan	2017
Lewis, Shaun	2022
Liles, Charlie	1983-85
Lilienthal, Travis	2009
Lindsey, Tom	1961
Litaker, D'Andre	2018-19
Little, David	2018-19
Lockridge, Michael	2003
Logan, Peyton	2017-21
Long, Buddy	1958-60
Looney, John	1975
Lovan, Brice	1999
Love, Buster	1976
Love, Jim	1960-63
Love, Larry	1970-72
Lowe, Glenn	1969-71
Lowery, Mitch	1987-89
Lucas, Jack	2019-22
Lundy, Josh	2021-22
Luster, Myles	1986-87
Luttrell, Brent	1992-93, 95

M-M-M-M-M-M-M

MacIntyre, Toby	1975
Mackall, William	1985-88
Maclin, Durann	2002

Madcock, Corey	2016-17
Malone, Kyron	2007-08
Mancini, Michael	2008-11
Mann, DeAndre	2011-12
Marler, Tommy	1958-60
Marley, Mickey	1976-79
Marquez, AJ	2021-22
Martin, Chip	2007-08
Martin, Tae	2013-17
Martin, Tim	1976
Martin, Troy	1985-86
Massey, Derrick Jr.	2021
Mather, Todd	1994
Mathews, Armunz	2017-18
Mathis, Phillip	1984-86
Matthews, Michael	1986-89
Maura, DaVonte	2018-19
Mawyer, Kevin	1994-95
May, Hunter	2019
Mayes, Tracy	2009
Mayo, Lee	1966-67
McAbee, Chris	2018-21
McAdams, Jonathan	2000-02
McBride, Kidane	2001-02
McCall, Tamel	2018-21
McCann, Frank	1958-61
McCann, Jarvis	2011-12
McCarter, Enoch	1965
McClellan, Ronnie	1975
McClinton, Victor	2017
McConkey, Mike	1972-75
McConn, Keith	1993
McCrone, Jeff	1995-96
McCullough, Lyndell	2000-02
McDaniel, Billy	1977
McDermott, Trace	2007-08
McElrath, CJ	2014-16
McGee, Laurence	1990-91
McGoy, JaMichael	2021-22
McGroarty, Shane	2018-20
McKelvey, Jerry	1967-69
McKelvy, Tom	1966-69
McKillion, Greg	2016
McKinney, Dewayne	1979-81
McKinney, Jim	1992-93
McKinnie, Clay	2010-13
McMahan, Chad	2002-05
McMahon, Karlos	2000
McNair, Jason	2008-12
McNair, Julius	2008-12
McNair, Traquan	2019-21
McNeil, DJ	2010-13
McNeil, Emanuel	1985-88
McNutt, Tom	1961
McPeak, Tyler	2012-14
McPherson, Tim	1982
McWilliams, J.D.	1997-99
Meardiith, Terry	1979-82
Mechem, Everett	1977
Meeks, Dennis	1958-60
Merrriweather, Keythric	1998
Mersman, Mitch	13-17
Michaels, Nick	12-14
Miles, Orlando	1986-87
Miller, David	1978
Miller, Dontrell	2006-08
Miller, Malcolm	2019-21
Milligan, Bryant	2009-10
Mills, Brandon	2021
Millsap, Dexter	1997
Minnifee, TJ	2018-21
Mitchell, John	2019
Mitchell, Scottie	1988-91
Mitchell, William	2021
Mollman, Glenn	1976-79
Monday, Jason	1992
Monds, James	1987-88
Monk, Billy	1964
Montgomery, Bob	1972
Montgomery, Carlos	2001-02
Montgomery, Quentin	2017
Moody, Mack	1963-66
Moore, Freddie	1969-71
Moore, Freddie	1983-84
Moore, Jaylon	15-19
Moore, Robert	2005
Moore, Wesley	1997-98
Morgan, Eddie	2009
Morgan, Lamar	2020-22
Morris, Joey	1985-87
Morrison, Jeff	1988
Moseley, Davey	1998
Moss, AJ	2020-21
Moton, Wanya	2017-20

Mott, Josh	2004-05
Moulton, Bob	1967
Mounce, Jim	1972
Mounce, Jimmy	1977
Murphy, Jay	2014-17
Murphy, Jordan	2011-15
Murphy, Matt	2011-14
Murphy, Perry	1979-80
Murphy, Theron	1970
Murray, Chris	2007-09
Murry, Joseph	2015-19
Myers, Ethan	2010-13

N-N-N-N-N-N-N

Naes, Kyle	2014-18
Nalls, Darrin	2008-12
Nanney, Chris	1990-93
Nanney, Danny	1969
Nanney, Hudson	2018
Nash, Chad	2002
Nash, Darrelle	2008-11
Neal, Jarod	2011-15
Neal, Mark	1997-99
Neal, TJ	2022
Needham, Matthew	2019-21
Nelson, DJ	2021-22
Nelson, Tucker	2010
Nelson, Xavier	2013
Nesbitt, Gerard	2020
Newcomb, Larry	1975-78
Newsom, Austin	2015-19
Newsom, Tavares	1997
Newsome, Randy	1976
Ng, Willie	1987-88
Nichols, Steve	1991-92
Nickens, Tim	1988
Nokes, Desmond	2021
Nordstrom, Nicholas	1998-00
Normandin, Shane	2004
Norment, J.B.	1991-94
Norris, Terry	2016
Norwood, Foy	1967-69
Nugent, Deven	2013
Nunamaker, Julian	1965-68
Nunley, Jim	1961
Nwankwo, Obi	2010-13

O-O-O-O-O-O-O

O'Brien, Mike	1970-71
O'Brien, Steve	1976-77
O'Conner, Bill	1958-61
O'Donnell, Joey	1993
O'Rick, Nick	2006-09
Odum, Marqwell	2019-21
Ogletree, Roland	2000
Okeke, Kobe	2020-22
Oldham, Shane	1998
Olson, Gavin	2019-22
Onate, Gavin	2022
Ordway, Cam	2019
Orech, Steve	1975
Ortega, Tony	1970
Osley, Ed	2022
Oteh, Chidi	2006-08
Ovelette, Paul	1977
Overbey, Jake	2013
Overton, Tommy	1979-81
Overton, Trace	1981-83
Oxendine, Darian	2019

P-P-P-P-P-P-P

Parker, Erin	2020-22
Parker, Mason	2015
Parker, Paul	1992-93
Parker, Travis	2000-01
Parker, Zach	2015-17
Parkhouse, Ricky	2009
Parson, William	1992-93
Patrick, Eli	2020-22
Patrick, Jo Jo	1983-85
Patrick, Tyriq	2014
Patterson, Linzy	2007-08
Patterson, Tyrone	2015-16
Patton, Mikie	2000-03
Pauley, Austin	2017
Pavalonis, Ron	2004
Payne, Shabree	2009-11
Peacock, Roger	1970
Pearson, Kyler	2022
Pease, Preston	2000-02
Pecor, Dana	1975-76
Peiler, Jordan	2009
Pendleton, Dorsett	2007-08
Peppers, Terry	1969-71

Perkins, Charles	2022
Perkins, Kobe	2021
Perry, Antonio	1984-87
Perry, Jarvis	2008-11
Perry, Jaymond	2005-06
Perry, Lanarido	1989-90
Peters, Wade	2005
Phelps, Paul	1973
Phillips, Eric	1996-97
Phillips, Jack	1962
Phillips, Jr., Ben	2018
Phillips, Troy	2000-02
Philpott, Christian	2017
Phipps, Lonnie	1996-97
Pickens, Tom	1962
Pickett, Austin	2016-21
Pierce, Andres	2018
Pierce, LaMarion	2022
Pinson, Mike	1984
Pitcher, Landon	2015-16
Pittman, Sherrod	2017-19
Pitts, Sonny	1962
Plomin, Josh	2004
Plummer, Andre	2002-05
Plunkett, Charles	1964
Plunkett, Enrique	1990
Poindexter, Billy	1961
Poitevint, Wayne	1971
Pollard, Mitch	1989
Polosky, Justin	1994-95
Pope, Dustin	2018-19
Pope, Michael	2009-12
Pope, Todd	1987-89, 91
Porter, John	1972-74
Poteete, Mike	1979-80
Powell, Bill	1967-69
Powers, Brock	2018-22
Prather, Geoff	2010
Prather, Jr., Kevin	2015-18
Prather, Vernon	1960-62
Preston, Greg	2006-07
Prince, Tim	1972-74
Pritchard, James	2006-07
Pritchett, Harris	1958-60
Prospere, Anthony	2020-21
Pruitt, Adrian	2005-07
Pryor, Guy	1999-02
Puckett, Campbell	2020-21
Pugh, John	1995-96
Pugh, Tyler	2021-22
Pulliam, Parker	2018
Pyles, Jeremy	2014-15

Q-Q-Q-Q-Q-Q-Q

Qualls Jr., George	2022
---------------------------------	-------------

R-R-R-R-R-R-R

Ramey, Clyde	1971
Ramsey, Jack	1968
Ramsey, Larry	1967
Randle, Mike	1989-90
Randolph, Colton	2015-16
Randolph, Jimmy	1976-77
Randolph, Paul	1984-87
Ratliff, James	2012-15
Rawls, Bryce	2020
Ray, Najee	2012-16
Redditt, Jackson	2011-15
Redmond, Rory	1998-99
Reed, Leon	1987-88
Reed, Sema'j	2017
Reeder, Deumaine	1993-96
Reese, Jerry	1981-84
Reeves, Barry	1969-70
Regen, Robert	1973-75
Reid, Kevin	2014-18
Repella, John	1998
Reynolds, Craig	1994-95
Reynolds, Steve	1971
Reynoldson, Jamy	1995-96
Rice, Jimmy	1970-71
Rice, Tyler	2011-13
Richards, Cade	2020-22
Richards, Mike	1978
Richardson, Tommy	1957-59
Riley, Bruce	1965
Riley, Mike	1967
Rinehart, Jerome	1987-88
Roberts, Alex	2013-16
Roberts, DJ	2009-13
Roberts, Jackson	2011-15
Roberts, Joe	1963
Roberts, Nick	1995-96
Roberts, Ron	1988-89

Roberts, Zoe	2020-22
Robertson, Edward	1999
Robertson, Phillip	1990-91
Robinson, Jack	1978
Robinson, Jay	2007
Robinson, William	1977
Roche, Louis	1970-71
Roebuck, Chester	2003-04
Rogers, Corey	2011-15
Rogers, Danny	1975
Rogers, Jay	2021-22
Romero, Marshall	2002-03
Rondo, Kevin	2004-07
Ross, Marcus	2002
Ross, Neil	1977-78
Rottero, Nate	2009-12
Rowe, Antavis	2017
Ruben, Tom	1989-92
Rucker, Zion	2021-22
Ruffin, Darriel	1997
Russell, Jarod	2021-22
Ruth, Henry	1966-69
Ruth, Lorry	1963-65
Ruth, Terry	1972-74
Rutland, Ralph	1959-61

S-S-S-S-S-S-S

Sakarapane, Logan	2018
Samples, Chase	2009-10
Sanders, Jerry	1965
Sanders, Johnny	2008
Sandlin, Cody	2009-12
Sangster, Dallis	2016-17
Satterfield, James	2010-14
Satterfield, O'Dale	1990-93
Saulsberry, Myles	2022
Sawyer, Anthony	1995-96
Schomaker, Ron	1969-70
Schomaker, Ryan	1999-00
Schumacher, John	1996-97
Schweter, Bob	1970-72
Scott, Zac	2002-05
Scutari, Frank	1963
Senatore, Rob	1993
Senn, Emerson	1975
Shamburger, Shawn	2021
Shanahan, Michael	2018-21
Shanks, Larry	1964-67
Shanks, Todd	1989-92
Shannon, Kyle	2001
Sharpe, Jaylon	2022
Sheley, Clay	2009-12
Shelton, Matthew	2009
Shephard, James	2020-21
Sherman, Donnie	1976-78
Sherrill, Jeff	1997, 99-00
Shimomura, Eric	1992-93
Ship, Tevin	2019-22
Shisler, Marty	2006-07
Shiver, Stephen	2008-11
Shoaf, Lee	1967
Shorter, Tyler	2019-20
Shufeldt, Dan	2009
Sides, Gene	1967-68
Sides, Jimmy	1984
Sikes, Trey	1984-87
Simmons, DJ	2013-17
Simms, Aaron	2011-15
Simms, Danny	1999
Sims, Deven	2017-22
Sims, Quentin	2011-12
Sims, Rayvon	2013-06
Sinclair, Laurie	1986-87
Sines, Ted	1961
Singleton, Steve	2000
Singleton, Will	2013
Sisco, Carlton	1993-96
Slaughter, Jack	1995-97
Sleeter, Gerald	1977
Small, Alvin	1976-77
Small, Dennis	1977
Smith, Abner	2003-06
Smith, Ajay	2022
Smith, Carnell	1973-75
Smith, Darrell	1959-62
Smith, Garrett	2022
Smith, Jason	2002
Smith, Jaylen	2017-18
Smith, Jeremy	2003
Smith, Kendrick	2000-01
Smith, Kevin	2000
Smith, Lee	1958-60
Smith, Malik	2020
Smith, Mike	2005

Smith, Robert	1967
Smith, Rogric	2003-05
Smith, Ron	1973
Smith, Sandy	1964-66
Smith, Sherman	1958-60
Smith, Terrance	1996-97
Smith, Trey	2009-11
Smoot, Elijah	2021-22
Snyder, Tanner	2020
Sommer, Brian	2008
Sowell, Brian	1997
Spann, Billy Joe	1996
Spano, Brian	1991-94
Sparks, Kody	2022
Springer, Brandon	2007-09
Spurlock, Mike	1975
Stack, Daniel	1997-98
Staehs, Bill	1973-76
Stalleveto, Nick	1962
Stallings, Greg	1977
Stallings, LaDarrius	2010-11
Stamper, Nick	1999-01
Stanley, Taylor	2008-11
Starling, Billy	1966
Starvum, Art	1977
Staten, Andrew	2001-04
Steele, Ronnie	1989-90
Stephens, D'Carrius	2016-21
Stephens, Glenn	1968
Stephens, Taurean	2002-06
Stevenson, William	2000-02
Stewart, Cromwell	2000
Stewart, Matt	2010-14
Stewart, Rochelle	1978
Stidham, Scott	1989-92
Stillings, Jade	1997-98
Stocker, Manny	2014
Stoddard, John	1966-69
Stokes, Jordan	2008-12
Storey, Tommy Ray	1978
Streator III, Porter	2014-18
Strickland, Tyson	2020-22
Strobridge, Antonio	1994-96
Stuart, Les	1994-95
Sturdivant, Cliff	1968
Summers, Carl	1968-70
Swan, CJ	2019-20
Swartz, Logan	2022
Swearingen, Rodney	1995-98
Sweeden, Tyler	2012-16
Sweet, Terayon	2022
Sweeton, Charles	2010-14
Swift, Jon	1996-97
Swope, Mason	2018

T-T-T-T-T-T-T

Taffoni, Joe	1966
Tankley, DeVonte	2021-22
Tanner, William	2014-15
Tarver, Buddy	1980-82
Tatko, Collin	2016-19
Taylor, Artie	1984-87
Taylor, Damani	2015-16
Taylor, Ed	1971
Taylor, Justin	1991-92
Taylor, Maurice	2009-11
Taylor, Mike	1985-87
Taylor, Orentheus	2002-03
Taylor, Richard	2011-12
Taylor, Takerio	2006
Taylor, Tim	2021
Taylor, Wilfred	2015-16
Teamer, Ray	2007-10
Temples, Josh	2002
Terry, DeAdrian	2013
Tingley, Josiah	20-Active
Tharpe, Brent	1991-93
Tharpe, Fred	1983-85
Tharpe, Jeff	1981-82
Tharpe, Ron	1996-98
Thomas, Drew	2012-14
Thomas, Fred	1995
Thomas, Nick	2017-18
Thomas, Robert	1990-91
Thomas, Roren	2006-08
Thomas, Steve	1976
Thomas, Vincent	1998-01
Thompson, Austin	1986-89
Thompson, Benny	1986-89
Thompson, Bobby	1958-60
Thompson, Brett	2015-17
Thompson, Cade	2007-09
Thompson, Chris	2009-13
Thompson-Clay, Julian	2015-18

Thornhill, Jim	1969
Threats, Joseph	2002-05
Throneberry, Woody	1973-75
Tillery, Taz	2007-10
Toatley, Ronnie	2001
Toles, Trey	2007-08
Topps, Anthony	2010-14
Torian, Aaron	1997-98
Toure, Abou	2013-14
Trammell, Ulysses	1994
Traylor, Marquis	2018-19
Treadway, Gene	1961
Trent, Sanders	2003
Trice, Airius	2021-22
Trice, Stanley	1976
Triggs, Kendrick	2001-02
Triplett, Terrious	2014-15
Tucker, Johnny	1973-75
Tucker, Jordan	2017
Tucker, Kyron	2010
Turnbow, Kyle	2002
Turner, Darron	1989-90
Turner, Juwan	2010-13
Turner, Mike	2015-17
Turner, Milt	1970
Turner, Sean	2015-18
Tyes, Don	1977

U-U-U-U-U-U-U

Underwood, Jason	2001
Underwood, Lonnie	2015
Utley, Jonathan	2008-11

V-V-V-V-V-V-V

Valdes, Jim	1971-73
Vallee, Matt	2007
Valleto, David	1981
Vassar, David	1997
Vaughn, Dominique	2013-14
Venzant, Earvin	2003-06
Verdell, Wendell	1983
Vickers, Ja'Kevious	2019
Vickers, Tom	1964
Vincent, Garrett	2011-15
Vistal, Bruce	1958-60
Vowell, Tab	1991-93

W-W-W-W-W-W-W

Waddell, Jake	1997
Waggoner, John	1970-71
Wahlberg, Brady	2002-05
Walker, Anthony	2006
Walker, Charles	1977-80
Walker, Danny	1973-74
Walker, James	2016-19
Walker, Mike	1975-77
Walker, Reggie	1996-97
Wall, Garrett	2014-18
Wall, Justin	2001
Wallace, Zak	2019-22
Walton, Garrett	2015-16
Wamble, Jody	2003-05
Warner, Bryce	2017
Warr, Felando	2009
Warren, Buddy	1969-72
Warren, D'Marius	2022
Warren, Eddie	1998-99
Warren, Mark	1973-75
Warren, Randy	1979-81
Warren, Trey	2013-16
Wash, Albert	1972-73
Wash, Jimmy	1979-80
Washington, Larry	1974-77
Wathen, Dean	2010-14
Watkins, Danny	1976-77
Watkins, Greg	1987-88
Watkins, Kylan	2017
Watson, Billy	1961
Watson, Doc	1962
Weathers, Caylon	2013-17
Weaver, Justin	2005-07
Webb, Aaron	2021-22
Webb, Brian	1997-98
Webb, Mike	1975
Weems, Remondia	1993-96
Weir, Shamari	2020-22
Welch, Alan	1981-82
Welch, Derek	2009-10
Welch, Eric	1996
Welch, Joe	1990-93
Welch, Lewis	1969
West, Marvin	1971-74
Wheeler, Mark	2004
Wheeler, Roy	1961

Whitaker, Roderick	2006-08
White, Brian	1996-97
White, Jaquille	2014-15
White, Justyce	2016
White, Todd	1987-90
White, Tom	2009
Whitefield, Billy	1961
Whitfield, Charlie	1975-78
Whitfield, Richard	1967-69
Whitley, Will	2013-15
Whittaker, Doug	1998-99
Whittemore, Bill	2000
Whittle, Aron	2020-21
Wiggins, Jim	1967-68
Wiley, Chris	1993, 95
Wilkins, Billy	1981-82
Williams, AJ	2010-11
Williams, Anthony	1989-90
Williams, Curtis	1977-78
Williams, David	1974-77
Williams, Deylon	2017-18
Williams, Don	1958-60
Williams, Donnell	2016-21
Williams, Eunique	2009
Williams, Henry	1975-77
Williams, John	1973
Williams, Lanny	1975
Williams, Leonard	1990-91
Williams, Mark	1980-81
Williams, Marshall	1971-72
Williamson, Orlando	2022
Williams, Ray	2005-08
Williams, Rodney II	2016-21
Williams, Shane	2001-02
Williams, Terry	2018-19
Williams, Thad	2010-13
Williams-Hall, Chris	2016-17
Willis, Keion	2021-22
Willis, Jake	2020
Wilson, Charles	1990-91
Wilson, Glenn	1976-77
Wilson, Jason	2002
Wilson, Nate	2005-08
Wilson, Paul Ryne	2002
Wilson, Richard	1983-85
Wilson, Rick	1996
Winn, Dresser	2017-22
Winslow, Eddy	1997-98
Wisniewski, Kyle	2003-05
Witten, Dana	1970-72
Wood, Gary	1967-69
Woods, Jay	2020-21
Woods, Mack	1971
Woods, Ty	2022
Woody, Will	1993-96
Wooten, Shawn	1993
Worthen, Craig	2005-08
Wright, Chris	2012
Wright, Clovis	1988-89
Wright, Jeff	1976-78
Wright, John	1972-73
Wright, Justin	2013-14
Wright, Rod	2011-15
Wright, Tim	1992-93
Wynn, Charles	1964
Wyrosdick, J.D.	1959-61

Y-Y-Y-Y-Y-Y-Y

Yandell, Lee	2006
Yarbrough, Josh	2006-07
Yates, Drake	2020
Yates, Dylan	2017
Yeager, George	1972-74
Young, Brandyn	2007-09
Young, Elijah	2022
Young, Jerry	1980-81
Young, Lamarcus	2016-20
Young, Loren	2018
Young, Matt	1994
Young, Ryan	2022
Young, Takeem	2017-21
Youngerman, Charlie	1958-60

Z-Z-Z-Z-Z-Z-Z

Zachary, Bob	1958-61
Zennon, Shelton	1972-73
Zipp, Bill	1975
Zipp, Mark	1990-92


ALL-TIME HEAD COACHES



H.K. GRANTHAM

1925-33 / RECORD: 27-34-9


H.K. Grantham served as the first head coach at Hall Moody College and was the major architect for the first football field. After coaching football, Grantham continued to serve as men's basketball coach, director of athletics, and head of the physical education department until 1937.



W.E. DERRYBERRY

1934-36 / RECORD: 22-3-1


Hired in 1933 as head of the English Department, Derryberry was a former player under Major Bob Neyland, football coach at UT Knoxville. He gave the UTJC its first undefeated season and a Mississippi Valley Conference championship in 1936.



NICK G. DENES

1937-38 / RECORD: 6-9-1

Denes who only coached at UTJC for two seasons would later be recognized for his excellent teams at Western Kentucky.



PAUL HUG

1939-41 / RECORD: 11-24-1

Paul Hug was selected as head coach in 1939 when he was given the responsibility of coaching football as well as the basketball program. He coached for three seasons until sports was put on hold because of the war, and then coached his final season in 1946 when the veterans returned.



JAMES C. HENSON

1947-56 / RECORD: 24-48-3

Henson, who was assistant coach under Paul Hug was awarded the job in 1947. He was a former standout football player and track star at Mississippi State University. Other than being football coach, Henson coached basketball, headed the physical education department, was the director of athletics, and taught chemistry.



ROBERT "BOB" CARROLL

1957-74 / RECORD: 85-82-4

Bob Carroll played his first two years at UT Martin before he went to the University of Wyoming and graduated with academic All-America honors. He coached the 1967 team that put up a 10-1 record and won the Division II National Championship Tangerine Bowl game. In 1974, Carroll relinquished his coaching duties to become the assistant athletic director. He finished his 18-year tenure, the longest in school history, with an 84-82-4 record.



GEORGE MACINTYRE

1975-77 / RECORD: 18-14

MacIntyre, a graduate and standout quarterback from the University of Miami (Florida), was hired as head coach in 1975 as the first full-time head coach at UT Martin. He was previous the defensive secondary coach at Vanderbilt University. MacIntyre coached for three seasons at UT Martin before leaving to join the staff at the University of Mississippi and later became the head coach at Vanderbilt University.



VESTER NEWCOMB

1978-79 / RECORD: 7-13

Vester Newcomb, an assistant under coach George MacIntyre, was awarded the head coaching job in 1978. He would only coach UT Martin for two seasons finishing with a 2-8 record his first year and a 5-5 mark in season two.



LYNN AMADEE

1980-81 / RECORD: 8-14

Lynn Amadee came to UT Martin as head coach after being the quarterbacks coach at UT Knoxville for a year. He played quarterback in college for LSU and then played in the Canadian Football League as a quarterback for three seasons. Amadee went on to coach in the World Football League and the NFL with the New Orleans Saints.




FRED PICKARD

1982-85 / RECORD: 12-31-1

Fred Pickard came to UT Martin as a linebacker in 1975. A native of Columbia, Tenn., Pickard was hired to his first collegiate head coaching job in 1982. He was on the Terry Parker High School coaching staff in Jacksonville, Fla. for 13 years, serving as the head coach for eight seasons. He posted a 48-29-3 record. He coached UT Martin for four seasons finishing with a 12-31-1 record.


ALL-TIME HEAD COACHES



DON MCLEARY

1986-96 / RECORD: 50-73

In 1988, under McLeary in his third season as the head coach, the school won its first-ever Gulf South Conference title and made its first appearance in the NCAA Division II national playoffs. McLeary was named "GSC Coach of the Year" in 1988. He came to UT Martin from the staff of the Los Angeles Express of the United States Football League. He was born in Humboldt and went on to star as an All-American high school player at Jackson North Side High. He continued his playing career at UT Knoxville where he played for coaches Doug Dickey and Bill Battle. As a Volunteer, McLeary was a member of the Southeastern Conference championship teams in 1967 and 1969. McLeary later went on to serve in Tennessee State Senate from 2002-06.




JIM MARSHALL

1997-1999 / RECORD: 2-31

Marshall was a 1969 graduate of UT Martin. He served as offensive line coordinator and recruiting coordinator at the University of Memphis before coming to UT Martin. Marshall served as an assistant coach at UT Martin from 1975-77 serving as a running backs coach in is first year and as offensive line coach the following year.

He is a native of Crestline, Ohio. He first attended Bowling Green in 1965-67 where he played center in football and catcher in baseball. He transferred to UT Martin where he played both sports again and capped off his college career by earning Small College All-America baseball honors.




SAM McCORKLE

2000-02 / RECORD: 5-25

McCorkle came to UT Martin from Mississippi Delta Community College in Moorhead where he has served as offensive coordinator since 1997. He was head coach at his alma mater, West Alabama University (now known as the University of West Alabama), from 1985-90 where he was among the youngest head coaches in the country at the time.

He was a three-year letterman at West Alabama and he helped the Tigers win the 1971 NAIA national championship. He received the Phil Puccio Most Dedicated Player Award for his efforts during his senior season and was named to the All-Alabama Small College team in 1971. He was a three-year starter at Meridian High School and a member of the Mississippi state championship teams of 1966 and 67.



JOHNNY JERNIGAN

2002 / RECORD: 0-4

Jernigan served as interim head coach when Sam McCorkle left the team midseason. Jernigan was serving as the team's defensive line coach when he was elevated to interim head coach. Jernigan joined the Skyhawks, from the staff of Henderson State University in Arkansas. The Houston, Texas native was an All-Texas Junior College Defensive end. In 1992, he transferred to Stephen F. Austin where he earned All-Southland Conference honors as a defensive end.



MATT GRIFFIN

2003-05 / RECORD: 10-24

In his first season as the head coach at UT Martin, Griffin led the Skyhawks to an overtime win over Tennessee Tech. The victory ended a 43-game losing streak for the Skyhawks that dated back to 1996. In 2004, Griffin led the Skyhawks to a 2-9 record. His 2005 Skyhawks posted a 6-5 overall record and a 4-4 Ohio Valley Conference worksheet. Before coming to UT Martin, Griffin served four years as an assistant coach at the University of Maine. From 1997-98 he served as an assistant at UT Martin. After three seasons at UT Martin, Griffin accepted the head coaching job at rival Murray State University.



JASON SIMPSON

2006-PRESENT / RECORD: 100-80

Simpson ranks as the program's all-time winningest coach while winning a pair of Ohio Valley Conference championships and earning a pair of NCAA Division I Championship berths in both 2006 and 2021. In his first season as a head coach in 2006, Simpson led the Skyhawks to a 9-3 overall record, a 6-1 OVC worksheet and its first OVC championship. The Skyhawks won another title in 2021 after going 10-3 and 5-1 in league play while winning a program-record nine straight games and picking up the team's first playoff victory during the Division I Era. Simpson has accumulated a 100-80 record, ranking as the fourth most winningest coach in OVC history along with a 77-47 (.620) mark in conference contests. Four of the program's eight 8-win seasons have come under Simpson, including all four at the Football Championship Subdivision level.

He served as an assistant coach from 1997-1999 at Jacksonville State University. After the Jacksonville State, He coached quarterbacks, receivers, and served as the recruiting coordinator at Texas State. Before accepting the head coaching job at UT Martin, Simpson was an assistant coach and offensive coordinator at Chattanooga from 2003-2005.

UT MARTIN COACHING HISTORY

Name	Years	Overall	Pct.	Name	Years	Overall	Pct.
H.K. Grantham	1925-33	27-34-9	.450	Lynn Amadee	1980-81	8-14	.363
W.E. Derryberry	1934-36	22-3-1	.865	Fred Pickard	1982-85	12-31-1	.284
Nick G. Denes	1937-38	6-9-1	.406	Don McLeary	1986-96	50-73	.406
Paul Hug	1939-41	11-24-1	.319	Jim Marshall	1997-99	2-31	.060
James C. Henson	1947-56	24-48-3	.340	Sam McCorkle	2000-02	5-25	.166
Bob L. Carroll	1957-74	85-82-4	.508	Johnny Jernigan	2002	0-4	.000
George MacIntyre	1975-77	18-14	.562	Matt Griffin	2003-05	10-24	.294
Vester Newcomb	1978-79	7-13	.350	Jason Simpson	2006-Present	100-83	.546

HISTORIC COACHING STAFFS

THIS IS UT MARTIN

COACHING STAFF

MEET THE SKYHAWKS

SEASON PREVIEW

YEAR IN REVIEW

RECORD BOOK

138

1961	
Bob Carroll.....	HC
Grover Page.....	LC
Ross Elder.....	EC

1962	
Bob Carroll.....	HC
Grover Page.....	LC
Ross Elder.....	EC

1963	
Bob Carroll.....	HC
Grover Page.....	LC
Ross Elder.....	EC
Ted Sines.....	FC

1964	
Bob Carroll.....	HC
Grover Page.....	LC
Ross Elder.....	EC

1965	
Bob Carroll.....	HC
Grover Page.....	DL
Ross Elder.....	OL
Jack Beeler.....	DB
Chris Holbrock.....	FC

1966	
Bob Carroll.....	HC
Grover Page.....	DL
Ross Elder.....	OL
Jack Beeler.....	DB
Bobby Fowler.....	FC

1967-1968	
Bob Carroll.....	HC
Grover Page.....	DL
Ross Elder.....	OL
Jack Beeler.....	DB

1969	
Bob Carroll.....	HC
Grover Page.....	DL
Ross Elder.....	OL
Jack Beeler.....	DB
Vernon Prather.....	RB
Bud Reiselt.....	FC
Tommy Baker.....	FC

1970	
Bob Carroll.....	HC
Grover Page.....	DL
Ross Elder.....	OL
Jack Beeler.....	DB
Vernon Prather.....	RB
Bud Reiselt.....	FC
Lloyd Watson.....	FC

1971-73
[Staff Was Not Available at Publish]

1974	
Bob Carroll.....	HC
Grover Page.....	DL
Ross Elder.....	OL
Jack Beeler.....	QB/WR
Vernon Prather.....	DB

1975	
George MacIntyre.....	HC
Ron McCrone.....	DC/DB
Vester Newcomb.....	OC/OL
Fred Pickard.....	OL
Billy Ware.....	DL
Jim Marshall.....	RB
David Lee.....	QB/WR

1976	
George MacIntyre.....	HC
Ron McCrone.....	DC/DB
Vester Newcomb.....	OC/OL
Fred Pickard.....	LB
Billy Ware.....	DL
Don Wiggins.....	RB
David Lee.....	QB/WR

1977	
George MacIntyre.....	HC
Ron McCrone.....	DC/DB
Vester Newcomb.....	OC
Fred Pickard.....	LB
Billy Ware.....	DL
Don Wiggins.....	WR
Monty Crook.....	OL

1978	
Vester Newcomb.....	HC
Fred Pickard.....	DC/LB
Jim Marshall.....	OC/OL
Don Wiggins.....	WR
Charlie Newlon.....	DB
Gary Guthrie.....	RB
Randy Latta.....	DL
Bill Staehs.....	QB
Clay Blalack.....	DE

1979	
Vester Newcomb.....	HC
Fred Pickard.....	RB
Don Wiggins.....	QB
Charlie Newlon.....	DB
Jim Taubert.....	DB
Terry Giltner.....	LB

1980	
Lynn Amedee.....	HC
Fred Pickard.....	OC
Jim Graves.....	OL
Charlie Newlon.....	DB
Jim Taubert.....	DL
Terry Giltner.....	LB

1981	
Lynn Amedee.....	HC
Fred Pickard.....	DC
Donny Sherman.....	OC
Jim Graves.....	OL
Jim Taubert.....	DL
Mickey Marley.....	DB

1982	
Fred Pickard.....	HC
Jim Graves.....	OC/OL
Larry Shanks.....	DC/DL
Jim Hardegree.....	OL
Mickey Marley.....	DB
Bill Staehs.....	QB

1983	
Fred Pickard.....	HC
Jim Graves.....	OC/OL
Larry Shanks.....	DC/DL
Jim Hardegree.....	LB
Mickey Marley.....	DB
Bill Staehs.....	QB

1984	
Fred Pickard.....	HC
Jim Graves.....	OC/OL
Larry Shanks.....	DC/DL
Jim Hardegree.....	LB
Mickey Marley.....	DB
Bill Staehs.....	QB

1985	
Fred Pickard.....	HC
Jim Graves.....	OC/OL
Larry Shanks.....	DC
Jim Hardegree.....	LB
Mickey Marley.....	DB
Bill Staehs.....	QB/RC

1986	
Don McLeary.....	HC
Denver Johnson.....	AHC/OL
Larry Shanks.....	DC/LB
Todd Berry.....	OC/RB
Jeremiah Davis.....	DB/RC

1987	
Don McLeary.....	HC
Denver Johnson.....	AHC/OL
Larry Shanks.....	DC/DL
Todd Berry.....	OC/QB/WR
Jeremiah Davis.....	LB/RC
Jerry Reese.....	DB
Bruce Scott.....	RB

1988	
Don McLeary.....	HC
Denver Johnson.....	AHC/OL
Todd Berry.....	OC/OL/QB/WR
Larry Shanks.....	DC/DL
Jerry Reese.....	DB
Bruce Scott.....	RB

1989	
Don McLeary.....	HC
Larry Shanks.....	AHC/DC/DL
Vincent White.....	OC/WR
Bruce Scott.....	OL
Jim Hughes.....	LB

1990	
Don McLeary.....	HC
Larry Shanks.....	AHC/DC/LB
Morgan Hout.....	OC/WR
Jerry Reese.....	DB
Jim Hughes.....	LB
Todd Kirk.....	OL
Jim Graves.....	RC

1991	
Don McLeary.....	HC
Larry Shanks.....	AHC/DC/LB
Todd Kirk.....	OC/WR
Jerry Reese.....	DB
Jim Hughes.....	LB
Jim Graves.....	SC/RC

1992	
Don McLeary.....	HC
Larry Shanks.....	AHC/DC/LB
Jerry Reese.....	DB
Morgan Hout.....	PG/WR
Todd Kirk.....	RG/OL
Grady Andrews.....	DL
Jim Graves.....	SC/RC

1993	
Don McLeary.....	HC
Jerry Reese.....	AHC/WR
Drew Fabianich.....	Co-DC/LB
Mike MacIntyre.....	Co-DC/DB
Todd Kirk.....	RG/OL
Grady Andrews.....	DL
Jim Graves.....	SC
Jackie Shipp.....	AC

1994	
Don McLeary.....	HC
Jerry Reese.....	AHC/WR
Drew Fabianich.....	DC/LB
Mike MacIntyre.....	DB
Todd Kirk.....	RG/OL
Grady Andrews.....	DL
Matt MacIntyre.....	RB
Kacy Rodgers.....	DE
Charles Wiggins.....	GA

1995	
Don McLeary.....	HC
Drew Fabianich.....	DC/DB
Todd Kirk.....	OL
Kacy Rodgers.....	DE
Charlie Stubbs.....	OC/QB
Charles Wiggins.....	AC

1996	
Don McLeary.....	HC
Mike MacIntyre.....	DC/DB
Rod Olson.....	OC
Todd Kirk.....	OL
Kacy Rodgers.....	DE
Scott Smith.....	DT
Jody Evans.....	LB
Mark Leposky.....	WR
Brian Spano.....	LB

1997	
Jim Marshall.....	HC
Jim Abbate.....	DB
Mike Beagle.....	DC/LB
Jeff Brookshire.....	OL
Matt Griffin.....	OC/QB/WR
Kacy Rodgers.....	DL
Dave Walkosky.....	ST/RB

1998	
Jim Marshall.....	HC
Jeff Brookshire.....	OL
Matt Griffin.....	OC/QB/WR
Dave Walkosky.....	DC/DB
Chris Jones.....	DL
Larry Porter.....	RB
Paul Randolph.....	LB

1999	
Jim Marshall.....	HC
Kurt Barber.....	DL
Damon Bradford.....	LB
Jeff Brookshire.....	OL
Allan Cox.....	OC/QB/WR
Pete Shaw.....	DC/DB

2000	
Sam McCorkle.....	HC
Jeff Richards.....	AHC/DC/LB
Kurt Barber.....	DL
Gerald Broussard.....	OL/SC
Brian Manner.....	RB
Sammy McCorkle.....	DB
Blaine McCorkle.....	WR

2001	
Sam McCorkle.....	HC
Butch Caldwell.....	AHC/RC/LB
Sammy McCorkle.....	DC/LB
Brian Maner.....	RB/SC
Blaine McCorkle.....	OL
Wyatt Rogers.....	WR
Johnny Jernigan.....	DL

2002	
Sam McCorkle.....	HC
Johnny Jernigan.....	DL/SC

(Interim Head Coach)

Brad Franchione LB/RC
Lee Hollifield WR
Blaine McCorkle OL
Sammy McCorkle DC/DB
Cedric Thomas RB

2003

Matt Griffin HC
Mickey Fein OC
Andy Rondeau DC/LB
Johnny Jernigan DL
Brian Scott WR
Mike Zapolnik OL
DeLane Fitzgerald RC/WR/RB
Jason Seaker DB
Dwayne Wilmot AC

2004

Matt Griffin HC
Mickey Fein OC/QB
Mark Lister DC
Kevin Cahill WR
DeLane Fitzgerald ST/RB
Michael Hayes OL
Johnny Jernigan DL
Dewayne Wilmot RC/LB
Matt Wise DB

2005

Matt Griffin HC
Mickey Fein OC/QB
Kevin Cahill WR
Michael Hayes OL
Johnny Jernigan DL
Mark Lister DB/LB
Dwayne Wilmot RC/S
Matt Wise DB
Brandon Lacy RB
William Hawkins AC

2006

Jason Simpson HC
Chris Boone AHC/DC/LB
Chris Achuff DL/SC
Shepherd Campbell DB
Kent Laster RC/WR
Marcus Satterfield PG/RB
Ferrell Trimm ST/S
Geep Wade OL
Will Harriger TE
Tony Butler AC

2007

Jason Simpson HC
Chris Boone AHC/DC/LB
Chris Achuff DL/SC
Shepherd Campbell DB
Marcus Satterfield PG/QB
Ferrell Trimm ST/S
Geep Wade RG/OL
Jay Graham WR/RC

2008

Jason Simpson HC
Chris Boone AHC/DC/S
Marcus Satterfield AHC/PG/QB/WR
Adam Beauchamp DL/SC
Anthony Blevins RC/DB
Gerad Parker RB
Cesar Rivas-Sandoval ST/LB
Geep Wade RG/OL

2009

Jason Simpson HC
Chris Boone AHC/DC
Geep Wade OC/OL
Adam Beauchamp AHC/RB
Gerad Parker WR
Jimmy Lindsey DL
Will Harriger LB

Carter Barfield QB
Brandon Cooper DB
Alex Cohen SC
Kevin Bannon OGA
Ray Williams DGA

2010

Jason Simpson HC
Chris Boone AHC/DC/S
Mac Bryan OC/OL
Nathan Burton LB
Brandon Cooper DB
Jordan Hankins RB/SC
Chase Gibson SC GA
Ryan Nielson DL/ST
Gerad Parker WR/RC
Kane Wommack QB
Kevin Bannon OGA
Ray Williams DGA

2011

Jason Simpson HC
Jordan Hankins AHC/RB/SC
Mac Bryan Co-OC/OL
Carmen Felus Co-OC/WR
Lytrel Pollard DC
Nathan Burton LB
Bernard Riley DL
Kyle Manley QB
Nick Glenn AC/RC
Darrin Fizer OGA

2012

Jason Simpson HC
Jordan Hankins AHC/RB
Carmen Felus Co-OC/WR
Mac Bryan Co-OC/OL
Jeff Byrd DC
Bernard Riley DL
Eric Stuedemann QB
Nick Glenn AC/RC
David Reeves DB
Nick Newsome DGA

2013

Jason Simpson HC
Jordan Hankins AHC/LB/SC
Jeff Byrd DC
Carmen Felus OC/WR
Eric Stuedemann RB/TE
Kevin Bannon OL
Tray Scott DL
Nick Glenn AC/RC
Derek Carr OGA
Julius McNair DGA

2014

Jason Simpson HC
Jordan Hankins AHC/LB/SC
Jeff Byrd DB
John Bond OC
Kevin Bannon OL/RC
Tray Scott DL
Justin Rascati WR/ARC
Julius McNair DB
James Guest RB
Ben Luther TE
Jay Gregory AC/ASC
Ben Johnson DGA

2015

Jason Simpson HC
Jordan Hankins AHC/LB
Jeff Byrd DC
John Bond OC
Kevin Bannon OL/RG/RC
DeMarcus Covington DL
Justin Rascati WR/PG/ARC
Julius McNair DB
James Guest RB
Jamael Lett AC

Ben Luther TE
Nate Sedergrén SC

2016

Jason Simpson HC
Jordan Hankins AHC/LB/ST
Jeff Byrd DC
Kevin Bannon OC/RC
Adam Lechtenberg PG/WR
Buddha Williams DL
Julius McNair RB/ARC
Mike Treier DB
Josh Zettergren QB
Will Burnham TE
Joe Peake DGA
Chris Bell DO
Nate Sedergrén SC

2017

Jason Simpson HC
Jordan Hankins AHC/DC
Kevin Bannon OC/OL
Fred Tate AHC/Co-OC
Derek Carr PG/WR
Julius McNair RB/RC
Clint McMillan DL
Brandon Lechtenberg S
Dominique Bowman DB
Will Burnham TE
Tyler Rice QC
William Tanner PD
Chris Bell DO
Nate Sedergrén SC

2018

Jason Simpson HC
Jordan Hankins AHC/DC
Kevin Bannon OC/OL
Geep Wade Co-OC
Dominique Bowman AHC/DB
Clint McMillan DL/Co-ST
Chris Polizzi S/Co-ST/RC
Tyler Rice WR
Travis Partridge QB
Jared Barnett IWR
Jay Murphy DGA
Chris Bell DO
Emanuel McNeil PD
Nate Sedergrén SC

2019

Jason Simpson HC
Jordan Hankins AHC/DC
Chris Polizzi AHC/Co-ST/S/RC
Kevin Bannon OC/OL
Nick Petrino Co-OC/QB
Clint McMillan DL/Co-ST
Matt Jones RG/TE/OT
Tyler Rice WR
Sean Fisher RB
Dalton Hilliard DB
Devonte Howard OGA
Antonio Clifton DGA
Jay Murphy DGA
Chris Bell DO
Jenna King PD
Nate Sedergrén SC

2020-21

Jason Simpson HC
Chris Polizzi AHC/DC
Kevin Bannon OC/OL
Matt Jones RG/TE/OT
Sean Fisher RB/Co-ST/RC
Jay MacIntyre WR
George Frazier DL
Brandon Butcher LB
Devonte Howard OGA
Antonio Clifton DGA
TJ Jefferson DGA
Chris Bell DO

2021

Jason Simpson HC
Chris Polizzi AHC/DC
Kevin Bannon OC/OL
Matt Jones RG/TE/OT
Jay MacIntyre PG/RC/WR
George Frazier DL
Brandon Butcher LB
Drew Tate QB
Devonte Howard RB
Sheldon Dawson DB
Brandon Buchner ARC/OGA/SGA
Antonio Clifton DGA/SGA
TJ Jefferson DGA/SGA
Chris Bell DO

2022

Jason Simpson HC
Chris Polizzi AHC/DC
Kevin Bannon OC/OL
Matt Jones RG/TE/OT
Brandon Butcher RG/LB
Travis Partridge PG/QB
Justin Robinson DL
Dallas Dickey WR
Antonio Clifton DB
Aidan Panni STA
Anthony Gore, Jr. OLB/STA
Keon Howard OGA/RB
TJ Minnifee DGA/STGA/LB
Chris Bell DO

Abbreviation Legend

Head Coach HC
Assistant Head Coach AHC
Offensive Coordinator OC
Defensive Coordinator DC
Run-Game Coordinator RG
Pass-Game Coordinator PG
Special Teams Coordinator ST
Quarterbacks QB
Runningbacks RB
Wide Receivers WR
Tight Ends TE
Offensive Line OL
Defensive Line DL
Linebackers LB
Defensive Backs DB
Safeties S
Line Coach LC
End Coach EC
Freshmen Coach FC
Recruiting Coordinator RC
Assistant Coach AC
Quality Control QC
Director of Operations DO
Player Development PD
Graduate Assistant GA
Strength & Conditionings SC

INDIVIDUAL RECORDS

RUSHING

Most Attempts

Game: 47 - Don Chapman vs. Murray State (2005)
Season: 302 - Don Chapman (2005)
Career: 1,046 - Don Chapman (2004-06)

Most Yards Gained

Game: 272 - Don Chapman at Southeast Missouri (2004)
Season: 1,412 - Don Chapman (2006)
Career: 5,017 - Don Chapman (2004-07)

Most Touchdowns Scored

Game: 5 - Bobby Fowler vs. West Georgia (1957)
Season: 19 - Bobby Fowler (1957)
Career: 51 - Bobby Fowler (1956-59)

Longest Rush from Scrimmage

Game: 94 - Bradyn Young vs. Eastern Illinois (2008)

PASSING

Most Completions

Game: 44 - Brady Wahlberg at Jacksonville State (2003)
Season: 264 - Derek Carr (2012)
Career: 665 - Derek Carr (2008-12)

Most Attempts

Game: 65 - Brady Wahlberg at Jacksonville State (2003)
Season: 424 - Leon Reed (1988)
Career: 1,110 - Derek Carr (2008-12)

Best Completion Percentage

Game: 91.3 (42-of-46) - Derek Carr (2012)
Season: 65.8 - Dresser Winn (2018)
Career: 60.4 - Cade Thompson (2007-09)

Most Yards Gained

Game: 560 - Derek Carr at Murray State (2012)
Season: 3,276 - Derek Carr (2012)
Career: 8,428 - Derek Carr (2008-12)

Most Touchdown Passes

Game: 7 - Derek Carr vs. Jacksonville State (2012)
7 - Derek Carr at Murray State (2012)
Season: 31 - Derek Carr (2012)
Career: 69 - Derek Carr (2008-12)

Most Interceptions Thrown

Game: 5 - Kelly Coker vs. Livingston (1970)
5 - Eric Bradner vs. Austin Peay (1986)
5 - Brady Wahlberg vs. Samford (2005)
5 - Brady Wahlberg at Jacksonville State (2005)
Season: 22 - Leon Reed (1988)
Career: 46 - Brady Wahlberg (2002-05)

Longest Pass Completion

Game: 92 - Brady Wahlberg vs. Kentucky Wesleyan (2002)

RECEIVING

Most Receptions

Game: 16 - William Mackall vs. Delta State (1987)
Season: 90 - William Mackall (1987)
90 - Jeremy Butler (2013)
Career: 225 - William Mackall (1985-88)

Most Yards Gained

Game: 283 - William Mackall vs. Troy (1988)
Season: 1,203 - Jeremy Butler (2013)
Career: 2,494 - William Mackall (1985-88)

Most Touchdown Receptions

Game: 5 - Quentin Sims vs. Jacksonville State (2012)
Season: 16 - Quentin Sims (2012)
Career: 26 - Quentin Sims (2011-12)

Longest Pass Reception

Game: 92 - Troy Phillips vs. Kentucky Wesleyan (2002)

TOTAL OFFENSE

Most Yards

Game: 560 - Derek Carr at Murray State (2012)
Season: 3,325 - Jardon Neal (2015)
Career: 8,484 - Derek Carr (2008-12)

Most Touchdown Responsible For

Game: 7 - Derek Carr vs. Jacksonville State (2012)
7 - Derek Carr at Murray State (2012)
Season: 32 - Derek Carr (2012)
Career: 72 - Derek Carr (2008-12)

Most Points Responsible For

Game: 33 - Bobby Fowler vs. West Georgia (1957)
Season: 180 - Leon Reed (1988)
Career: 316 - Brady Wahlberg (2002-05)

SCORING

Most Touchdowns

Game: 5 - Bobby Fowler vs. West Georgia (1957)
5 - Quentin Sims vs. Jacksonville State (2012)
Season: 19 - Bobby Fowler (1959)
Career: 51 - Bobby Fowler (1956-59)

Most Extra Points Made

Game: 12 - Tom Hansen vs. Concordia (2008)
12 - Mitch Mersman vs. Bacone College (2016)
Season: 53 - Tom Hansen (2008)
Career: 128 - Tom Hansen (2007-09)

Most Extra Points Attempted

Game: 12 - Tom Hansen vs. Concordia (2008)
12 - Mitch Mersman vs. Bacone College (2016)
Season: 57 - Tom Hansen (2008)
Career: 137 - Tom Hansen (2007-09)

Field Goals Made

Game: 4 - Mickey Hamilton vs. Tennessee State (1976)
4 - Taylor Brown vs. Gardner-Webb (2006)
Season: 20 - Ki Tok Chu (1988)
Career: 43 - Ki Tok Chu (1986-89)

Field Goals Attempted

Game: 5 - Mickey Hamilton vs. Tennessee State (1976)
5 - Mitch Mersman at Southeast Missouri (2017)
Season: 26 - Ki Tok Chu (1988)
Career: 73 - Ki Tok Chu (1986-89)

Most Points Scored

Game: 30 - Quentin Sims vs. Jacksonville State (2012)
Season: 96 - Quentin Sims (2012)
Career: 306 - Bobby Fowler (1956-59)

Most Points Scored by Kicking

Game: 15 - Taylor Brown vs. Gardner-Webb (2006)
15 - Tom Hansen vs. Concordia (2008)
Season: 97 - Ki Tok Chu (1988)
Career: 233 - Jackson Redditt (2004-07)

Consecutive Field Goals Made

Game: 14 - Keith Kasnic (1982-83)

TACKLES

Most Total Tackles

Game: 30 - Terry Giltner vs. McNeese State (1970)
Season: 255 - Terry Giltner (1970)
Career: 426 - Danny Watkins (1975-77)

Most Unassisted Tackles

Game 23 - Terry Giltner vs. Parsons (1969)
Season: 168 - Terry Giltner (1970)
Career: 281 - Terry Giltner (1969-70)

Most Assisted Tackles

Season: 87 - Terry Giltner (1970)
Career: 184 - Ben Johnson (2011-13)
184 - Emanuel McNeil (1985-88)

Most Sacks

Game: 4.5 - Tony Bell vs. Murray State (2013)
Season: 13.0 - Emanuel McNeil (1988)
Career: 22.5 - Tony Bell (2011-14)

Most Tackles for Loss

Game: 5.5 - Montori Hughes at Eastern Illinois (2011)
Season: 24.0 - Emanuel McNeil (1988)
Career: 56.0 - Emanuel McNeil (1985-88)

PASSES DEFENDED

Passes Defended

Game: 5 - Kevin Barfield vs. Eastern Illinois (2013)
5 - Joe Este vs. Clarion (2017)
Season: 17 - Chris Jones (15 PBU, 2 INT), 1996
Career: 32 - Chris Jones (30 PBU, 2 INT), 1996-97

Pass Breakups

Game: 5 - Kevin Barfield vs. Eastern Illinois (2013)
5 - Joe Este vs. Clarion (2017)
Season: 16 - Don Jones (1969)
Career: 30 - Chris Jones (1996-97)

Most Interceptions

Game: 5 - Kelly Coker vs. West Alabama (1970)
Season: 8 - Clay Blalack (1976)
8 - Mike Beeler (1970)
8 - Don Jones (1969)
Career: 18 - Mike Beeler (1968-71)
18 - Don Jones (1968-71)

Most Return Yardage

Game: 100 - Jimmy Randolph vs. Morehead State (1977)
Season: 269 - Clay Blalack (1976)
Career: 344 - Clay Blalack (1975-77)

Most Returned for Touchdown

Season: 4 - Clay Blalack (1976)
Career: 4 - Clay Blalack (1975-76)

FUMBLES

Most Forced Fumbles

Game: 2 - Several Tied
Season: 5 - Kevin Prather Jr. (2016)
Career: 9 - Markeseo Jackson (2003-06)

Most Fumble Recoveries

Game: 2 - Jack Greenwood at Jacksonville State (2005)
2 - Jon Swift vs. Western Kentucky (1997)
2 - Marc Calixte at Eastern Kentucky (1999)
2 - Andre Plummer at Gardner-Webb (2002)
Season: 7 - Jon Swift (2006)
Career: 9 - Jon Swift (1996-97)

Most Return Yardage

Game: 95 - Marc Calixte (1999)
Season: 164 - Dontrell Miller (2008)
Career: 164 - Dontrell Miller (2006-08)

Most Returned for Touchdown

Season: 3 - Dontrell Miller (2008)
Career: 3 - Dontrell Miller (2006-08)

QUARTERBACK HURRIES

Most Quarterback Hurries

Game: 4 - five tied
Season: 13 - Montori Hughes (2012)
Career: 31 - DJ Roberts (2009-13)

PUNTING

Most Punts

Game: 14 - David Brown vs. Nicholls (1975)
14 - Budda Beasley vs. Eastern Kentucky (1993)
Season: 90 - Jade Stillings (1997)
Career: 257 - Joey Elmore (1986-89)

Most Yards Punting

Game: 502 - Jay Holmes at Missouri State (1999)
Season: 3,481 - Jade Stillings (1997)
Career: 9,784 - Joey Elmore (1986-89)

Highest Punting Average

Game: 52.7 - James Satterfield at Austin Peay (2013)
Season: 42.6 - James Satterfield (2012)
Career: 41.4 - James Satterfield (2010-14)

Most Punts Downed Inside 20

Game: 5 - Zane Cox vs. Tennessee State (2019)
Season: 24 - Zane Cox (2019)
Career: 48 - James Satterfield (2010-14)

PUNT RETURNS

Most Returns

Game: 7 - Jerry Reese vs. Fort Valley State (1982)
7 - Jessie Burton at Murray State (2006)
Season: 48 - Dewayne Harper (1994)
Career: 93 - Dewayne Harper (1991-94)

Most Return Yardage

Game: 183 - Dewayne Harper vs. Charleston Southern (1994)
Season: 564 - Dewayne Harper (1994)
Career: 955 - Dewayne Harer (1991-94)

Highest Average Per Return

Game: 46.5 - Jamaal Akbar vs. Baker (2008)
Season: 19.5 - EJ Daniel (2006)
Career: 17.57 - EJ Daniel (2006-08)

KICKOFF RETURN

Most Returns

Game: 9 - Jessie Burton vs. Missouri State (2007)
9 - Darron Turner vs. Jacksonville State (1989)
9 - Darron Turner vs. Middle Tennessee (1990)
Season: 39 - Henry Allen (1986)
Career: 89 - Jason Coleman (2002-05)

Most Return Yardage

Game: 248 - Darron Turner vs. Middle Tennessee (1990)
Season: 825 - Jessie Burton (2007)
Career: 1,842 - Jason Coleman (2002-05)

Kick Return Touchdowns

Season: 2 - Jessie Burton (2006)
Career: 3 - Jessie Burton (2006-07)

BLOCKED KICKS

Most Blocked Kicks

Game: 2 - Dean Wathen at Murray State (2010)
Season: 3 - Korbin Harmon (2019)
3 - Andre Plummer (2005)
Career: 6 - Korbin Harmon (2018-21)

TEAM RECORDS

OFFENSE

SCORING OFFENSE

Most Points Scored

Game: 97 - Bethel (1995)
Season: 448 - 2008

Most Touchdowns Scored

Game: 14 - Bethel (1995)
Season: 61 - 2008

Total Offense

Game: 821 vs. Murray State (2007)
Season: 5,125 - 2014

First Downs

Game: 30 - Bethel (1995)
Season: 239 - 13 games (1988)

RUSHING

Most Attempts

Game: 69 - Lambuth (2000)
Season: 678 - 1977

Most Net Yards Gained

Game: 416 - Bethel (1995)
Season: 3,013 - 1977

Highest Rushing Average Per Game

Season: 273.9 - 1977

Most Rushing Touchdowns

Game: 7 - Concordia (2008)
7 - Kentucky Wesleyan (2001)
Season: 28 - 2007

PASSING

Most Completions

Game: 44 - at Jacksonville State (2003)
Season: 287 - 1995

Most Attempts

Game: 65 - at Jacksonville State (2003)
Season: 478 - 13 games (1988)

Most Passing Yards

Game: 560 - at Murray State (2012)
Season: 3,363 - 13 games (1988)

Highest Passing Average Per Game

Season: 299.5 - 2012

Most Passing Touchdowns

Game: 7 - Bethel (2015)
7 - Jacksonville State (2012)
7 - at Murray State (2012)
7 - Lane College (1990)
Season: 31 - 2015

Most Interceptions Thrown

Game: 6 - Austin Peay (1986)
6 - Valdosta State (1986)
Season: 28 - 1998

DEFENSE

SCORING DEFENSE

Fewest Points Yielded

Season: 19 - 1934

Fewest Yards Allowed Rushing

Game: -22 - West Alabama (1988)
Season: 383 - 1967

Fewest Yards Allowed Passing

Game: 7 - West Alabama (1982)
Season: 734 - 1971

Most Defensive Touchdowns Scored

Game: 2 - at Murray State (2008)
Season: 8 - 2008

TACKLES

Most Tackles

Game: 117 - at Samford (2000)
Season: 925 - 1998

Most Tackles for Loss

Game: 15.0 - Tennessee Tech (2003)
15.0 - Tennessee Tech (2006)
15.0 - Eastern Kentucky (2010)
15.0 - Concordia (2008)
15.0 - Austin Peay (2018)
Season: 96.0 - 2008

Most Sacks

Game: 9.0 - Concordia (2008)
Season: 31.0 - 2008

Most Pass Breakups

Game: 11 - Eastern Illinois (2013)
Season: 58 - 2019

Most Blocked Kicks

Game: 3 - Murray State (2005)
Season: 9 - 2005

INTERCEPTIONS

Most Interceptions

Game: 8 - Troy (1968)
Season: 25 - 1968

Most Return Yardage

Game: 158 - Troy (1968)
Season: 485 - 1976

Most Returned For Touchdown

Season: 6 - 1976

FUMBLES

Most Recovered

Game: 5 - Parsons (1969)
5 - Austin Peay (1974)
Season: 25 - 1974
25 - 1969

Most Forced

Game: 4 - Lambuth (2010)
Season: 15 - 2012

Most Returned For Touchdown

Season: 6 - 2008

SPECIAL TEAMS

PUNTING

Most Punts

Game: 14 - Nicholls (1975)
14 - Eastern Kentucky (1993)
Season: 93 - 1997

Most Yards Punting

Game: 455 - Nicholls (1974)
Season: 3,539 - 1997

PUNT RETURNS

Most Returns

Game: 7 - at Murray State (2006)
7 - Eastern Kentucky (2004)
7 - Eastern Kentucky (2004)
Season: 48 - 1994

Most Return Yardage

Game: 187 - Charleston Southern (1994)
Season: 618 - 1967

KICKOFF RETURNS

Most Returns

Game: 10, vs. Jacksonville State, 1989
10, vs. Middle Tennessee, 1990
10, vs. Tennessee State, 1999
10, vs. Murray State, 1999
10, Samford, 2003
10, Missouri State, 2007
Season: 69 - 2003

Most Return Yardage

Game: 256 - Samford (2003)
Season: 1,452 - 2003

KICKING

Most Field Goals Made

Game: 4 - Gardner-Webb (2006)
4 - Tennessee State (1976)
Season: 20 - 1988

Most Field Goals Attempted

Game: 5 - Tennessee State (1976)
Season: 26 - 1988

Most PATs Made

Game: 12 - Concordia (2008)
12 - Bacone College (2016)
Season: 53 - 2008

Most PATs Attempted

Game: 12 - Concordia (2008)
12 - Bacone College (2016)
Season: 57 - 2008

RUSHING RECORDS

CAREER RUSHING YARDS

Rank	Player	Years	CAR	YDS	YPC	TD
1.	Don Chapman	2004-07	1,046	5,020	4.8	49
2.	Bobby Fowler	1956-59	703	4,033	5.7	51
3.	Peyton Logan	2008-12	416	2,605	6.2	12
4.	John Burch	1985-88	471	2,454	5.2	13
5.	Henry Williams	1975-78	445	2,185	4.7	18
6.	Jason McNair	2009-12	464	2,081	4.5	14
7.	DJ McNeil	2010-13	452	2,031	4.5	21
8.	Larry Shanks	1964-67	474	2,005	4.2	18
9.	Nate Holmes	1969-72	481	2,004	3.2	14
10.	Darrell Smith	1960-62	--	1,813	--	--
	Scottie Mitchell	1988-91	484	1,813	3.8	10

MOST RUSHING TD'S

Game: 5, Bobby Fowler vs. West Georgia, 1957

Season: 19, Bobby Fowler, 1959

Career: 51, Bobby Fowler, 1956-59

MOST 100-YD RUSHING GAMES

Season: 7, Don Chapman, 2007

Career: 24, Don Chapman, 2004-07

MOST CONSECUTIVE 100-YD RUSHING GAMES

5, Don Chapman, 2007

MOST 200-YD RUSHING GAMES

Season: 3, Don Chapman, 2006

Career: 7, Don Chapman, 2004-07

BEST AVG RUSHING

Game: 26.2, Josh Chapman at Murray State (131 yds, 5 rushes), 2006

Season: 7.2, Peyton Logan (109 rushes, 784 yds), 2019

Career: 5.7, Bobby Fowler (703 rushes, 4,033 yds) 1956-59

MOST INDIVIDUAL RUSHING ATTEMPTS IN A GAME

Rank	Att-Yds	Player	vs. Opponent	Year
1.	47-229	Don Chapman	vs. Murray State	2005
2.	41-272	Don Chapman	vs. Southeast Missouri	2004
3.	36-225	Don Chapman	at Southeast Missouri	2006
	36-221	Don Chapman	vs. Tennessee State	2005
5.	35-103	Don Chapman	at Tennessee State	2007
	35-107	Don Chapman	vs. Southeast Missouri	2005
7.	33-XXX	Bobby Fowler	vs. Harding	1959
8.	32-135	Brandyn Young	at Tennessee State	2009
	32-99	Andrew Staten	vs. East Tennessee	2003
	32-104	Darriel Ruffin	vs. Tennessee State	1997

LONGEST RUNS FROM SCRIMMAGE

Rank	Yards	Player	vs. Opponent	Year
1.	98	John Burch	vs. Austin Peay	1987
2.	94	Brandyn Young	vs. Eastern Illinois	2008
3.	88	Josh Chapman	vs. Tennessee Tech	2005
	88	Adam Joyner	vs. Murray State	1998
5.	85	Roren Thomas	vs. Jacksonville State	2008
6.	83	Brandyn Young	vs. Murray State	2007
	83	Josh Chapman	vs. Murray State	2006
8.	81	Don Chapman	vs. Southeast Missouri	2006
	81	Jason Johnson	vs. Morehead	1994
10.	80	Don Chapman	vs Austin Peay	2004

SINGLE-SEASON RUSHING YARDS

Rank	Yards	Player	Year
1.	1,412	Don Chapman	2006
2.	1,399	Don Chapman	2005
3.	1,138	Abou Toure	2014
4.	1,125	Don Chapman	2007
5.	1,121	Peyton Logan	2021
6.	1,092	DJ McNeil	2013
7.	1,084	Don Chapman	2004
8.	1,058	Larry Washington	1976
9.	1,045	Bobby Fowler	1959
10.	1,002	John Burch	1988

CAREER RUSHING TOUCHDOWNS

Rank	TD	Player	Years
1.	51	Bobby Fowler	1956-59
2.	49	Don Chapman	2004-07
3.	22	Jaimiee Bowe	2015-19
4.	21	DJ McNeil	2010-13
	21	Brandyn Young	2007-09
6.	20	Larry Shanks	1964-67
7.	18	Henry Williams	1975-78
8.	16	Zak Wallace	2019-22
	16	Miguel Barnes	2008-09
	16	Brady Wahlberg	2002-05

SINGLE-SEASON RUSHING TOUCHDOWNS

Rank	TD	Player	Year
1.	19	Bobby Fowler	1957
2.	16	Don Chapman	2005
3.	15	Zak Wallace	2021
	15	Don Chapman	2006
5.	12	Miguel Barnes	2009
	12	Brandyn Young	2008
7.	11	Don Chapman	2007
	11	Wilbur Edmiston	1960
9.	10	Keon Howard	2021
	10	Marcus Dawson	2007
	10	Tim Beattie	1998
	10	Larry Shanks	1967

CAREER RUSHING ATTEMPTS


Rank	Yards	Player	Year
1.	1046	Don Chapman	2004-07
2.	703	Bobby Fowler	1956-59
3.	484	Scottie Mitchell	1988-91
4.	481	Nate Holmes	1969-72
5.	474	Larry Shanks	1964-67
6.	471	John Burch	1985-88
7.	464	Jason McNair	2008-12
8.	452	DJ McNeil	2010-13
9.	445	Henry Williams	1975-78
10.	441	Brady Wahlberg	2001-05

SINGLE-SEASON RUSHING ATTEMPTS

Rank	Yards	Player	Year
1.	302	Don Chapman	2005
2.	269	Don Chapman	2006
3.	246	Don Chapman	2004
4.	239	DJ McNeil	2013
5.	229	Don Chapman	2007
6.	225	Bobby Fowler	1959
7.	199	Abou Toure	2014
8.	190	Darriel Ruffin	1997
9.	184	Larry Washington	1976
10.	181	Jaimiee Bowe	2016

MOST TEAM RUSHING YARDS PER GAME

Rank	Avg.	Year
1.	243.0	2009
2.	218.2	2006
3.	214.6	2014
4.	207.6	2021
5.	202.5	2007



DON CHAPMAN

BOBBY FOWLER

TOP 25 ALL-TIME RUSHING PERFORMANCES

Rank	Yards	Carries	Player	vs. Opponent	Year
1.	272	41	Don Chapman	at Southeast Missouri	2004
2.	253	33	Bobby Fowler	vs. West Georgia	1958
3.	234	29	Abou Toure	at Murray State	2014
4.	229	47	Don Chapman	vs. Murray State	2005
	229	33	Bobby Fowler	vs. Harding	1959
6.	225	36	Don Chapman	at Southeast Missouri	2006
7.	222	26	Darriel Ruffin	vs. Missouri St.	1997
8.	221	36	Don Chapman	vs. Tennessee State	2005
9.	214	27	Don Chapman	at Tennessee Tech	2006
10.	213	28	Brandyn Young	vs. Eastern Illinois	2008
11.	206	30	Don Chapman	at Murray State	2006
12.	204	23	Don Chapman	vs. Murray State	2007
13.	197	22	John Burch	vs. West Georgia	1987
14.	188	24	LaDarius Galloway	at Ole Miss	2017
15.	183	31	Don Chapman	at Austin Peay	2004
16.	181	25	Ladevin Fair	vs. Eastern Kentucky	2016
17.	179	14	Peyton Logan	at Northwestern State	2021
18.	175	14	Jermi Hampton	vs. Murray State	2000
19.	173	15	John Burch	vs. Austin Peay	1987
20.	171	31	Don Chapman	vs. Eastern Kentucky	2006
21.	168	24	DJ McNeil	at Tennessee Tech	2013
22.	166	--	William Parson	vs. Austin Peay	1987
23.	164	24	Nate Moore	vs. McNeese	1969
24.	162	--	Larry Washington	vs. Delta State	1976
25.	159	15	Peyton Logan	vs. Southeast Missouri	2021
	159	8	Brandyn Young	vs. Murray State	2007

1,000 YARD RUSHING SEASONS

Rank	Yards	Carries	Player	Year
1.	1,412	269	Don Chapman	2006
2.	1,396	302	Don Chapman	2005
3.	1,138	199	Abou Toure	2014
4.	1,125	229	Don Chapman	2007
5.	1,121	156	Peyton Logan	2021
6.	1,092	239	DJ McNeil	2013
7.	1,084	246	Don Chapman	2004
8.	1,058	-	Larry Washington	1976
9.	1,058	-	Bobby Fowler	1959
10.	1,002	-	John Burch	1988

CAREER 100-YARD GAMES

	Player	Games
1.	Don Chapman	24
2.	Larry Shanks	9
3.	Peyton Logan	7
	Abou Toure	7
	Jason McNair	7
6.	DJ McNeil	6
	Miguel Barnes	6
8.	Tevin Barksdale	5
	John Burch	5
	Larry Washington	5

CAREER 150-YARD GAMES


	Player	Games
1.	Don Chapman	10
2.	Peyton Logan	2
	John Burch	2
	Adam Joyner	2
	LaDarius Galloway	2
	Bobby Fowler	2
	Abou Toure	2
	Brandyn Young	2
9.	12 Tied	1

CAREER 200-YARD GAMES


	Player	Games
1.	Don Chapman	7
2.	Bobby Fowler	2
3.	Darriel Ruffin	1
	Abou Toure	1
	Brandyn Young	1

YEAR-BY-YEAR RUSHING LEADERS


Year	Player	Att.	Yards	TD
2021	Peyton Logan	156	1,121	4
2020	Peyton Logan	84	340	2
2019	Peyton Logan	109	784	6
2018	LaDarius Galloway	136	540	5
2017	LaDarius Galloway	172	859	4
2016	Jaimiee Bowe	181	747	7
2015	Trent Garland	149	674	8
2014	Abou Toure	199	1,138	8
2013	DJ McNeil	239	1,092	7
2012	Tevin Barksdale	116	539	0
2011	Jason McNair	166	848	5
2010	Jason McNair	125	547	2
2009	Miguel Barnes	150	843	12
2008	Brandyn Young	143	702	12
2007	Don Chapman	225	1,125	11
2006	Don Chapman	289	1,412	15
2005	Don Chapman	302	1,396	16
2004	Don Chapman	246	1,084	7
2003	Brady Wahlberg	128	482	3
2002	Damien Harris	45	322	1
2001	Damien Harris	141	571	7
2000	Roland Ogletree	153	647	1
1999	Adam Joyner	137	527	1
1998	Adam Joyner	88	396	2
1997	Daniel Ruffin	190	817	4
1996	Damon Atwater	92	355	0
1995	Nikki Jackson	79	466	5
1994	Jason Johnson	74	431	4
1993	William Parson	124	510	4
1992	William Parson	132	539	4
1991	Scottie Mitchell	156	592	2
1990	Darron Turner	115	467	3
1989	Scottie Mitchell	143	495	1
1988	John Burch	195	1,002	6
1987	John Burch	150	796	1
1986	John Burch	101	530	5
1985	Cedric Hosea	103	388	2
1984	Stanley Ladd	80	303	0
1983	Stanley Ladd	118	371	2
1982	Stanley Ladd	100	439	1
1981	Everett DeVaux	101	296	4
1980	Bart Bilday	107	411	1
1979	Everett DeVaux	183	703	3
1978	Sammy Bryant	134	690	5
1977	Henry Williams	126	683	5
1976	Larry Washington	184	1,058	4
1975	Henry Williams	124	575	4
1974	Larry Washington	99	379	4
1973	Randy Cousar	168	633	3
1972	Nate Holmes	169	767	3
1971	Nate Holmes	185	707	5
1970	Nate Holmes	144	626	7
1969	Nate Moore	126	654	4
1968	Duff Maki	84	375	1
1967	Larry Shanks	164	823	10
1966	Larry Shanks	138	638	5
1965	Bobby Hayes	121	388	4
1964	Chuck Lewis	96	484	0
1963	Gene Brodie	79	399	3
1962	Darrell Smith	144	523	4
1961	Darrell Smith	160	708	7
1960	Darrell Smith	--	582	--
1959	Bobby Fowler	255	1,045	--



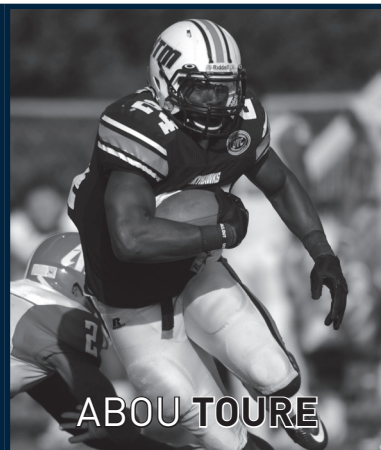
LARRY SHANKS



JOHN BURCH



JASON MCNAIR



ABOU TOURE

100-YARD RUSHERS

Rank	Yards	Player	vs. Opponent	Year
1.	272	Don Chapman	at Southeast Missouri	2004
2.	253	Bobby Fowler	vs. West Georgia	1958
3.	234	Abou Toure	at Murray State	2014
4.	229	Don Chapman	vs. Murray State	2005
5.	229	Bobby Fowler	vs. Harding	1959
6.	225	Don Chapman	at Southeast Missouri	2006
7.	222	Darriel Ruffin	at Missouri State	1997
8.	221	Don Chapman	vs. Tennessee State	2005
9.	214	Don Chapman	at Tennessee Tech	2006
10.	213	Brandyn Young	vs. Eastern Illinois	2008
11.	206	Don Chapman	at Murray State	2006
12.	204	Don Chapman	vs. Murray State	2007
13.	197	John Burch	vs. West Georgia	1987
14.	188	LaDarius Galloway	at Ole Miss	2017
15.	183	Don Chapman	at Austin Peay	2004
16.	181	Ladevin Fair	vs. Eastern Kentucky	2016
17.	179	Peyton Logan	at Northwestern State	2021
18.	175	Jermi Hampton	vs. Murray State	2000
19.	173	John Burch	vs. Austin Peay	1987
20.	171	Don Chapman	vs. Eastern Kentucky	2006
21.	168	DJ McNeil	at Tennessee Tech	2013
22.	166	William Parson	vs. Austin Peay	1987
23.	164	Nate Moore	vs. McNeese	1969
24.	162	Larry Washington	vs. Delta State	1976
25.	159	Peyton Logan	vs. Southeast Missouri	2021
26.	159	Brandyn Young	vs. Murray State	2007
27.	158	Abou Toure	at Eastern Illinois	2013
28.	158	Nate Holmes	vs. Austin Peay	1971
29.	157	LaDarius Galloway	vs. Clarion	2017
30.	157	Trace McDermott	vs. Murray State	2007
31.	156	Jim Wiggins	vs. North Alabama	1966
32.	155	Don Chapman	at Austin Peay	2006
33.	153	Bobby Hayes	vs. Jacksonville State	1967
34.	150	Marcus Dawson	vs. Gardner-Webb	2006
35.	150	Adam Joyner	vs. Lambuth	1999
36.	150	Adam Joyner	at Murray State	1998
37.	149	Peyton Logan	vs. Northwestern State	2019
38.	148	DJ McNeil	at Southeast Missouri	2013
39.	148	Larry Washington	vs. Tennessee State	1976
40.	144	Marcus Dawson	vs. Jacksonville State	2006
41.	146	Jason Johnson	vs. Murray State	1994
42.	145	Everett DeVaux	vs. West Alabama	1979
43.	143	Don Chapman	vs. Eastern Illinois	2004
44.	142	Jim Wiggins	vs. Middle Tennessee	1967
45.	141	Don Chapman	vs. Central Arkansas	2005
46.	140	Don Chapman	at Eastern Illinois	2007
47.	140	Demond Fason	vs. Bethel	1995
48.	140	Larry Washington	vs. North Alabama	1976
49.	138	Trent Garland	at Southeast Missouri	2015
50.	137	Roland Ogletree	vs. Wingate	2000
51.	137	Roland Ogletree	at Southeast Missouri	2000
52.	137	Larry Shanks	vs. Jacksonville State	1967
53.	136	Darriel Ruffin	vs. Middle Tennessee	1997
54.	136	Everett DeVaux	vs. West Alabama	1979
55.	136	Nate Moore	vs. Parsons	1969
56.	135	Tevin Barksdale	vs. Southeast Missouri	2011
57.	135	John Burch	vs. Troy	1988
58.	134	DJ McNeil	at Chattanooga	2013
59.	134	Tevin Barksdale	at Tennessee Tech	2010
60.	134	Don Chapman	vs. Samford	2005
61.	134	Larry Shanks	vs. Southeast Missouri	1967
62.	132	Jason McNair	at Southeastern Louisiana	2010
63.	131	Josh Chapman	at Murray State	2006
64.	131	Ron Smalls	vs. Murray State	1976
65.	131	Larry Shanks	vs. North Alabama	1967
66.	130	Jason McNair	vs. Eastern Illinois	2010
67.	129	Brandyn Young	vs. Tennessee State	2009
68.	129	Darriel Ruffin	at Austin Peay	1997
69.	128	Abou Toure	vs. Tennessee Tech	2014
70.	128	Nikki Jackson	vs. Bethel	1995
71.	128	Ron Schomaker	vs. North Alabama	1970
72.	127	Don Chapman	at Eastern Illinois	2005
73.	127	Michael Gipson	vs. Jacksonville State	1977
74.	126	DJ McNeil	vs. Lambuth	2010
75.	126	Tim Beattie	at Eastern Illinois	1998
76.	126	Nate Holmes	vs. Delta State	1971
77.	125	Zak Wallace	at Eastern Illinois	2021
78.	125	Jason McNair	vs. Tennessee State	2010
79.	125	Miguel Barnes	vs. Murray State	2009
80.	125	Scottie Mitchell	vs. Austin Peay	1990
81.	125	Larry Shanks	vs. Austin Peay	1966

100-YARD RUSHERS

Rank	Yards	Player	vs. Opponent	Year
82.	123	Zak Wallace	vs. Tennessee State	2021
83.	123	Trent Garland	vs. Murray State	2015
84.	123	Abou Toure	vs. Cumberland	2014
85.	123	Jason McNair	vs. Union College	2011
86.	122	Jason McNair	at Mississippi State	2011
87.	121	Jim Wiggins	vs. Troy	1967
88.	121	Larry Shanks	vs. Troy	1966
89.	120	Tevin Barksdale	vs. Jacksonville State	2012
90.	118	Tevin Barksdale	vs. Murray State	2011
91.	118	Ron Schomaker	vs. West Alabama	1970
92.	117	Miguel Barnes	vs. Jacksonville State	2008
93.	116	Peyton Logan	at Tennessee Tech	2021
94.	116	Don Chapman	at Gardner-Webb	2005
95.	116	Don Chapman	vs. Southeast Missouri	2007
96.	116	Kendrick Edwards	at Tennessee State	2001
97.	116	Scottie Mitchell	vs. Austin Peay	1989
98.	116	John Burch	vs. Murray State	1988
99.	115	Miguel Barnes	vs. Iowa Wesleyan	2009
100.	115	Larry Shanks	vs. Bradley	1966
101.	114	Abou Toure	vs. Austin Peay	2014
102.	114	DJ McNeil	at Austin Peay	2013
103.	113	Jaimiee Bowe	at Hawaii	2016
104.	113	Abou Toure	at Memphis	2013
105.	113	Don Chapman	vs. Samford	2007
106.	113	Nikki Jackson	vs. Morehead State	1995
107.	113	Jim Wiggins	vs. Bradley	1966
108.	112	Zak Wallace	at Southeast Missouri	2021
109.	112	Peyton Logan	at Eastern Kentucky	2019
110.	112	John Burch	vs. Delta State	1986
111.	111	Abou Toure	at Eastern Kentucky	2013
112.	111	DJ McNeil	vs. Murray State	2013
113.	111	Jason McNair	at Eastern Illinois	2011
114.	111	Daryl Bourne	vs. Concordia	2008
115.	111	Don Chapman	vs. Missouri State	2007
116.	110	Jermi Hampton	vs. Lambuth	2000
117.	110	Robert Hines	vs. Lambuth	2000
118.	110	Stanley Ladd	at Murray State	1982
119.	110	Larry Shanks	vs. Delta State	1967
120.	109	Peyton Logan	vs. Eastern Illinois	2019
121.	109	Brady Wahlberg	at Eastern Kentucky	2003
122.	109	William Parson	vs. Murray State	1993
123.	108	Don Chapman	at Southern Illinois	2006
124.	108	Miguel Barnes	vs. Austin Peay	2009
125.	108	Darron Turner	vs. West Alabama	1990
126.	108	Bart Dilday	vs. Delta State	1979
127.	108	Larry Washington	vs. Nicholls	1976
128.	107	Peyton Logan	at Tennessee Tech	2019
129.	107	Tevin Barksdale	at Southeast Missouri	2012
130.	107	Brandyn Young	at Tennessee Tech	2008
131.	107	Don Chapman	at Southeast Missouri	2005
132.	106	Mike Ray	vs. Austin Peay	1982
133.	106	Larry Washington	vs. Jacksonville State	1976
134.	105	Miguel Barnes	at Memphis	2009
135.	105	Miguel Barnes	vs. Southeast Missouri	2009
136.	104	Jason McNair	vs. Murray State	2011
137.	104	Don Chapman	at Central Arkansas	2007
138.	104	Don Chapman	at Murray State	2004
139.	104	Roland Ogletree	at Samford	2000
140.	104	Adam Joyner	at Missouri State	1999
141.	104	Darriel Ruffin	vs. Tennessee State	1997
142.	104	Nate Holmes	vs. Delta State	1970
143.	104	Larry Shanks	vs. Murray State	1966
144.	103	Don Chapman	at Tennessee State	2007
145.	103	Rashad Howse	vs. Eastern Kentucky	1998
146.	103	Rashad Howse	vs. Eastern Kentucky	1998
147.	103	Larry Shanks	vs. Arkansas College	1967
148.	102	Jaimiee Bowe	at Cincinnati	2016
149.	102	Daryl Bourne	vs. Baker	2008
150.	102	Brady Wahlberg	vs. Tennessee Tech	2003
151.	102	Scottie Mitchell	vs. Southeast Missouri	1991
152.	100	Brady Wahlberg	at Jacksonville State	2005

*Since 1966 as available and may feature some omissions due to lack of historical data

PASSING RECORDS

CAREER PASSING YARDS

Rank	Player	Years	Yards
1.	Derek Carr	2008-12	8,428
2.	Jarod Neal	2012-15	6,526
3.	Cade Thompson	2007-09	6,260
4.	Brady Wahlberg	2002-05	6,247
5.	Leon Reed	1987-88	4,842
6.	John Bachus III	2018-20	4,532
7.	Leonard Williams	1990-91	4,518
8.	Trey Sikes	1984-87	4,258
9.	Troy Cook	2015-17	3,423
10.	Jeff McCrone	1995-96	3,195

CAREER TD PASSES

Rank	Player	Years	Touchdowns
1.	Derek Carr	2008-12	69
2.	Jarod Neal	2012-15	53
3.	Cade Thompson	2007-09	48
4.	Leonard Williams	1990-91	40
5.	John Bachus III	2018-20	36
6.	Brady Wahlberg	2002-05	35
7.	Troy Cook	2015-17	32
8.	Leon Reed	1987-88	30
9.	Trey Sikes	1984-87	24
10.	Alvin Smalls	1975-77	23

SINGLE-SEASON PASSING YARDS

Rank	Player	Years	Yards
1.	Derek Carr	2012	3,276
2.	Jarod Neal	2015	3,117
3.	Leon Reed	1988	3,051
4.	Cade Thompson	2008	2,680
5.	Leonard Williams	1991	2,554
6.	John Bachus III	2019	2,549
7.	Cade Thompson	2009	2,546
8.	Derek Carr	2010	2,543
9.	Jeff McCrone	1995	2,519
10.	Derek Carr	2011	2,482

SINGLE-SEASON TD PASSES

Rank	Player	Years	Touchdowns
1.	Derek Carr	2012	31
2.	Jarod Neal	2015	30
3.	Derek Carr	2011	25
4.	Cade Thompson	2008	24
	Leonard Williams	1991	24
6.	Troy Cook	2016	22
7.	Leon Reed	1988	20
8.	John Bachus III	2019	18
9.	Jeff McCrone	1995	17
10.	Cade Thompson	2009	16
	Rickey Armstrong	1992	16
	Leonard Williams	1990	16

CAREER PASS COMPLETIONS

Rank	No	Player	Year
1.	665	Derek Carr	2008-12
2.	584	Brady Wahlberg	2002-05
3.	532	Jarod Neal	2012-15
4.	478	Cade Thompson	2007-09
5.	402	Leon Reed	1987-88
6.	377	Trey Sikes	1984-87
7.	361	John Bachus III	2018-20
8.	305	Leonard Williams	1990-91
9.	296	Jeff McCrone	1995-96
10.	271	Troy Cook	2015-17

CAREER PASS ATTEMPTS

Rank	Att.	Player	Years
1.	1,110	Derek Carr	2008-12
2.	985	Brady Wahlberg	2002-05
3.	883	Jarod Neal	2012-15
4.	792	Cade Thompson	2007-09
5.	745	Trey Sikes	1984-87
6.	697	Leon Reed	1987-88
7.	625	John Bachus III	2018-20
8.	594	Leonard Williams	1990-91
9.	519	Jeff McCrone	1995-96
10.	505	Allan Cox	1965-68

CAREER 300-YARD GAMES

SAKLER 500 YARD PILES		
Player	Year(s)	No.
1. Derek Carr	2008-12	10
2. Jarod Neal	2012-15	6
3. Leon Reed	1987-88	5
4. Jeff McCrone	1995-96	4
Leonard Williams	1990-91	4
Cade Thompson	2007-09	4
7. Dresser Winn	2017-P	3
Trey Sikes	1984-87	3
9. Troy Cook	2015-17	2
Rick Wilson	1996	2

SINGLE-SEASON PASS COMPLETIONS

Rank	No	Player	Year
1.	264	Derek Carr	2012
2.	246	Jarod Neal	2015
3.	241	Jeff McCrone	1995
4.	228	Leon Reed	1988
5.	207	Cade Thompson	2009
6.	200	Derek Carr	2011
7.	191	Derek Carr	2010
8.	190	Cade Thompson	2008
9.	189	Brady Wahlberg	2003
10.	188	John Bachus III	2019

SINGLE-SEASON PASS ATTEMPTS

Rank	Att	Player	Year
1.	424	Leon Reed	1988
2.	415	Derek Carr	2012
3.	411	Jarod Neal	2015
4.	394	Jeff McCrone	1995
5.	346	Derek Carr	2011
6.	339	Cade Thompson	2009
7.	332	John Bachus III	2019
8.	329	Cade Thompson	2008
9.	328	Derek Carr	2010
10.	308	Brady Wahlberg	2003

SEASON 300-YARD GAMES

Player		Year	No.
1.	Jarod Neal	2015	5
2.	Derek Carr	2012	4
3.	Dresser Winn	2018	3
	Derek Carr	2011	3
	Derek Carr	2010	3
	Jeff McCrone	1995	3
	Leon Reed	1988	3
	Trey Sikes	1986	3
9.	Troy Cook	2016	2
	Leon Reed	1987	2
	Leonard Williams	1991	2
	Leonard Williams	1990	2
	Cade Thompson	2009	2
	Cade Thompson	2008	2
	Rick Wilson	1996	2

SINGLE-GAME PASS COMPLETIONS

#Cmp	Player vs. Opponent	Year
1. 44	Brady Wahlberg vs. Jacksonville State	2003
2. 42	Derek Carr vs. Murray State	2012
3. 40	Jeff McCrone vs. Eastern Kentucky	1995
4. 37	Trey Sikes vs. Troy	1986
5. 35	Derek Carr at Tennessee Tech	2012
	Cade Thompson vs. Eastern Kentucky	2008
7. 34	Dresser Winn at Middle Tennessee	2018
	Jarod Neal vs. Jacksonville State	2015
	Rick Wilson at Samford	1996
10. 33	Dresser Winn at Murray State	2018

SINGLE-GAME PASS ATTEMPTS

# Att	Player vs. Opponent	Year
1. 65	Brady Wahlberg vs. Jacksonville State	2003
2. 61	Cade Thompson vs. Eastern Kentucky	2008
3. 60	Rick Wilson at Austin Peay	1996
4. 58	Jeff McCrone vs. Eastern Kentucky	1995
5. 54	Trey Sikes vs. Troy	1986
6. 53	Dresser Winn at Middle Tennessee	2018
7. 52	Dresser Winn at Murray State	2018
	Derek Carr at Tennessee Tech	2012
	Brock Bailey at Samford	1998
52	Jeff McCrone vs. Southeast Missouri	1995

SINGLE-GAME

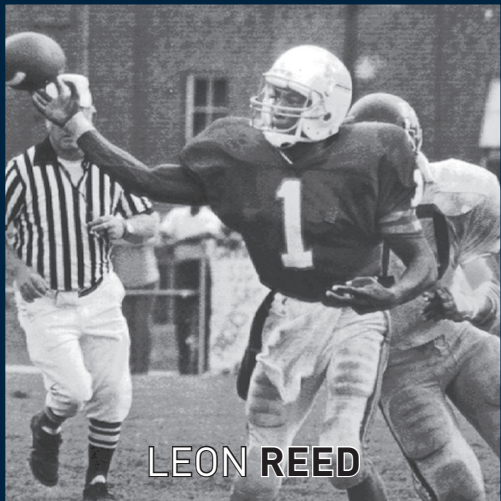
Most Passes Attempted:	65 at Jacksonville State, 2003
Most Passes Completed:	44 at Jacksonville State, 2003
Most Passing Yards:	560 at Murray State, 2012
Most TD Passes:	7 vs. Bethel, 2015
	7 vs. Jacksonville State, 2012
	7 at Murray State, 2012
	7 vs. Lane, 1990

SINGLE-SEASON


Most Pass Attempts:	478 in 13 games, 1988
Most Pass Completions:	287, 1995
Most Passing Yards:	3,368 in 13 games, 1988
Best Passing Percentage:	63.6%, 264-415 Derek Carr, 2012
Best Average:	299.5, 2012




DEREK CARR



LEON REED



CADE THOMPSON



BRADY WAHLBERG

ALL-TIME 300-YARD PASSING GAMES

Rank	Yds	Cmp-Att-TD	Player	vs. Opponent	Year
1.	560	42-46-7	Derek Carr	at Murray State	2012
2.	438	32-41-0	Jeff McCrone	vs. Tennessee State	1995
3.	433	34-49-1	Jarod Neal	vs. Jacksonville State	2015
4.	422	35-52-4	Derek Carr	at Tennessee Tech	2012
5.	420	25-44-1	Jarod Neal	vs. Murray State	2015
6.	419	35-61-4	Cade Thompson	vs. Eastern Kentucky	2008
7.	402	28-43-7	Derek Carr	vs. Jacksonville State	2012
8.	390	20-41-4	Derek Carr	at Southeastern La.	2010
9.	387	24-36-6	Derek Carr	vs. Austin Peay	2011
10.	384	22-42-2	Leonard Williams	vs. Murray State	1991
11.	381	29-51-0	Leonard Williams	vs. Jacksonville State	1990
	381	29-44-1	Leonard Williams	vs. Troy	1990
13.	380	30-43-1	Jarod Neal	at Arkansas	2015
	380	18-35-2	Leonard Williams	vs. Morehead State	1991
15.	378	20-37-3	Cade Thompson	at Austin Peay	2009
16.	375	29-42-1	Jeff McCrone	vs. Tennessee Tech	1995
17.	369	44-65-2	Brady Wahlberg	at Jacksonville State	2003
18.	359	29-50-4	Leon Reed	vs. Mississippi College	1987
19.	358	24-51-4	Jarod Neal	at Eastern Kentucky	2015
20.	355	34-53-4	Dresser Winn	at Middle Tennessee	2018
21.	353	28-40-0	Trey Sikes	vs. Jacksonville State	1986
22.	350	20-37-0	Jarod Neal	vs. Southeast Missouri	2014
	350	29-46-0	Trey Sikes	vs. West Alabama	1986
24.	347	32-49-2	Trey Sikes	vs. West Alabama	1987
	347	23-39-1	John Repella	vs. Middle Tennessee	1998
26.	346	18-28-1	Derek Carr	at Austin Peay	2010
27.	345	24-60-3	Rick Wilson	vs. Austin Peay	1996
28.	343	12-29-2	Leon Reed	vs. Troy	1988
29.	338	31-50-1	Derek Carr	vs. Jacksonville State	2010
30.	336	40-58-0	Jeff McCrone	vs. Jacksonville State	1995
31.	334	30-44-4	Cade Thompson	vs. Eastern Kentucky	2009
32.	331	16-22-0	John Bachus III	vs. Murray State	2019
	331	33-52-2	Dresser Winn	at Murray State	2018
	331	19-41-0	Rickey Armstrong	vs. Samford	1992
35.	329	24-39-0	Leon Reed	vs. Jacksonville State	1988
	329	25-43-4	Derek Carr	vs. Tennessee State	2011
37.	325	23-36-1	Derek Carr	vs. Jacksonville State	2011
38.	324	36-54-4	Trey Sikes	vs. Troy	1986
39.	322	30-49-4	Jarod Neal	vs. Eastern Illinois	2015
40.	318	27-39-4	Troy Cook	at Tennessee State	2016
41.	317	21-28-3	Troy Cook	at Murray State	2016
42.	316	16-21-0	Cade Thompson	vs. Baker	2008
43.	312	29-38-4	Derek Carr	vs. Eastern Illinois	2012
44.	309	22-40-3	Tommy Overton	vs. West Alabama	1981
45.	309	26-45-2	Leon Reed	vs. Mississippi College	1988
46.	307	34-50-0	Rick Wilson	vs. Samford	1996
47.	306	27-47-2	John Bachus III	at Tennessee State	2020
48.	302	24-48-3	Jeff McCrone	vs. Southern Illinois	1996
49.	300	27-43-2	Dresser Winn	vs. Chattanooga	2019

MOST YARDS PASSING PER GAME

Rank	Avg.	Year
1.	299.5	2012
2.	293.5	2015
3.	279.0	1995
4.	269.1	1991
5.	259.6	1986
6.	258.7	1988
7.	243.0	2009
8.	235.9	2008
9.	235.5	2011
10.	229.9	2016

TOP 10 PASS PLAYS

Rank	Yds	Players	vs. Opponent	Year
1.	98	Leon Reed to William Mackall	vs. Troy	1988
2.	92	Brady Wahlberg to Troy Phillips	vs. Kentucky Wesleyan	2002
3.	89	Leonard Williams to Robert Thomas	vs. Jacksonville State	1990
4.	86	Charles Gamble to Maurice Blakemore	vs. Southern Illinois	1994
5.	85	Dexter Anoka to Jessie Burton	at Jacksonville State	2007
6.	83	Jeff McCrone to Lenny Harris	vs. Missouri St.	1996
7.	82	Cade Thompson to Roren Thomas	at Tennessee Tech	2008
8.	80	Jeff McCrone to Lenny Harris	vs. Tennessee Tech	1995
	80	Charles Gamble to Ulysses Trammell	at Southern Illinois	1994
	80	Trey Sikes to Antonio Perry	vs. Lane	1985

RECEIVING RECORDS

CAREER RECEIVING YARDS LEADERS

Rank	Player	Years	Rec	Yards
1.	William Mackall	1985-88	224	2,494
2.	Taurean Stephens	2002-06	201	2,148
3.	Lenny Harris	1993-96	134	2,053
4.	Charles Malone	1990-92	89	1,980
5.	Jeremy Butler	2012-13	90	1,953
6.	Stephen Shiver	2008-11	115	1,834
7.	Quentin Sims	2011-12	140	1,804
8.	Dwayne McKinney	1979-82	97	1,793
9.	Colton Dowell	2017-21	110	1,760
10.	Deumaine Reeder	1993-96	114	1,673

SINGLE-SEASON RECEIVING YARDS

Rank	Player	Year	Rec	Yards
1.	Jeremy Butler	2013	90	1,203
2.	Quentin Sims	2012	86	1,092
3.	William Mackall	1988	66	1,026
4.	Rod Wright	2015	62	963
5.	Mike Hicks	2008	66	894
6.	Dwayne McKinney	1980	37	829
7.	Jaylon Moore	2018	52	799
	Robert Thomas	1990	52	799
9.	William Mackall	1987	90	792
10.	Roren Thomas	2008	42	790
	Lenny Harris	1995	53	790

CAREER TOUCHDOWN RECEPTIONS

Rank	Player	Years	Rec	Yds	Avg	TD
1.	Quentin Sims	2011-12	140	1,804	12.9	26
2.	Jeremy Butler	2012-13	141	1,953	13.9	20
3.	Jaylon Moore	2016-19	92	1,492	16.2	18
4.	Caylon Weathers	2014-17	119	1,426	12.0	17
	Dwayne McKinney	1979-82	97	1,793	18.1	17
6.	Rod Wright	2011-15	84	1,298	15.5	16
	William Mackall	1985-88	224	2,494	9.7	16
	Mike Hicks	2008-09	112	1,493	26.5	16
9.	Lenny Harris	1993-96	134	2,053	16.0	15
10.	5 Tied	-	-	-	-	14

SINGLE-SEASON TOUCHDOWN RECEPTIONS

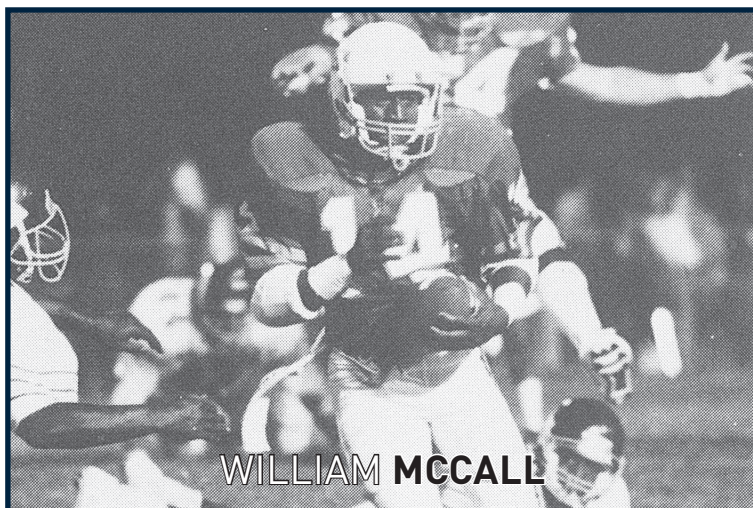
Rank	Player	Year	Rec	Yards	TD
1.	Quentin Sims	2012	86	1,092	16
2.	Rod Wright	2015	62	963	14
3.	Mike Hicks	2008	66	894	12
4.	Jeremy Butler	2013	90	1,203	10
	Jeremy Butler	2012	51	750	10
	Quentin Sims	2011	54	712	10
7.	Jaylon Moore	2018	52	799	8
	Caylon Weathers	2015	62	726	8
	Dwayne McKinney	1980	37	829	8
10.	Roren Thomas	2008	42	790	7

CAREER RECEPTIONS

Rank	Player	Year	Rec	Yds	Avg
1.	William Mackall	1985-88	224	2,494	9.7
2.	Taurean Stephens	2002-06	201	2,148	11.1
3.	Jeremy Butler	2012-13	141	1,953	13.9
4.	Quentin Sims	2011-12	140	1,804	12.9
5.	Lenny Harris	1993-96	134	2,053	16.0
6.	Terry Williams	2018-19	125	1,317	10.5
7.	Caylon Weathers	2014-17	119	1,426	11.7
8.	Stephen Shiver	2008-11	115	1,852	16.1
9.	Deumaine Reeder	1993-96	114	1,673	15.0
10.	Mike Hicks	2008-09	112	1,493	13.3

SINGLE-SEASON RECEPTIONS

Rank	Player	Year	Rec	Yards
1.	Jeremy Butler	2013	90	1,203
	William Mackall	1987	90	792
3.	Quentin Sims	2012	86	1,092
4.	Terry Williams	2018	67	736
	Taurean Stephens	2004	67	732
6.	Mike Hicks	2008	66	894
	Taurean Stephens	2003	66	665
	William Mackall	1988	66	1,026
9.	Nikki Jackson	1995	63	425
	William Mackall	1986	63	655



WILLIAM MCCALL

MOST RECEPTIONS

Game: 16, William Mackall vs. Delta State, 1987
Season: 90, Jeremy Butler, 2013
 90, William Mackall, 1987
Career: 224, William Mackall, 1985-88

MOST YARDS

Game: 283, William Mackall vs. Troy, 1988
Season: 1,203, Jeremy Butler, 2013
Career: 2,494, William Mackall, 1985-88

MOST TOUCHDOWN RECEPTIONS

Game: 5, Quentin Sims vs. Jacksonville State (2012)
Season: 16, Quentin Sims, 2012
Career: 26, Quentin Sims, 2011-12

MOST 100-YARD RECEIVING GAMES

Season: 5, Jeremy Butler, 2013
 5, Quentin Sims, 2012
 5, Mike Hicks, 2008
Career: 8, Jeremy Butler 2012-13

MOST 200-YARD RECEIVING GAMES


Season: 1, William Mackall, 1988
Career: 1, William Mackall, 1985-88

MOST YARDS BY TWO RECEIVERS

Game: 323, Jeremy Butler (177) & Quentin Sims (146)
 at Murray State, Oct. 13, 2012

HIGHEST AVG. PER RECEPTIONS

Game: 40.42, William Mackall vs. Troy, 1988
Season: 26.9, Travis Parker, 2001
Career: 11.08, William Mackall, 1985-88



JEREMY BUTLER

TOP 25 ALL-TIME RECEIVING GAMES

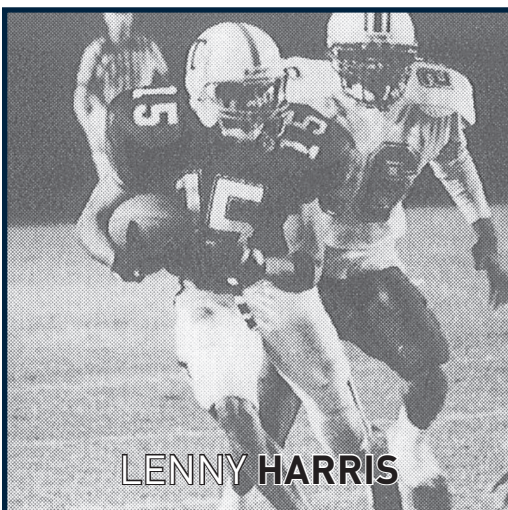
Rank	No	Yds	Player	vs. Opponent	Year
1.	7	283	William Mackall	vs. Troy	1988
2.	8	198	Ben Axline	vs. Austin Peay	2017
3.	4	192	Jessie Burton	vs. Jacksonville State	2007
4.		181	Tony Champion	vs. Troy	1983
5.	8	180	Jaylon Moore	at Tennessee State	2018
	4	180	Roren Thomas	vs. Concordia	2008
7.	7	178	Donnell Williams	at Missouri State	2021
8.	8	177	Jeremy Butler	at Murray State	2012
9.	8	176	Quentin Sims	vs. Tennessee State	2012
10.	11	171	Jeremy Butler	at Austin Peay	2013
11.	12	163	Taurean Stephens	vs. Indiana State	2004
12.	10	162	Rod Wright	vs. Jacksonville State	2015
13.	6	161	Rod Wright	vs. Southeast Missouri	2014
	15	161	Orenthius Taylor	vs. Jacksonville State	2003
15.	5	154	Colton Dowell	at Tennessee Tech	2019
16.	10	152	Quentin Sims	at Northern Illinois	2012
17.	8	151	EJ Daniel	vs. Central Arkansas	2007
18.	9	150	Kyle Kerrick	at Central Arkansas	2014
19.	7	149	Lenny Harris	vs. Tennessee Tech	1995
20.	4	147	Stephen Shiver	vs. Tennessee State	2010
21.	12	146	Quentin Sims	at Murray State	2012
22.	12	145	Mike Hicks	vs. Eastern Kentucky	2008
		145	Lenny Harris	vs. Eastern Kentucky	1995
24.	11	144	Quentin Sims	vs. Tennessee State	2011
	3	144	Roren Thomas	vs. Murray State	2007
	9	144	Shane Cowen	vs. Tennessee State	1996

TOP 25 LONGEST RECEPTIONS


Rank	Yds	Players	Year
1.	98	Leon Reed to William Mackall at Troy *NS	1988
2.	92	Brady Wahlberg to Troy Phillips vs. Kentucky Wesleyan	2002
3.	89	Leonard Williams to Robert Thomas *NS	1990
4.	86	Charles Gamble to Maurice Blakemore at Southern Illinois	1994
5.	85	Dexter Anoka to Jessie Burton at Jacksonville State	2007
6.	83	Jeff McCrone to Lenny Harris vs. Missouri St.	1996
7.	82	Cade Thompson to Roren Thomas at Tennessee Tech	2008
8.	80	Jeff McCrone to Lenny Harris vs. Tennessee Tech	1995
	80	Charles Gamble to Ulysses Trammell at Southern Illinois	1994
	80	Trey Sikes to Antonio Perry vs Lane	1985
	80	Vernon Prather to Wilbur Edmiston vs. North Alabama	1960
12.	79	Cade Thompson to Roren Thomas at Murray State	2007
	79	Robert Hines to Travis Parker at Tusculum College *NS	2001
	79	Leonard Williams to Robert Thomas at Lane College	1990
	79	Kenny Golden to Tony Champion vs. Troy	1983
16.	76	Tom Ruban to Todd Pope at Austin Peay	1989
17.	75	John Bachus to Jaylon Moore at Tennessee State	2018
	74	Rickey Armstrong to Scott Stidham *NS	1992
19.	73	John Bachus III to Colton Dowell at Tennessee Tech	2019
	73	Cade Thompson to Jason McNair at Murray State	2009
	73	Leon Reed to Andre Langley at West Alabama University	1988
22.	72	Robert Hines to William Stevenson vs. Eastern Kentucky *NS	2001
	72	Edward Robertson to Rory Redmond at Murray State	1999
24.	71	Troy Cook to Ben Axline vs. Austin Peay	2016
25.	69	Dresser Winn to LaDarius Galloway at Tennessee Tech	2017

ANNUAL RECEIVING LEADERS


Year	Player	Rec	Yards	TDs	Avg
2021	Donnell Williams	32	478	2	14.9
2020	Colton Dowell	40	459	4	11.5
2019	Colton Dowell	38	765	3	10.0
2018	Terry Williams	67	736	3	11.0
2017	Londell Lee	25	396	4	15.8
2016	Ben Axline	35	659	4	18.8
2015	Rod Wright	62	963	14	15.5
2014	William Tanner	38	527	4	13.9
2013	Jeremy Butler	90	1,203	10	13.4
2012	Quentin Sims	86	1,092	16	12.7
2011	Quentin Sims	54	712	10	13.2
2010	Stephen Shiver	36	634	5	17.6
2009	Mike Hicks	46	599	4	13.0
2008	Mike Hicks	66	894	12	13.5
2007	Roren Thomas	39	553	6	14.2
2006	Jessie Burton	23	367	2	16.0
2005	Taurean Stephens	60	651	5	10.9
2004	Taurean Stephens	67	732	6	10.9
2003	Taurean Stephens	66	665	3	10.1
2002	Orentheus Taylor	24	270	1	11.2
2001	Travis Parker	15	403	2	26.9
2000	Travis Parker	13	195	1	15.0
1999	Rory Redmond	36	609	4	16.9
1998	Brian Webb	41	606	3	14.8
1997	Brian Webb	41	495	3	12.1
1996	Lenny Harris	46	749	7	16.3
1995	Lenny Harris	53	790	5	14.9
1994	Maurice Blakemore	27	365	1	13.5
1993	Charles Malone	48	690	7	14.4
1992	Charles Malone	49	653	3	13.3
1991	Oscar Bunch	39	754	3	14.0
1990	Robert Thomas	52	799	6	15.4
1989	Todd Pope	30	355	2	11.8
1988	William Mackall	66	1,026	7	15.5
1987	William Mackall	90	792	5	8.8
1986	William Mackall	63	655	4	10.4
1985	James Lane	31	534	1	17.2
1984	Joey Morris	27	363	1	13.4
1983	Tony Champion	39	768	6	19.7
1982	Tony Champion	17	334	4	19.6
1981	Dwayne McKinney	33	548	5	14.8
1980	Dwayne McKinney	37	829	12	22.4
1979	Freddie Hudson	16	234	1	14.6
1978	Ricky Murphy	12	154	--	12.8
1977	Ronald George	33	623	--	20.1
1976	Ronald George	22	363	--	16.5
1975	Ronald George	17	216	--	12.7
1974	Ronald George	19	320	--	16.8
1973	Grady Maddox	35	400	2	11.4
1972	Dana Witten	18	352	--	19.6
1971	Dana Witten	33	516	--	15.6
1970	Dana Witten	24	409	1	17.0
1969	Barry Reeves	25	457	6	18.3
1968	Steve Allison	26	261	4	10.0
1967	Steve Allison	15	243	6	16.2
1966	Mack Moody	20	179	4	8.9
1965	Mack Moody	28	378	4	13.5
1964	Scott Boehringer	15	304	0	20.3
1963	Scott Boehringer	17	332	4	19.5
1962	Wally Bielewicz	16	296	1	18.5
1961	Jim Love	20	288	0	14.4



LENNY HARRIS



TAUREAN STEPHENS



QUENTIN SIMS

100-YARD RECEIVERS

	Yards	Player	vs. Opponent	Year
1.	283	William Mackall	at Troy	1988
2.	198	Ben Axline	vs. Austin Peay	2016
3.	192	Jessie Burton	at Jacksonville State	2007
4.	181	Tony Champion	vs. Troy	1983
5.	180	Jaylon Moore	at Tennessee State	2018
6.	180	Roren Thomas	vs. Concordia	2008
7.	178	Donnell Williams	at Missouri State	2021
8.	177	Jeremy Butler	at Murray State	2012
9.	176	Quentin Sims	vs. Tennessee State	2012
10.	175	Scott Stidham	vs. Samford	1992
11.	175	William Mackall	vs. West Alabama	1987
12.	174	Dwayne McKinney	at North Alabama	1980
13.	171	Jeremy Butler	at Austin Peay	2013
14.	170	Dwayne McKinney	vs. Morris Brown	1980
15.	163	Taurean Stephens	vs. Indiana State	2004
16.	162	Rod Wright	vs. Jacksonville State	2015
17.	161	Rod Wright	vs. Southeast Missouri	2014
18.	161	Orentheus Taylor	at Jacksonville State	2003
19.	155	Mike Hicks	at Austin Peay	2008
20.	154	Colton Dowell	at Tennessee Tech	2019
21.	152	Quentin Sims	at Northern Illinois	2012
22.	151	EJ Daniel	at Central Arkansas	2007
23.	150	Kyle Kerrick	at Central Arkansas	2014
24.	149	Lenny Harris	vs. Tennessee Tech	1995
25.	147	Stephen Shiver	vs. Tennessee State	2010
26.	146	Quentin Sims	at Murray State	2012
27.	145	Mike Hicks	vs. Eastern Kentucky	2008
28.	145	Lenny Harris	at Eastern Kentucky	1995
29.	145	William Mackall	at Troy	1986
30.	144	Roren Thomas	vs. Murray State	2007
31.	144	Shane Cowan	at Tennessee State	1996
32.	143	Rod Wright	vs. Murray State	2015
33.	143	Oscar Bunch	vs. Morehead State	1991
34.	142	Jeremy Butler	at Tennessee Tech	2012
35.	142	Jamaal Akbar	vs. Missouri State	2007
36.	141	Terry Williams	vs. Chattanooga	2018
37.	141	Robert Thomas	vs. Lane College	1990
38.	139	Trace Overton	vs. Delta State	1981
39.	138	Lenny Harris	vs. Tennessee State	1995
40.	137	Quentin Sims	vs. Jacksonville State	2012
41.	135	John Burch	vs. West Georgia	1987
42.	133	Jeremy Butler	vs. Murray State	2013
43.	132	Mike Hicks	at Auburn	2008
44.	130	Brian Webb	vs. Middle Tennessee	1998
45.	129	Jeremy Butler	vs. Tennessee State	2013
46.	125	Daniel Chamberlain	at Austin Peay	2010
47.	125	Taurean Stephens	vs. Southeast Missouri	2003
48.	125	Shane Cowan	at Samford	1996
49.	125	Charles Malone	at Austin Peay	1993
50.	124	Terry Williams	at Jacksonville State	2018
51.	123	Jaylon Moore	at Jacksonville State	2018
52.	123	Rory Redmond	at Murray State	1999
53.	122	Peyton Logan	vs. Samford	2021
54.	122	Jarvis Perry	vs. Jacksonville State	2010
55.	120	Taurean Stephens	at Eastern Kentucky	2003
56.	119	William Tanner	at Eastern Kentucky	2015
57.	118	Jeremy Butler	at Boise State	2013
58.	118	Roren Thomas	at Tennessee Tech	2008
59.	118	Rory Redmond	vs. Middle Tennessee	1998
60.	117	Colton Dowell	vs. Jacksonville State	2019
61.	117	Eunike Williams	vs. Memphis	2009
62.	117	Taurean Stephens	at Austin Peay	2004
63.	117	Deumaine Reeder	at Austin Peay	1996
64.	116	Chris Thompson	at Murray State	2012
65.	116	William Mackall	vs. Troy	1987
66.	116	Tony Champion	vs. Tennessee Tech	1982
67.	115	Ulysses Trammell	at Southern Illinois	1994
68.	114	Dwayne McKinney	at West Alabama	1980
69.	114	Deumaine Reeder	at Morehead State	1993
70.	113	Jaylon Moore	at Middle Tennessee	2018
71.	113	Londell Lee	vs. Southeast Missouri	2016
72.	113	Dexter Anoka	at Southeast Missouri	2009
73.	113	Dwayne McKinney	vs. West Alabama	1981
74.	112	Rod Wright	at Tennessee Tech	2015
75.	112	Mike Hicks	at Murray State	2008
76.	112	Mike Hicks	vs. Jacksonville State	2008
77.	112	Roren Thomas	vs. Eastern Kentucky	2008
78.	112	Lenny Harris	vs. Missouri State	1996
79.	111	Colton Dowell	at Austin Peay	2019
80.	111	Caylon Weathers	at Arkansas	2015
81.	111	Roren Thomas	at Southeast Missouri	2008
82.	110	Mike Hicks	at Austin Peay	2009


100-YARD RECEIVERS

	Yards	Player	vs. Opponent	Year
83.	110	Jessie Burton	at Southern Illinois	2006
84.	109	Deumaine Reeder	at Southern Illinois	1996
85.	108	Donnell Williams	vs. Jacksonville State	2020
86.	108	Rod Wright	at Austin Peay	2016
87.	108	Mike Hicks	at Iowa Wesleyan	2009
88.	107	Chris Thompson	vs. Jacksonville State	2013
89.	107	Brian Webb	vs. Tennessee State	1997
90.	107	Deumaine Reeder	at Southeast Missouri	1996
91.	106	Caylon Weathers	at Eastern Kentucky	2015
92.	106	Rory Redmond	at Samford	1998
93.	106	Henry Allen	at Southeast Missouri	1987
94.	106	William Mackall	at Mississippi College	1987
95.	106	Ronald George	vs. Troy	1974
96.	106	Dana Witten	vs. Jacksonville State	1971
97.	105	Caylon Weathers	vs. Bethel	2015
98.	105	Taurean Stephens	at Gardner Webb	2005
99.	105	Wesley Moore	at Alabama-Birmingham	1998
100.	105	Antonio Perry	vs. Valdosta State	1986
101.	104	Colton Dowell	at Southeast Missouri	2019
102.	104	Londell Lee	at Chattanooga	2017
103.	104	Ben Axline	at Hawai'i	2016
104.	103	William Tanner	vs. Murray State	2015
105.	103	William Tanner	vs. Eastern Illinois	2015
106.	103	Jeremy Butler	at Eastern Kentucky	2013
107.	103	Roren Thomas	at Central Arkansas	2007
108.	103	Taurean Stephens	vs. Tennessee State	2005
109.	103	Charles Malone	vs. Murray State	1993
110.	102	Colton Dowell	at Western Kentucky	2021
111.	102	Stephen Shiver	at Tennessee Tech	2010
112.	102	Stephen Shiver	at Austin Peay	2009
113.	102	Tim Beattie	at Samford	1998
114.	101	Donnell Williams	vs. Tennessee Tech	2020
115.	101	Jeremy Butler	vs. Jacksonville State	2012
116.	101	Quentin Sims	vs. Eastern Illinois	2012
117.	101	Taurean Stephens	at Eastern Kentucky	2005
118.	101	Travis Parker	at Southeast Missouri	2001
119.	101	John Dillon	vs. Austin Peay	1995
120.	101	Todd Pope	vs. Austin Peay	1989
121.	101	Antonio Perry	vs. Jacksonville State	1986
122.	100	Jaylon Moore	vs. Southeast Missouri	2018

*Since 1970 as available and may feature some omissions due to lack of historical data

MULTIPLE 100-YD RECEIVING GAMES

Player	Games
Jeremy Butler	8
Mike Hicks	7
Taurean Stephens	7
Roren Thomas	6
Colton Dowell	5
Lenny Harris	5
William Mackall	5
Quentin Sims	5
Jaylon Moore	4
Rod Wright	5
Dwayne McKinney	4
Deumaine Reeder	4
Lenny Harris	4
Donnell Williams	3
Caylon Weathers	3
William Tanner	3
Stephen Shiver	3
Rory Redmond	3
7 Tied	3



TOTAL OFFENSE RECORDS

CAREER TOTAL OFFENSE LEADERS

Rank	Player	Years	Rush	Pass	Total	TD
1.	Derek Carr	2008-12	56	8,428	8,484	72
2.	Brady Wahlberg	2002-05	1,140	6,247	7,387	51
3.	Jarod Neal	2012-15	437	6,526	6,963	62
4.	Cade Thompson	2007-09	-254	6,260	6,006	51
5.	Leon Reed	1987-88	491	4,842	5,333	42
6.	Don Chapman	2004-07	5,020	---	5,020	49
7.	Leonard Williams	1990-91	332	4,518	4,850	49
8.	John Bachus III	2018-20	116	4,532	4,648	40
9.	Trey Sikes	1984-87	239	4,258	4,497	31
10.	Alvin Smalls	1975-78	2,866	1,250	4,116	39

SINGLE-SEASON TOTAL OFFENSE LEADERS

Rank	Player	Year	Rush	Pass	Total	TD
1.	Jarod Neal	2015	208	3,117	3,325	30
2.	Derek Carr	2012	-7	3,276	3,269	32
3.	Leon Reed	1988	176	3,051	3,227	28
4.	Leonard Williams	1991	233	2,554	2,787	30
5.	John Bachus III	2019	93	2,549	2,642	21
6.	Cade Thompson	2008	-122	2,680	2,568	24
7.	Derek Carr	2011	67	2,482	2,549	25
8.	Derek Carr	2010	1	2,543	2,544	15
9.	Alvin Smalls	1976	1,495	1,006	2,501	17
10.	Jeff McCrone	1995	-49	2,519	2,470	19

SCORING OFFENSE

Rank	Avg.	Year
1.	37.3	2008
2.	35.5	2015
3.	34.6	2011
4.	33.4	2007
5.	32.2	2016
6.	30.8	2012
7.	30.4	1995
8.	30.0	2021
9.	29.7	2014
10.	27.5	1988

TEAM SEASON AVG YPG

Rank	Avg.	Year
1.	456.6	2015
2.	430.5	2007
3.	429.3	2012
4.	427.2	2011
5.	427.0	2014
6.	409.4	2009
7.	405.6	2008
8.	397.1	2013
9.	393.3	2010
10.	385.8	2021

SINGLE-GAME TOTAL OFFENSE

Rank	Yds.	Player vs. Opponent	Year
1.	560	Derek Carr at Murray State	2012
2.	440	Leonard Williams vs. Troy	1990
3.	438	Derek Carr at Tennessee Tech	2012
4.	427	Brady Wahlberg vs. Jacksonville State	2003
5.	423	Jeff McCrone vs. Tennessee State	1995
6.	419	Cade Thompson vs. Eastern Kentucky	2008
7.	406	Derek Carr vs. Jacksonville State	2012
8.	390	Derek Carr at Southeast Louisiana	2010
9.	390	Leon Reed vs. Troy	1988
10.	389	Leon Reed vs. Mississippi College	1987

TEAM RECORD: SINGLE GAME

Most Plays: 95 plays (34 rushes, 61 passes)
vs. Eastern Kentucky, 2008

Most Yards: 699 vs. Concordia, 2008

FIRST DOWNS

Game: 35 at Murray State (2012)

Season: 249 in 12 games (2012)

SCORING OFFENSE (GAME HIGHS)

Rank	Pts.	Opponent	Year
1.	97 (97-7)	vs. Bethel College	1995
2.	87 (87-21)	vs. Concordia	2008
3.	84 (84-6)	vs. Bacone College	2016
4.	76 (76-3)	vs. Murray State	2007
5.	73 (73-0)	vs. Lane College	1990
6.	72 (72-10)	vs. Bethel	2015
7.	70 (70-0)	vs. Millikin	1967
8.	66 (66-59)	at Murray State	2012
9.	64 (64-0)	vs. Northwood Michigan	1968
10.	63 (63-7)	vs. Cumberland	2014
	63 (63-0)	vs. Union College	2011
	63 (63-38)	at Murray State	2008

SCORING MARGIN

Rank	Margin	Opponent	Year
1.	90 (97-7)	vs. Bethel College	1995
2.	78 (84-6)	vs. Bacone College	2016
3.	73 (73-0)	vs. Lane College	1990
4.	70 (70-0)	vs. Millikin	1967
5.	66 (87-21)	vs. Concordia	2008
6.	64 (64-0)	vs. Northwood Michigan	1968
7.	63 (63-0)	vs. Union College	2011
8.	62 (72-10)	vs. Bethel	2015
9.	56 (56-0)	vs. Baker College	2008
10.	53 (59-6)	vs. West Georgia	1957

ANNUAL TOTAL OFFENSE LEADERS

Year	Player	Rush	Pass	Total Yards
2021	QB Keon Howard	472	1811	2283
2020	QB John Bachus III	-20	1697	1677
2019	QB John Bachus III	93	2,549	2,642
2018	QB Dresser Winn	48	1601	1,649
2017	QB Troy Cook	-29	1,004	975
2016	QB Troy Cook	105	2,321	2,426
2015	QB Jarod Neal	208	3,117	3,325
2014	QB Jarod Neal	219	1,880	2,099
2013	QB Jarod Neal	10	1,529	1,539
2012	QB Derek Carr	-7	3,276	3,269
2011	QB Derek Carr	67	2,482	2,549
2010	QB Derek Carr	1	2,543	2,544
2009	QB Cade Thompson	-95	2,546	2,451
2008	QB Cade Thompson	-112	2,680	2,568
2007	QB Dexter Anoka	137	1,369	1,506
2006	HB Don Chapman	1,412	0	1,412
2005	QB Brady Wahlberg	475	1,693	2,168
2004	QB Brady Wahlberg	97	1,536	1,633
2003	QB Brady Wahlberg	482	1,873	2,355
2002	QB Brady Wahlberg	86	1,145	1,231
2001	QB Robert Hines	442	578	1,020
2000	QB Roland Ogletree	0	647	647
1999	QB Edward Robertson	-23	1,345	1,322
1998	QB John Repella	47	1,722	1,769
1997	QB Brock Bailey	-71	961	890
1996	QB Billy Joe Spann	-82	905	823
1995	QB Jeff McCrone	-49	2,519	2,470
1994	QB Charles Gamble	39	1,001	1,040
1993	QB Jason Griffin	132	635	767
1992	RB Rickey Armstrong	297	1,697	1,994
1991	QB Leonard Williams	233	2,554	2,787
1990	QB Leonard Williams	99	1,964	2,063
1989	QB Smackey Brown	-24	793	769
1988	QB Leon Reed	176	3,051	3,227
1987	QB Leon Reed	315	1,791	2,106
1986	QB Trey Sikes	137	1,554	1,691
1985	QB Trey Sikes	38	1,466	1,504
1984	QB Kenny Golden	295	627	922
1983	QB David Carter	47	1,193	1,230
1982	QB Chris Ford	53	706	759
1981	QB Tommy Overton	39	1,636	1,675
1980	QB Jimmy Wash	NA	NA	1,059
1979	HB Everett DeVaux	703	68	771
1978	QB Sammy Bryant	NA	NA	964
1977	QB Alvin Smalls	582	1,379	1,961
1976	QB Alvin Smalls	1,495	1,006	2,501
1975	QB Alvin Smalls	190	481	671
1974	QB Bill Staehs	NA	NA	963
1973	QB Danny Walker	98	762	860
1972	QB Shelton Zenon	NA	NA	714
1971	QB Kelly Coker	NA	NA	926
1970	QB Kelly Coker	NA	NA	750
1969	QB Glen Lowe	38	597	635
1968	QB Allan Cox	0	836	836
1967	QB Allan Cox	177	1,116	1,233
1966	QB Allan Cox	NA	NA	694
1965	QB Sandy Smith	70	551	621
1964	HB Chuck Lewis	491	0	491
1963	QB Billy Watson	NA	NA	605
1962	QB Vernon Prather	76	984	1,060
1961	QB Vernon Prather	NA	NA	742
1960	HB Bobby Fowler	NA	NA	1,054

DEFENSIVE RECORDS

CAREER TOTAL TACKLES

#	Player	Years	Pos.	Solo	Asst.	Total
1.	Danny Watkins	1975-77	LB	271	155	426
2.	Terry Giltner	1967-70	LB	281	120	401
3.	Vincent Thomas	1998-01	DB	239	134	373
	Emanuel McNeil	1985-88	DE	189	184	373
5.	Brian Spano	1991-94	LB	228	131	359
6.	Dewayne Harper	1991-94	DB	209	130	339
7.	Ben Johnson	2011-13	LB	146	184	330
8.	Josh Bey	2007-10	LB	180	144	324
9.	Markeseo Jackson	2003-06	DB	199	119	318
10.	James Gilleylen	2014-18	LB	130	167	297

SINGLE-SEASON TOTAL TACKLES

#	Player	Years	Pos.	Solo	Asst.	Total
1.	Terry Giltner	1970	LB	168	87	255
2.	Mike Peebles	1974	-	91	61	152
3.	Terry Giltner	1969	LB	113	33	146
4.	Danny Watkins	1975	LB	79	64	143
5.	Jon Swift	1996	LB	78	56	134
6.	Vincent Thomas	2000	DB	88	45	133
7.	Ben Johnson	2012	LB	60	71	131
	Brian Spano	1993	LB	82	49	131
9.	Emanuel McNeil	1987	DE	54	76	130
10.	Perez Boyd	2002	DB	76	48	124
	Paul Randolph	1986	LB	55	69	124

SINGLE-GAME TOTAL TACKLES

#	Tkls	Player vs. Opponent	Year
1.	35	Terry Giltner vs. McNeese State	1970
2.	29	Terry Giltner vs. Parsons	1969
3.	22	LaVante Epsom vs. Missouri State	1999
	22	Brian Spano vs. Austin Peay	1993
5.	21	Kidane McBride vs. Murray State	2002
	21	Vincent Thomas at Samford	2000
7.	20	Levon Johnson vs. Mississippi College	1989
	20	Emanuel McNeil vs. Austin Peay	1987
	20	Danny Watkins vs. Jacksonville St.	1976
	20	Danny Watkins vs. Tennessee St.	1976

SINGLE-GAME SACKS

#	Sacks	Player vs. Opponent	Year
1.	4.5	Tony Bell vs. Murray State	2013
2.	4.0	Andre Plummer vs. Tennessee Tech	2003
	4.0	Emanuel McNeil at North Alabama	1986
3.	3.0	Brandon Lacy vs. Lambuth	1999
4.	2.5	TJ Jefferson at Tennessee Tech	2019
	2.5	Damani Taylor at Tennessee Tech	2015
6.	2.0	25 times	-

SINGLE-GAME TACKLES FOR LOSS

#	TFL	Player vs. Opponent	Year
1.	5.5	Montori Hughes at Eastern Illinois	2011
2.	5.0	Tony Bell at Boise State	2013
3.	4.5	Eyabi Anoma vs. Austin Peay	2021
	4.5	Tony Bell vs. Murray State	2013
	4.5	Josh Bey vs. Eastern Kentucky	2010
6.	4.0	David Gilmore vs. Murray State	2005
	4.0	Andre Plummer vs. Tennessee Tech	2003
	4.0	Jeremy Dailey at UAB	1999
	4.0	Anthony Strobridge vs. Murray State	1997
	4.0	Emanuel McNeil at North Alabama	1986
	4.0	Mike Crangle vs. Austin Peay	1971

CAREER SACK LEADERS

Rank	No.	Player	Year
1.	22.5	Tony Bell	2011-14
2.	17.0	Emanuel McNeil	1985-88
3.	15.0	Antonio Strobridge	1994-97
4.	14.0	Andre Plummer	2001-05
	14.0	Charles Gill	1995-97
6.	13.5	Brad Godwin	1994-95
7.	13.0	Josh Bey	2007-10
	13.0	Joe Keating	1989-92
9.	12.5	DJ Roberts	2009-13
10.	11.5	Markeseo Jackson	2003-06

SINGLE-SEASON SACK LEADERS

Rank	No.	Player	Year
1.	13.0	Emanuel McNeil	1988
2.	10.5	Tony Bell	2013
3.	9.0	Joe Keating	1990
4.	8.5	Brad Godwin	1994
5.	8.0	Toby Bell	2014
	8.0	Tim Wright	1993
7.	7.0	Charles Gill	1996
	7.0	Rob Senatore	1993
9.	6.5	Josh Bey	2009
	6.5	Kevin Mawyer	1994

CAREER SOLO TACKLES

Rank	No.	Player	Year
1.	281	Terry Giltner	1967-70
2.	271	Danny Watkins	1975-77
3.	239	Vincent Thomas	1998-01
4.	228	Brian Spano	1991-94
5.	209	Dewayne Harper	1991-94
6.	199	Markeseo Jackson	2003-06
7.	189	Emanuel McNeil	1985-88
8.	180	Josh Bey	2007-10
9.	156	Jason Coleman	2001-05
10.	146	Ben Johnson	2011-13

SINGLE-SEASON SOLO TACKLES


Rank	No.	Player	Year
1.	168	Terry Giltner	1970
2.	113	Terry Giltner	1969
3.	99	Danny Watkins	1977
4.	95	Vincent Thomas	2001
5.	91	Mike Peebles	1974
6.	90	Brian Spano	1994
	90	Terry Giltner	1970
8.	88	Vincent Thomas	2000
9.	82	Brian Spano	1993
10.	76	Perez Boyd	2002

CAREER ASSISTED TACKLES


Rank	No	Player	Year
1.	184	Emanuel McNeil	1985-88
	184	Ben Johnson	2011-13
3.	167	James Gilleylen	2014-18
4.	163	Kevin Prather Jr.	2015-18
5.	155	Danny Watkins	1975-77
6.	144	Josh Bey	2007-10
7.	137	Tony Bell	2011-14
8.	134	Vincent Thomas	1998-01
9.	131	Brian Spano	1991-94
10.	130	Dewayne Harperr	1991-94

SINGLE-SEASON ASSISTED TACKLES

Rank	No	Player	Year
1.	87	Terry Giltner	1970
2.	76	Emanuel McNeil	1987
3.	71	Ben Johnson	2012
4.	69	Paul Randolph	1986
5.	65	Todd Shanks	1992
6.	64	Danny Watkins	1975
7.	62	TJ Jefferson	2019
	62	Ben Johnson	2013
9.	61	Charles Cavaness	1985
	61	Greg Magee	1983
	61	Mike Peebles	1974




DANNY WATKINS




TERRY GILTNER




TONY BELL




EMANUEL MCNEIL




JOSH BEY



DEWAYNE HARPER



ANTONIO STROBRIDGE



JON SWIFT

CAREER TACKLES FOR LOSS

Rank	No.	Player	Year
1.	56.0	Emanuel McNeil	1985-88
2.	50.5	Josh Bey	2007-10
3.	45.0	Tony Bell	2011-14
4.	39.5	Kevin Prather Jr.	2015-18
5.	38.5	DJ Roberts	2009-13
6.	37.0	Anthony Strobbridge	1994-97
7.	35.0	James Gilleylen	2014-18
8.	30.5	Andre Plummer	2001-05
9.	27.5	Nick Stamper	1999-01
10.	25.0	Ben Johnson	2011-13

SINGLE-SEASON TACKLES FOR LOSS

Rank	No.	Player	Year
1.	24.0	Emanuel McNeil	1988
2.	21.0	Tony Bell	2014
3.	20.0	Otis Cooks	1983
4.	19.0	Emanuel McNeil	1986
5.	16.5	Josh Bey	2009
	16.5	Josh Bey	2008
7.	15.0	Tony Bell	2013
8.	14.5	Nick Stamper	2001
9.	14.0	Kevin Prather Jr.	2018
	14.0	David Gilmore	2005
	14.0	Anthony Strobbridge	1997

SINGLE-GAME BY OPPONENT

Fewest Yards Total: 74, vs. Iowa Wesleyan, 2009
Fewest First Downs: 3, vs. Iowa Wesleyan, 2009
Fewest Completions: 1, at Samford, 2000
Fewest Total Plays: 33, vs. Southern Illinois, 1998

SINGLE-SEASON

Fewest Yards Rushing: 1348, 2009
Fewest Avg. Yards Rushing: 122.5, 2009
Fewest Yards Passing: 1175, 1990
Fewest Avg. Yards Passing: 106.8, 1990
Fewest Total Yards: 3066, 2006
Fewest Avg. Yards in Total Offense: 255.5, 2006
Fewest Points: 182, 1979
Fewest Yards on Punt Returns: 66, 1988
Most Shutouts: 4, 1967
Most Interceptions: 25, 1968
Most Yards on Interceptions: 303, 2005

MOST INTERCEPTIONS

Game: 8 vs. Troy (1968)
Season: 26 (1968)

MOST RETURN YARDAGE

Game: 158 vs. Troy (1968)
Season: 485 (1976)

DEFENSIVE TOUCHDOWNS

Season: 6 (1976)

FEWEST POINTS YIELDED

Season: 19 (1934)

DEFENSIVE SHUTOUTS

32 times – last vs. Union College 2011

FEWEST RUSHING YARDS

Game: -22 vs. West Alabama (1988)
Season: 383 (1967)

FEWEST PASSING YARDS

Game: 7 vs. West Alabama (1982)
Season: 734 (1971)

CAREER FORCED FUMBLES

Rank	No.	Player	Year
1.	9	Markeseo Jackson	2003-06
2.	7	Nick Stamper	1999-01
	7	Tony Bell	2011-14
4.	6	Kevin Prather Jr.	2015-18
	6	David Gilmore	2003-06
6.	5	JaQuez Akins	2019-21
	5	Josh Bey	2007-10
	5	Dontrell Miller	2006-08
	5	Kahlid Hagens	2014-17
	5	Ben Johnson	2011-13

SINGLE-SEASON FORCED FUMBLES

Rank	No.	Player	Year
1.	5	Kevin Prather Jr.	2016
2.	4	Brent Acker	2008
	4	David Gilmore	2005
	4	Markeseo Jackson	2004
	4	Nick Stamper	2001
6.	3	Brandon Anderson	2018
	3	James Gilleylen	2017
	3	Kahlid Hagens	2017
	3	Tony Bell	2013
	3	Fred Flenorl	2012
	3	Ben Johnson	2011
	3	Josh Bey	2010
	3	Dontrell Miller	2008
	3	Craig Worthen	2007
	3	Markeseo Jackson	2006
	3	Nick Stamper	2000
	3	Jon Swift	1996
	3	Fred Thomas	1995

CAREER FUMBLE RECOVERIES

Rank	No.	Player	Year
1.	9	Jon Swift	1996-97
2.	8	Emanuel McNeil	1985-88
3.	7	Jack Greenwood	2003-06
4.	6	Tony Bell	2011-14
5.	5	Dante Harrold	2005-08
	5	Dontrell Miller	2006-08
7.	4	JaQuez Akins	2019-20
	4	Joseph Treats	2001-05
	4	Marc Calixte	1999-02
10.	3	15 times	-

SINGLE-SEASON FUMBLE RECOVERIES

Rank	No.	Player	Year
1.	7	Jon Swift	1996
2.	5	Emanuel McNeil	1988
3.	4	Dontrell Miller	2008
	4	Alan Welch	1982
6.	3	Tony Bell	2014
	3	Tony Bell	2013
	3	Dorsett Pendleton	2008
	3	Jack Greenwood	2005
	3	Marc Calixte	1999
	3	Aaron Torian	1999
	3	Phillip Robertson	1991
	3	Danny Blackwell	1991
	3	Justin Taylor	1991

MOST FUMBLE RECOVERIES FOR A TD (INDIVIDUAL)

Season: 3 Dontrell Miller (2008)*

MOST FUMBLE RECOVERIES FOR TD (TEAM)

Season: 6 (2008) *NCAA FCS Record

FUMBLE RETURNS (MOST RECOVERED)

Game: 5 vs. Parsons (1969)
 5 vs. Austin Peay (1974)
 5 vs. Eastern Kentucky (1993)
Season: 25 (1974)

DEFENSIVE TOP-10 RECORDS

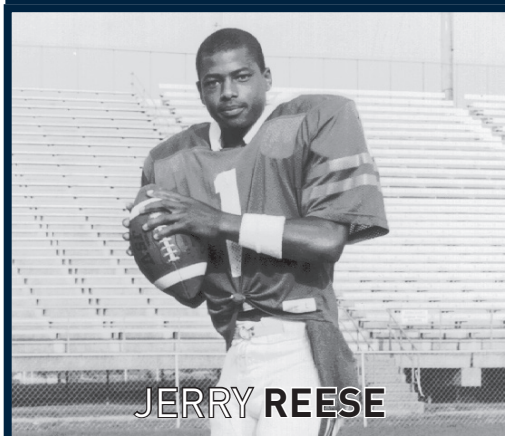

SCORING DEFENSE			TOTAL DEFENSE			RUSH DEFENSE [AVG.]			PASS DEFENSE			SEASON SACKS			SEASON PASS BREAKUPS		
Rank	Pts.	Year	Rank	Yards	Year	Rank	Yards	Year	Rank	Avg.Yds	Year	Rank	No.	Year	Rank	Br-Ups	Year
1.	9.6	1967	1.	152.3	1962	1.	43.1	1967	1.	71.0	1962	1.	43	1995	1.	60	1988
2.	11.3	1976	2.	212.1	1964	2.	97.2	1968	2.	80.9	1964	2.	42	1994	2.	58	2019
3.	12.1	1962	3.	224.9	1976	3.	105.4	1976	3.	82.3	1974	3.	31	2008	3.	57	2021
4.	12.8	1964	4.	232.6	1967	4.	112.9	2006	4.	106.8	1990	4.	28	2019	4.	56	1994
5.	14.3	2017	5.	251.5	1968	5.	113.9	2017	5.	108.4	1973	5.	28	2013	5.	48	2016
	14.3	1988	6.	255.5	2006	6.	122.5	2009	6.	119.5	1976	6.	27	2016		48	2013
7.	14.5	1968	7.	257.8	1979	7.	126.2	2018	7.	120.2	1979		27	1996	7.	47	2011
8.	15.7	2006	8.	267.5	1988	8.	127.6	1988	8.	121.4	1984	8.	26	1993	8.	46	2010
9.	16.8	1977	9.	273.8	2017	9.	128.3	2016	9.	122.3	1994	9.	25	2005	9.	42	2012
10.	18.0	1973	10.	274.4	1977	10.	130.3	2020		122.3	1993		25	2003		42	1984

CAREER PASS BREAKUPS

Rank	Player	No.	Year
1.	Chris Jones	30	1996-97
2.	Jerry Reese	23	1981-84
	James Brown	23	1992-95
4.	Trent Findley	21	2003-06
	Rayvon Sims	21	2003-06
6.	Jay Woods	20	2020-21
	DaVonte Maura	20	2018-19
	Jordan Landry	20	2012-15
	Danny Blackwell	20	1990-91
10.	Joe Este	18	2016-17

SINGLE-SEASON PASS BREAKUPS

Rank	Player	No.	Year
1.	Don Jones	16	1969
2.	Chris Jones	15	1997
	Chris Jones	15	1996
4.	Trent Findley	14	2000
	James Brown	14	1994
6.	Kevin Barfield	13	2013
	Tom McKelvy	13	1969
	Wayne Jones	13	1969
9.	Camaren Harris	12	2013
	Preston Jones	12	1994
	Jerry Reese	12	1983
	Mike Beeler	12	1969

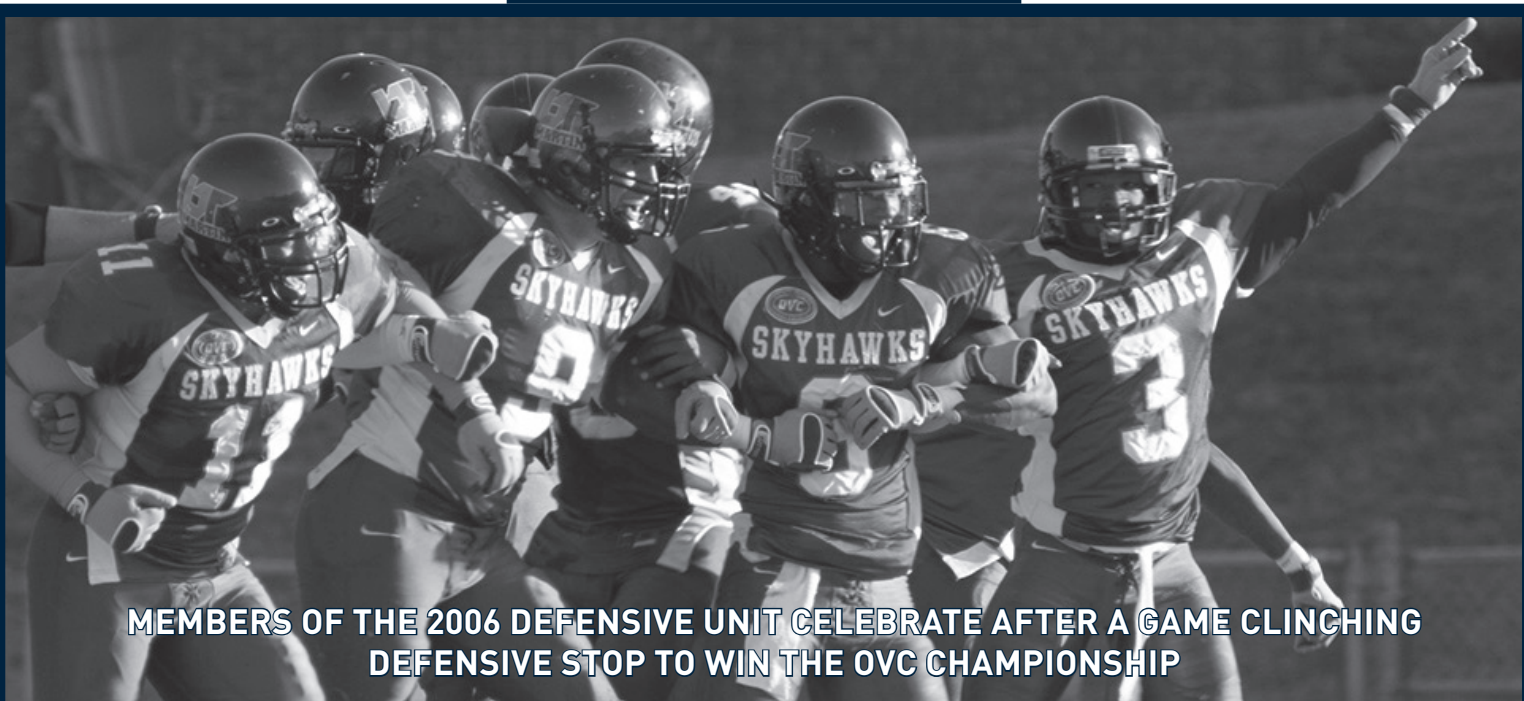


CAREER INTERCEPTIONS

Rank	Player	No.	Year
1.	Mike Beeler	18	1968-71
2.	Don Jones	17	1968-71
3.	Dewayne Harper	13	1991-93
4.	Benny Thompson	12	1986-89
5.	Jerry Reese	11	1981-84
	Terry Giltner	11	1967-70
	Tommy Baker	11	1965-68
	Robbie Smith	11	1966-67
9.	Clay Blalack	10	1975-77
	Mark Carroll	10	1975-78

SINGLE-SEASON INTERCEPTIONS

Rank	Player	No.	Year
1.	Clay Blalack	8	1976
	Mike Beeler	8	1970
	Don Jones	8	1969
4.	Jerry Reese	7	1982
	Tommy Baker	7	1966
6.	Chad McMahan	5	2003
	Perez Boyd	5	2002
	Charles Wilson	5	1990
	Ernest Johnson	5	1986
	Benny Thompson	5	1986
	Mark Carroll	5	1976
	Don Jones	5	1971
	Kelly Coker	5	1970
	Terry Butcher	5	1968
	Mike Beeler	5	1968
	Robby Smith	5	1967



DEFENSIVE ANNUAL LEADERS

ANNUAL TACKLE LEADERS					ANNUAL INTERCEPTION LEADERS				ANNUAL SACK LEADERS		
Year	Player	Solo	Asst.	Total	Year	Player	No.	Yards	Year	Player	Sacks-Yds
2021	Deven Sims	45	48	93	2021	John H. Ford II	4	163	2021	Eyabi Anoma	6.0-40
2020	Deven Sims	29	31	60		Oshae Baker	4	47	2020	Kameron Bowdry	2.0-10
2019	TJ Jefferson	32	62	94	2020	John H. Ford II	2	75	2019	TJ Jefferson	4.5-28
2018	James Gilleylen	44	45	89		Takeem Young	2	42		Austin Pickett	4.5-20
2017	James Gilleylen	32	56	88	2019	D'Carrious Stephens	3	28		Korbin Harmon	4.5-12
2016	Kahlid Hagens	45	48	93	2018	Andrew Horton-Martindale	3	43	2018	Kevin Prather Jr.	4.0-26
2015	Marquis Clemons	37	42	79	2017	Tae Martin	4	57	2017	4 Tied	2.0-N/A
2014	Devontay Barnett	39	37	76	2016	Kahlid Hagens	4	81	2016	Caleb Counce	5.0-30
	Tony Bell	34	42	76	2015	Walter Evans	2	27	2015	Damani Taylor	5.5-33
2013	Ben Johnson	40	62	102		Jordan Landry	2	22	2014	Tony Bell	8.0-43
2012	Ben Johnson	60	71	131	2014	Walter Evans	3	16	2013	Tony Bell	10.5-56
2011	Ben Johnson	46	51	97	2013	Camaren Harris	4	53	2012	Ben Johnson	4.0-21
2010	Josh Bey	36	55	91	2012	3 Tied	2	-		Tony Bell	4.0-31
2009	Josh Bey	62	45	107	2011	Ben Johnson	2	13		Montori Hughes	4.0-28
2008	Josh Bey	46	42	88	2010	Kendall Harper	3	6	2011	DJ Roberts	3.5-25
2007	Josh Yarbrough	36	55	91	2009	Markei Guy	3	14	2010	Tim Cox	5-35
2006	Markeseo Jackson	60	28	88	2008	Dontrell Miller	4	68	2009	Josh Bey	6.5-47
2005	David Gilmore	65	26	91	2007	Jessie Burton	2	37	2008	Ray Williams	5-32
2004	Markeseo Jackson	75	41	116	2006	Kevin Rondo	3	2	2007	Ray Williams	3.5-25
2003	Chad McMahan	55	28	83	2005	Rayvon Simms	4	42	2006	Tirrdell Byrd	4-24
2002	Perez Boyd	76	48	124	2004	Jason Coleman	4	73	2005	Joseph Threats	4.5-17
2001	Vincent Thomas	62	33	95	2003	Chad McMahan	5	24	2004	Markeseo Jackson	3.5-41
2000	Vincent Thomas	88	45	133	2002	Perez Boyd	5	79	2003	Andre Plummer	5.5-29
1999	Lavante Epton	62	56	118	2001	Perez Boyd	3	76	2002	Marc Calixte	3-16
1998	David Barnes	49	36	85	2000	Trent Findley	4	46	2001	Nick Stamper	5-37
1997	Jon Swift	48	52	100	1999	Three Tied	1	-	2000	Willie Campbell	4-23
1996	Jon Swift	78	56	134	1998	Joe Daniels	2	83	1999	Brandon Lacy	3-36
1995	Craig Reynolds	58	49	107	1997	Corey Cobb	4	75	1998	Davey Moseley	3-19
1994	Brian Spano	90	31	121	1996	Chris Jones	2	-8	1997	Antonio Strabridge	5-32
1993	Brian Spano	82	49	131	1995	Preston Jones	4	10	1996	Charlie Gill	7-44
1992	Todd Shanks	37	65	102		Fred Thomas	4	61	1995	Lashone Brown	6-31
1991	Dewayne Harper	51	47	98	1994	James Brown	4	21	1994	Brad Godwin	8.5-59
1990	Todd Shanks	38	47	85	1993	James Brown	4	32	1993	Tim Wright	8-40
1989	Greg Holmes	48	60	108	1992	Todd Shanks	3	11	1992	Travis Coleman	4-31
1988	Emanuel McNeil	74	47	121	1991	Dewayne Harper	3	0	1991	Phillip Robertson	5-27
1987	Emanuel McNeil	54	76	130		Charles Wilson	3	6	1990	Todd White	3.5-16
1986	Paul Randolph	55	69	124	1990	Charles Wilson	5	74	1989	Todd White	5-38
1985	Charles Cavaness	43	61	104	1989	Roland Delaney	4	8			
1984	Jerry Reese	44	55	99	1988	Roland Delaney	5	28			
1983	Greg Magee	49	61	110		Greg Watkins	5	101			
1982	Gary Ihnen	46	52	98	1987	Paul Randolph	4	27			
1977	Danny Watkins	99	43	142		Greg Watkins	4	32			
1976	Danny Watkins	93	48	141	1986	Benny Thompson	5	39			
1975	Danny Watkins	79	64	143		Ernest Jackson	5	23			
1974	Mike Peebles	91	61	152	1985	Several Tied	1	-			
1970	Terry Giltner	168	87	255	1984	Charles Caveness	2	12			
1969	Terry Giltner	113	33	146	1983	Paul Williams	2	28			
					1982	Jerry Reese	2	53			
					1981	Barry Joyce	4	30			
					1980	Billy Wilkins	2	0			
						Russ Greer	2	18			
					1979	Barry Dixon	2	5			
						Mike Chinn	2	25			
						Kevin Lamb	2	39			
					1978	Charlie Williams	3	85			
					1977	Jimmy Randolph	4	154			
					1976	Clay Blalack	8	269			
					1975	Gary Guthrie	4	4			
					1974	Brian Arquist	3	9			
					1973	Hunter Carter	4	0			
						Randy Giltner	4	58			
					1972	Randy Giltner	4	-			
					1971	Don Jones	5	163			
					1970	Mike Beeler	8	59			
					1969	Don Jones	8	62			
					1968	Mike Beeler	5	-			
						Terry Butcher	5	-			
					1967	Robbie Smith	5	-			
					1966	Tommy Baker	7	-			

FIELD GOAL RECORDS

TOP 10 LONGEST FIELD GOALS

Rank	Yds	Player vs. Opponent	Year
1.	53	Cody Sandlin at Eastern Kentucky	2011
	53	Mickey Hamilton vs. Tennessee State	1976
	53	Mickey Hamilton vs. Delta State	1976
	53	Randy Barnes vs. North Alabama	1972
5.	52	Jackson Redditt at Murray State	2014
	52	Jackson Redditt at Eastern Illinois	2014
	52	Ki Tok Chu vs. Troy	1986
	52	Ki Tok Chu vs. West Alabama	1986
	52	Gene Sides vs. Middle Tennessee	1968
	52	Lee Mayo vs. Southeast Missouri	1967

CAREER KICK SCORING

Rank	Player	Years	FG	PAT	Total
1.	Jackson Redditt	2012-15	36	125	233
2.	Ki Tok Chu	1986-89	44	89	221
3.	Cody Sandlin	2009-12	34	117	219
4.	Tom Hansen	2007-09	21	128	191
5.	Taylor Brown	2004-06	24	90	162
	Keith Kasnic	1982-85	37	51	162
7.	Ryan Courtright	2017-19	25	77	152
8.	Mickey Hamilton	1973-76	26	53	131
9.	Tyler Larco	2019-22	17	66	117
10.	Lee Mayo	1965-68	-	-	113



JACKSON REDDITT



KI TOK CHU

TEAM RECORDS

MOST PTS BY KICKING

Game:	15, Taylor Brown vs. Gardner Webb, 2006
	15, Tom Hanson vs. Concordia, 2008
Season:	97, Ki Tok Chu, 1988
Career:	221, Ki Tok Chu, 1986-89

MOST CONSECUTIVE FGs MADE

Season:	14, Keith Kosnic, 1982-83
----------------	---------------------------

SINGLE SEASON

Most PAT Att.:	57, 2008
Most PAT Made:	53, 2008
Best PAT Percentage:	97.8% (46-47), 2012
Most FG Att:	26, 1988
Most FG Made:	20, 1988
Best FG Percentage:	82.3% (14-17), 2011

MOST PATS MADE (GAME)

Rank	PAT's	Opponent	Year
1.	12	vs. Bacone College	2016
	12	vs. Concordia	2008
	12	vs. Bethel	1995
3.	10	vs. Murray State	2007
	10	vs. Lane College	1990
5.	9	Three tied	

MOST FGs MADE (GAME)

Rank	FG's	Opponent	Year
1.	4	vs. Gardner Webb	2006
	4	vs. Tennessee State	1976
3.	3	Eight times	

SEASON PAT MADE (MIN. 25)

Rank	Made (Att.)	Year
1.	53 (of 57)	2008
2.	49 (of 51)	2021
3.	46 (of 47)	2015
	46 (of 47)	2012
5.	43 (of 48)	2011

HIGHEST PAT %

Rank	Pct.	Made-Att	Year
1.	97.8%	(46-47)	2015
	97.8%	(44-45)	2014
	97.8%	(46-47)	2012
4.	97.2%	(36-37)	2005
5.	97.0%	(37-38)	2009
	97.0%	(37-38)	2005
7.	96.6%	(29-30)	1990
8.	96.5%	(28-29)	2010
9.	96.1%	(25-26)	1994
10.	96.1%	(49-51)	2021

SEASON FG MADE

Rank	Made-Att	Year
1.	20 (of 26)	1988
2.	14 (of 17)	2011
3.	13 (of 15)	2018
4.	12 (of 17)	2015
	12 (of 15)	2014
6.	11 (of 14)	2010
	11 (of 15)	2007
	11 (of 16)	2002
	11 (of 19)	1985
	11 (of 14)	1982

HIGHEST FG %

Rank	Pct.	Made-Att.	Year
1.	86.6%	(13-15)	2018
2.	83.3%	(10-12)	2020
3.	82.3%	(14-17)	2011
4.	80.0%	(12-15)	2014
5.	78.5%	(11-14)	2010
	78.5%	(11-14)	1982
7.	76.9%	(20-26)	1988
	76.9%	(10-13)	2019
9.	73.0%	(11-15)	2007
10.	70.5%	(12-17)	2015

INDIVIDUAL RECORDS

SEASON KICK-SCORING

Rank	Pts.	Player	Year
1.	97	Ki Tok Chu	1988
2.	87	Cody Sandlin	2011
3.	82	Jackson Redditt	2014
4.	80	Jackson Redditt	2014
5.	76	Lee Mayo	1967
6.	75	Tom Hansen	2007
7.	74	Ryan Courtright	2018
8.	72	Tom Hansen	2008
9.	71	Cody Sandlin	2012
	71	Mickey Hamilton	1976

MOST PAT KICKS MADE

Game:	12, Tom Hanson vs. Concordia, 2008
	12, Mitch Mersman vs. Bacone, 2016
Season:	53, Tom Hanson, 2008
Career:	128, Tom Hanson, 2007-09

MOST PAT KICKS ATTEMPTED

Game:	12, Tom Hanson vs. Concordia, 2008
	12, Mitch Mersman vs. Bacone, 2016
Season:	57, Tom Hanson, 2008
Career:	136, Tom Hanson, 2007-09

BEST PAT KICK PERCENTAGE

Game:	1.00 (12-12), Tom Hanson vs. Concordia, 2008
Season:	.979 (46-47), Jackson Redditt, 2015
	.979 (44-45), Cody Sandlin, 2012
Career:	.984 (125-127), Jackson Redditt, 2012-15

MOST FGs MADE

Game:	4, Taylor Brown vs. Gardner Webb, 2006
	4, Mickey Hamilton vs. Tennessee St, 1976
Season:	20, Ki Tok Chu, 1988
Career:	44, Ki Tok Chu, 1986-89

MOST FGs ATTEMPTED

Game:	5, Mickey Hamilton vs. Tennessee St, 1976
	5, Mitch Mersman at SEMO, 2017
Season:	26, Ki Tok Chu, 1988
Career:	73, Ki Tok Chu, 1986-89

BEST FG PERCENTAGE

Game:	.800 (4-5), Mickey Hamilton vs. Tennessee St, 1976
Season:	.769 (20-26), Ki Tok Chu, 1988
Career:	.602 (44-73), Ki Tok Chu, 1986-89

PUNTING RECORDS

SINGLE-SEASON PUNTING LEADERS

Rank	Player	Year	Att.	Yds.	Avg.
1.	James Satterfield	2012	41	1,744	42.5
2.	James Satterfield	2013	58	2,446	42.2
3.	Tyler Larco	2021	10	418	41.8
4.	Adam Ivey	2008	41	1,693	41.3
5.	Jackson Redditt	2015	45	1,852	41.2
6.	Dresser Winn	2020	22	904	41.1
7.	Joe Hook	2010	52	2,150	40.5
8.	Joey Elmore	1986	56	2,249	40.2
	Jim Valdes	1974	64	2,573	40.2
10.	Jay Holmes	1999	73	2,930	40.1

CAREER PUNTING AVG. LEADERS (MIN. 40 PUNTS)

Rank	Player	Year	Punt	Yards	Avg.	Long
1.	James Satterfield	2010-14	153	6,331	41.4	73
2.	Jackson Redditt	2011-15	45	1,852	41.1	61
3.	Tyler Larco	2019-21	70	2,816	40.2	68
4.	Jade Stillings	1997-98	148	5,744	38.8	80
5.	Brett Arkelian	2016-17	90	3,486	38.7	61
6.	Joe Hook	2007-11	126	4,866	38.6	54
7.	Jay Holmes	1999-01	197	7,563	38.4	70
8.	Adam Ivey	2005-08	188	7,183	38.2	68
9.	Bubba Beasley	1990-93	217	8,268	38.1	72
	Joey Elmore	1986-89	257	9,784	38.1	60
	David Carter	1980-83	76	2,893	38.1	62

CAREER PUNTING YARDS LEADERS (MIN. 40 PUNTS)

Rank	Player	Year	Punt	Yards	Avg.	Long
1.	Joey Elmore	1986-89	257	9,784	38.1	60
2.	Bubba Beasley	1990-93	217	8,268	38.1	72
3.	Jay Holmes	1999-01	197	7,563	38.4	70
4.	Adam Ivey	2005-08	188	7,183	38.2	68
5.	James Satterfield	2010-14	153	6,341	41.4	73
6.	Jade Stillings	1997-98	148	5,744	38.8	80
7.	Joe Hook	2007-11	126	4,866	38.6	54
8.	Zane Cox	2017-19	116	4,287	37.0	57
9.	Pete Lutz	1982-83	99	3,741	37.8	65
10.	Brett Arkelian	2016-17	90	3,486	38.7	61

LONGEST PUNTS

Rank	Yds.	Player vs. Opponent	Year
1.	80	Jade Stillings vs. Tennessee Tech	1997
2.	73	James Satterfield at Tennessee Tech	2012
3.	72	Jade Stillings at Eastern Kentucky	1997
	72	Bubba Beasley vs. Tennessee State	1993
5.	70	James Satterfield vs. Eastern Kentucky	2012
	70	Jay Holmes vs. Southeast Missouri	1999
7.	69	Jay Holmes at Missouri State	1999
	69	Joey Elmore vs. Troy	1989
	69	Gene Sides vs. West Chester State	1967
10.	68	Tyler Larco at Jacksonville State	2021
	68	Adam Ivey vs. Samford	2005

INDIVIDUAL RECORDS

MOST PUNTS

Game: 14, David Brown vs. Nicholls, 1975
Season: 90, Jade Stillings, 1997
Career: 257, Joey Elmore, 1986-89

MOST YARDS ON PUNTS

Game: 502, Jay Holmes at Missouri State (1999)
Season: 3,481, Jade Stillings, 1997
Career: 9,784, Joey Elmore, 1986-89

HIGHEST PUNTING AVG.

Game: 50.0, Gary Davis vs. Delta State, 1977
Season: 42.6, James Satterfield, 2012
Career: 41.4, James Satterfield, 2012-14


TEAM RECORDS

SINGLE GAME

Most Punts: 14 vs. Nicholls, 1975
Most Yards: 491 at South Florida, 2008
Best Avg.: 50.2 yds. (10 punts) at Missouri State, 1999

SINGLE SEASON

Most Punts: 93, 1997
Most Yards: 3,539, 1997
Best Avg.: 41.6 (48 punts), 2012



PUNT RETURN RECORDS

MOST PUNT RETURNS


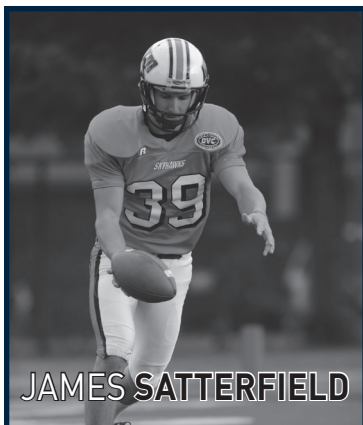
Game: 7, Jerry Reese vs. Fort Valley State, 1982
Season: 7, Jessie Burton at Murray State, 2006
Career: 48, Dewayne Harper, 1994
Career: 93, Dewayne Harper, 1991-94

MOST RETURN YARDAGE

Game: 183, Dewayne Harper vs. Charleston Southern, 1994
Season: 564, Dewayne Harper, 1994
Career: 955, Dewayne Harper, 1991-94

HIGHEST AVERAGE PER RETURN

Game: 34.2, CJ Estelle vs. Union College, 2011
Season: 18.0, Terry Williams, 2019 (No. 2 NCAA in FCS)



KICK RETURN RECORDS

ANNUAL KICK RETURN LEADERS

Year	Player	No.	Yds.	TD
2021	Peyton Logan	3	62	0
2020	Logan/L. Young/Butler	2	-	0
2019	Terry Williams	17	390	0
2018	Peyton Logan	10	282	1
2017	Peyton Logan	11	593	1
2016	Tae Martin	30	627	1
2015	Jordan Landry	18	360	0
2014	Ladevin Fair	8	190	0
2013	Corey Jordan	13	323	0
2012	Kevin Barfield	29	711	1
2011	Kevin Barfield	15	329	1
2010	AJ Williams	27	688	1
2009	Tevin Barksdale	18	415	0
2008	Roren Thomas	26	621	1
2007	Jessie Burton	36	825	1
2006	Jessie Burton	20	524	2
2005	Jason Coleman	28	567	0
2004	Jason Coleman	26	459	0
2003	Jason Coleman	26	728	1
2002	Trent Findley	18	236	0
2001	Kidane McBride	23	423	0
2000	Roland Ogletree	35	667	0
1999	Deundre Greer	23	493	0
1998	Joe Daniels	31	660	0
1997	Darriel Ruffin	21	447	1
1996	Lenny Harris	14	228	0
1995	James Brown	14	318	0
1994	James Brown	19	463	1
1993	James Brown	15	308	1
1992	Scott Stidham	13	245	0
1991	Todd Pope	18	370	0
1990	Darron Turner	26	510	0
1989	Darron Turner	22	375	0
1988	William Mackall	28	621	1
1987	William Mackall	28	717	1
1986	Henry Allen	39	759	0
1985	Cedric Hosea	21	389	0
1984	Mark Guy	16	243	0
1983	Tony Champion	8	224	1
1982	Billy Wilkins	28	512	0
1981	Steve Mathis	17	285	0
1980	Mike Ray	15	265	0
1979	Mike Ray	10	228	0

LONGEST KICK RETURNS


Rank	Yds.	Player vs. Opponent	Year
1.	100	Jessie Burton at Southeast Missouri	2006
	100	Darriel Ruffin vs. Murray State	1997
	100	Tony Champion vs. (N/A)	1983
4.	99	Kevin Barfield vs. Tennessee Tech	2011
	99	Wilbur Edmiston vs. Murray State	1961
6.	97	Rayvon Sims at Tennessee Tech	2004
7.	96	William Mackall vs. Southeast Missouri	1987
	96	Tom Baker vs. Middle Tennessee	1968
8.	95	Peyton Logan at Eastern Kentucky	2017
9.	93	Kevin Barfield vs. Eastern Illinois	2012
10.	91	AJ Williams at Southeast Missouri	2010

TOP 10 KICK RETURN YARDAGE

Rank	Yards	Player	Year
1.	825	Jessie Burton	2007
2.	759	Henry Allen	1986
3.	728	Jason Coleman	2003
4.	717	William Mackall	1987
5.	711	Kevin Barfield	2012
6.	688	AJ Williams	2010
7.	667	Roland Ogletree	2000
8.	660	Joe Daniels	1998
9.	627	Tae Martin	2016
10.	621	Roren Thomas	2008
	621	William Mackall	1988

MOST KICK RETURNS

Game:	9, Jessie Burton vs. Missouri State, 2007 9, Darron Turner vs. Middle Tennessee, 1990 9, Darron Turner vs. Jacksonville State, 1989
Season:	39, Henry Allen, 1986
Career:	89, Jason Coleman, 2002-05



MOST YARDS ON KICK RETURN

Game:	248, Darron Turner vs. Middle Tennessee, 1990
Season:	825, Jessie Burton, 2007
Career:	1,842, Jason Coleman, 2002-05

MOST RETURNS

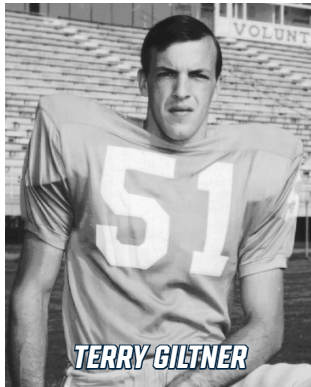
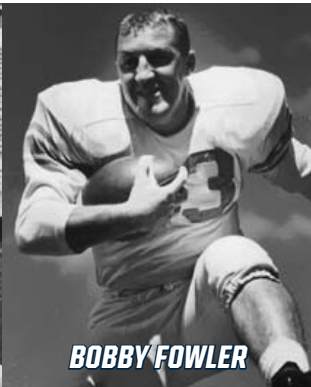




Game:	10, vs. Jacksonville State, 1989 10, vs. Middle Tennessee, 1990 10, vs. Tennessee State, 1999 10, vs. Murray State, 1999 10, Samford, 2003 10, Missouri State, 2007
Season:	58, 2007

MOST YARDS

Game:	256 vs. Samford, 2003
Season:	1,147, 2008

BEST AVG. PER RETURN

Game:	32.0, at Southeast Missouri St., 2010
Season:	22.3, 1994

**TERRY GILTNER****BOBBY FOWLER****JULIAN NUNAMAKER****NATE HOLMES****WILLIAM MACKALL****LEON REED****JESSIE BURTON****RAY WILLIAMS****QUENTIN SIMS****MONTORI HUGHES****JEREMY BUTLER****TERRY WILLIAMS****TONY BELL**

UT MARTIN

ALL-AMERICANS

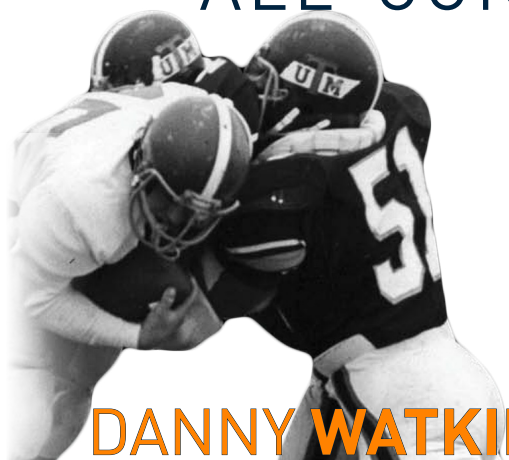
HUGH LASHLEE, 1957
 BUDDY LONG, 1958
 BOBBY FOWLER, 1959
 HARRIS PRITCHETT, 1960
 RALPH RUTLAND, 1960 & 1961
 DARRELL SMITH, 1962
 JIM LOVE, 1962
 JULIAN NUNAMAKER, 1968
 TERRY GILTNER, 1970
 NATE HOLMES, 1971
 RANDY WEST, 1974
 RANDY LATTA, 1975
 DANNY WATKINS, 1976
 EMANUEL MCNEIL, 1988
 WILLIAM MACKALL, 1988
 LEON REED, 1988
 OSCAR BUNCH, 1991
 CHAD McMAHAN, 2005
 DON CHAPMAN, 2006
 ALEX ATKINS, 2006
 JESSIE BURTON, 2006
 BILLY KRAUSE, 2006
 JOSH YARBROUGH, 2007

DONTRELL MILLER, 2008
 RAY WILLIAMS, 2008
 JOE GIBBS, 2009
 JOSH BEY, 2009
 CJ ESTELLE, 2011
 MONTORI HUGHES, 2012
 QUENTIN SIMS, 2012
 JEREMY BUTLER, 2013
 BEN JOHNSON, 2013
 TONY BELL, 2013 & 2014
 KEVIN PRATHER JR, 2016
 PEYTON LOGAN, 2017
 TERRY WILLIAMS, 2019
 GAVIN OLSON, 2019
 JOHN BACHUS III, 2019
 JAMARIUS LANDERS, 2019
 COLTON DOWELL, 2019
 RODNEY WILLIAMS II, 2020
 TYLER LARCO, 2020
 MATTHAN HATCHIE, 2021
 ZAK WALLACE, 2021
 OSHAE BAKER, 2021
 MICHAEL SHANAHAN, 2021

**EMANUEL MCNEIL****DON CHAPMAN****CJ ESTELLE**


UT MARTIN

ALL-CONFERENCE PLAYERS



DANNY WATKINS

Gulf South Conference
Defensive Player of the Year, 1976



ALVIN SMALLS

Gulf South Conference
Offensive Player of the Year, 1977




LEON REED

Gulf South Conference
Offensive Player of the Year, 1988



EMANUEL McNEIL

Gulf South Conference
Defensive Player of the Year, 1988



DON CHAPMAN

Ohio Valley Conference
Offensive Player of the Year, 2006



KEON HOWARD

Ohio Valley Conference
Offensive Player of the Year, 2021

ALL-CONFERENCE HONORS

GSC OFFENSIVE PLAYER OF THE YEAR

1977 Alvin Smalls (QB)
1988 Leon Reed (QB)

GSC DEFENSIVE PLAYER OF THE YEAR

1976 Danny Watkins (LB)
1988 Emanuel McNeil (DT)

OVC OFFENSIVE PLAYER OF THE YEAR

2006 Don Chapman (RB)
2021 Keon Howard (QB)

OVC FRESHMAN OF THE YEAR

2004 Don Chapman (RB)
2019 John Bachus III (QB)

ALL-VSAC (MEMBER 1960)

1960 Darrel Smith, FB
Wilbur Edmiston, HB
1961 Jim Love, End
Wilbur Edmiston, HB
1962 Ralph Rutland, Tackle
Butch Dean, Guard
Jim Love, End
Vernon Prather, QB
Darrel Smith, FB

ALL-MID SOUTH (MEMBER 1970)

1969 Terry Giltner, LB
1970 Mike O'Brien, OT
Mike Beeler, DB
Randy Barnes, PK
Mike Crangle, DE
Ron Schomaker, FB

ALL-GULF SOUTH FIRST TEAM (MEMBER 1971-90)

1971 Nate Holmes, RB
Terry Peppers, C
Dana Witten, E
Mike Beeler, DB
1972 Randy Barnes, PK
Jay Johnson, DE
1973 Eddie Cox, OG
1974 Johnny Wright, OT
1975 David Williams, DB
1976 Danny Watkins, LB (DPOY)
Larry Washington, RB
Jon Gentry, C
Mickey Hamilton, PK
David Williams, DB
Clay Blalack, DB
1977 Alvin Smalls, QB (DPOY)
David Williams, DB
1979 Matt Klaren, DE
Terry Meardith, DT
1980 Gary Hawkinson, C
Kenny Williams, TE
Dwayne McKinney, WR
Terry Meardith, DT
1981 Kenny Williams, DE
Dwayne McKinney, WR
Matt Klaren, DE
Terry Meardith, DT
1983 Keith Kasnic, PK
Greg Magee, LB
1987 William Mackall, WR
Emanuel McNeil, DT
Paul Randolph, LB
1988 Leon Reed, QB (DPOY)
Emanuel McNeil, DT (DPOY)
Grady Andrews, OG
William Mackall, WR/RS
1990 Robert Thomas, WR

ALL-GULF SOUTH SECOND TEAM

1975 Gary Guthrie, DB
Danny Watkins, LB
Danny Rogers, DT

1976 Alvin Smalls, QB
Dana Pecor, OG
1977 Larry Newcomb, OT
Danny Watkins, LB
Jack Chaney, DE
Ronald George, WR
Henry Williams, RB
1978 Jack Chaney, DE
Henry Aaron, TE
1979 Charlie Walker, DB
Perry Murphy, DE
Glen Wilson, DT
Matt Klaren, DE
Randy Warren, OG
David Valletto, DB
1980 Tony Champion, WR
1981 Keith Kasnic, PK
Jerry Reese, DB
Gary Ihnen, LB
Matt Klaren, DE
David Carter, P
1982 Jerry Reese, DB
Keith Kasnic, PK
Tony Burton, OT
Ki Tok Chu, PK
William Mackall, WR
Orlando Miles, LB
Paul Randolph, LB
Grady Andrews, OL
Levon Johnson, DB
Leon Reed, QB
1987 John Burch, RB
James Monds, LB
Greg Watkins, DB
1988 Benny Thompson, DB
Charles Wilson, DB

ALL-OHIO VALLEY FIRST TEAM (MEMBER SINCE 1992)

1993 Dewayne Harper, DB
Charles Malone, WR
1994 Dewayne Harper, DB
Brian Spano, LB
1995 Fred Thomas, DB
Brad Godwin, DL
2001 Lee Lawrence, OG
Nick Stamper, DL
2002 Perez Boyd, DB
2005 Don Chapman, RB
Andre Plummer, DE
2006 Don Chapman, RB (DPOY)
Alex Atkins, OG
Jessie Burton, RS
Adam Hansen, OT
Billy Krause, C
Josh Yarbrough, LB
2007 Cade Thompson, QB
2008 Mike Hicks, WR
Kevin Bannon, OL
Ray Williams, DL
Dontrell Miller, DB
Joe Gibbs, OL
Josh Bey, LB
Josh Bey, LB
Kenny Jones, TE
Michael Mancini, OL
Cody Sandlin, K



DANNY WATKINS



DEWAYNE HARPER




FRED THOMAS




JOSH BEY




DJ ROBERTS




JOHN BURCH




CHARLES MALONE



JOE GIBBS



DEREK CARR



CHARLES SWEETON

ALL-CONFERENCE HONORS

2012

Quentin Sims, WR
Montori Hughes, DL
Ben Johnson, LB

2013

DJ Roberts, DL
Ben Johnson, LB
Tony Bell, LB

2014

Charles Sweeton, OL
Tony Bell, LB

2016

Robert Burleigh, OG
Kahlid Hagens, S

2017

Kahlid Hagens, S

2019

Aries Davis, OL
Austin Pickett, DL
TJ Jefferson, LB
Jaquez Akins, S
Terry Williams, RS
Colton Dowell, WR
Jay Woods, DB
Deven Sims, S
2021
Keon Howard, QB
Peyton Logan, RB
Zak Wallace, RB
Matthan Hatchie, OC
Michael Shanahan, OT
Austin Pickett, DT
David DuBose, DE
John H. Ford II, ILB
Deven Sims, S

ALL-OHIO VALLEY SECOND TEAM

1992

Scott Stidham, WR

Joe Keating, DE

1993

J.B. Norment, OT
Tab Vowell, DB
Rob Senatore, DT

1994

Brad Godwin, DL
J.B. Norment, OT

1996

Antonio Strobridge, DE

1997

Antonio Strobridge, DE

1999

Lavante Epton, LB

2000

Nick Stamper, DL

2001

Vincent Thomas, DB

2004

Don Chapman, RB
Taurean Stephens, WR
Andre Plummer, DL
Russell Gambrell, DB
Brady Wahlberg, QB
Taurean Stephens, WR
Alex Atkins, OG
David Gilmore, LB

2005

Markeseo Jackson, LB

2006

Kevin Rondo, DB
Taylor Brown, K
Nate Wilson, DL
Joel Kilpatrick, DL

2007

Don Chapman, RB
Kevin Bannon, OL
Adam Hansen, OL
Ray Williams, DL

2008

Brandyn Young, RB
Joe Gibbs, OL
Josh Bey, LB
Adam Ivey, P

2009

Brandyn Young, RB

2010

Jeremy Buchanan, OT
Tim Cox, DL

2011

Kendal Harper, DB

2012

Quentin Sims, WR

2013

Derek Carr, QB
Jason McNair, RS
DJ Roberts, DL
Thad Williams, DB
James Satterfield, P
DJ McNeil, RB
Jeremy Butler, WR
Charles Sweeton, OL
J'Vontez Blackmon, DB

2014

Abou Toure, RB

2015

Jarod Neal, QB
Rod Wright, WR
Jackson Roberts, OT
Damani Taylor, DE
Marquis Clemons, DB
Jackson Redditt, K/P
Ben Axline, WR/TE
Kenneth Crenshaw, C
Keith Jones, DL
Damani Taylor, DL
Tae Martin, S
LaDarius Galloway, RB
Jay Murphy, DL
James Gilleylen, LB
Tae Martin, S
Peyton Logan, RB/KR
Julian Crutchfield, DL
James Gilleylen, LB
Peyton Logan, RB
Colton Dowell, TE
DaVonte Maura, DB
Donnell Williams, WR
Rodney Williams II, TE
Matthan Hatchie, OL
Jaquez Akins, Nickle
Tyler Larco, K
Colton Dowell, WR
Rondey Williams II, TE
Chris Jackson, OG
Gavin Olson, OG
Lamar Morgan, OG
Jaquez Akins, OLB
Jay Woods, DB
Shawn Shamburger, DB

2016

2017

2018

2019

2020

2021

OHIO VALLEY HONORABLE MENTION

2003

Jason Coleman, DB
Andre Plummer, DE

OHIO VALLEY ALL-NEWCOMER TEAM (since 2005)

2006

Dontrelle Miller, DB
EJ Daniel, WR

2007

Cade Thompson, QB

2008

Mike Hicks, WR

2009

Jason McNair, RB/RS

2011

Quentin Sims, WR
Ben Johnson, LB
Jeremy Butler, WR
Dylan Favre, QB
Nick Dance, LB
Damani Taylor, DE
Londell Lee, WR/PR
Peyton Logan, RB/KR
Terry Williams, WR/RS
John Bachus III, QB
Lamar Morgan, OT
Eyabi Anoma, OLB

2012

2013

2014

2015


2016

2017

2018

2019

2021



ALEX ATKINS



DJ MCNEIL




KAHLID HAGENS




JAMES GILLEYLEN



COLTON DOWELL



KEVIN BANNON



RAY WILLIAMS



MONTORI HUGHES



TAE MARTIN



JAQUEZ AKINS

OVC PLAYERS OF THE WEEK

1993

DEFENSIVE

NOV. 21 BRIAN SPANO

SPECIALIST

SEPT. 12 JOEY O'DONNELL
OCT. 24 BUBBA BEASLEY

NEWCOMER

OCT. 10 JASON GRIFFIN

1994

OFFENSIVE

SEPT. 4 CHARLES GAMBLE

SPECIALIST

NOV. 6 DEWAYNE HARPER

NEWCOMER

OCT. 16 TODD MATHER

1995

OFFENSIVE

OCT. 1 JEFF McCRONE

DEFENSIVE

OCT. 15 FRED THOMAS

SPECIALIST

SEPT. 24 FRED THOMAS

NEWCOMER

OCT. 15 JEFF McCRONE

1996

NEWCOMER

OCT. 20 SHANE COWAN
NOV. 3 ADAM JOYNER

1997

DEFENSIVE

NOV. 16 COREY COBB

SPECIALIST

OCT. 5 DARRIEL RUFFIN
OCT. 26 TERRANCE SMITH

NEWCOMER

SEPT. 21 DARRIEL RUFFIN
OCT. 12 DARRIEL RUFFIN
OCT. 26 TYRONE BUTTERFIELD

2002

DEFENSIVE

NOV. 9 PEREZ BOYD

SPECIALIST

SEPT. 7 BRENT HARRIS

2003

OFFENSIVE

OCT. 4 BRADY WAHLBERG

2004

OFFENSIVE

OCT. 30 DON CHAPMAN

SPECIALIST

OCT. 2 RAYVON SIMS

NEWCOMER

SEPT. 4 DON CHAPMAN
SEPT. 18 DON CHAPMAN
OCT. 30 DON CHAPMAN

2005

OFFENSIVE

SEPT. 4 BRADY WAHLBERG
SEPT. 18 BRADY WAHLBERG
NOV. 20 DON CHAPMAN

DEFENSIVE

SEPT. 25 JASON COLEMAN
OCT. 9 DAVID GILMORE

SPECIALIST

OCT. 9 TAYLOR BROWN

NEWCOMER

OCT. 9 DANTE HARROLD

2006

OFFENSIVE

NOV. 5 DON CHAPMAN
NOV. 12 DON CHAPMAN

DEFENSIVE

OCT. 22 MARKESEO JACKSON
OCT. 29 KEVIN RONDO

SPECIALIST

NOV. 5 JESSIE BURTON

NEWCOMER

SEPT. 17 MARCUS DAWSON
SEPT. 24 E.J. DANIEL

2007

OFFENSIVE

NOV. 11 DON CHAPMAN

DEFENSIVE

SEPT. 2 DONTRELL MILLER
NOV. 18 CRAIG WORTHEN

NEWCOMER

OCT. 28 CADE THOMPSON
NOV. 11 CADE THOMPSON

2008

OFFENSIVE

OCT. 12 BRANDYN YOUNG

DEFENSIVE

SEPT. 28 DONTRELL MILLER

SPECIALIST

SEPT. 7 JAMAAL AKBAR

NEWCOMER

SEPT. 14 DARYL BOURNE
SEPT. 21 MIKE HICKS

2009

OFFENSIVE

NOV. 8 BRANDYN YOUNG

NEWCOMER

SEPT. 6 JASON MCNAIR
SEPT. 27 JAMAL YOUNG
OCT. 25 JASON MCNAIR

2010

DEFENSIVE

SEPT. 19 DARRIN NALLS

SPECIALIST

OCT. 31 JOE HOOK

NEWCOMER

SEPT. 19 CJ ESTELLE

2011

OFFENSIVE

OCT. 9 DEREK CARR

DEFENSIVE

OCT. 9 BEN JOHNSON
OCT. 23 MONTORI HUGHES

2012

OFFENSIVE

OCT. 14 DEREK CARR
NOV. 4 DEREK CARR
NOV. 18 QUENTIN SIMS

DEFENSIVE

OCT. 14 THAD WILLIAMS
OCT. 21 DJ ROBERTS

SPECIALIST

SEPT. 2 CODY SANDLIN
OCT. 7 KEVIN BARFIELD

NEWCOMER

OCT. 14 JEREMY BUTLER
NOV. 11 JEREMY BUTLER

2013

DEFENSIVE

SEPT. 15 J'VONTEZ BLACKMON
NOV. 3 TONY BELL
NOV. 17 BEN JOHNSON

SPECIALIST

NOV. 17 JACKSON REDDITT

NEWCOMER

SEPT. 15 DYLAN FAVRE

2014

OFFENSIVE

NOV. 2 ABOU TOURE

DEFENSIVE

NOV. 23 WALTER EVANS

SPECIALIST

NOV. 23 JACKSON REDDITT

2015

OFFENSIVE

SEPT. 27 JAROD NEAL
OCT. 25 JAROD NEAL

SPECIALIST

SEPT. 13 JACKSON REDDITT

2016

DEFENSIVE

SEPT. 4 KAHLID HAGENS
OCT. 30 JAMES GILLEYLEN
NOV. 6 KAHLID HAGENS
NOV. 13 KAHLID HAGENS

SPECIALIST

SEPT. 11 LONDELL LEE
OCT. 16 MITCH MERSMAN

2017

OFFENSIVE

SEPT. 10 LADARIUS GALLOWAY
SEPT. 17 TROY COOK
SEPT. 24 LADARIUS GALLOWAY

DEFENSIVE

SEPT. 17 ANTHONY BROWN

SPECIALIST

OCT. 22 PEYTON LOGAN

NEWCOMER

SEPT. 10 LADARIUS GALLOWAY
SEPT. 24 LADARIUS GALLOWAY
NOV. 5 DRESSER WINN
NOV. 19 DRESSER WINN

2018

OFFENSIVE

SEPT. 9 DRESSER WINN

DEFENSIVE

SEPT. 23 GARRETT WALL

2019

OFFENSIVE

OCT. 13 JOHN BACHUS III
NOV. 3 JOHN BACHUS III

DEFENSIVE

SEPT. 1 WAYNA MOTON
OCT. 6 TJ JEFFERSON
NOV. 3 CECIL CHERRY

SPECIALIST

SEPT. 1 TERRY WILLIAMS
OCT. 13 RYAN COURTRIGHT
NOV. 3 TERRY WILLIAMS

NEWCOMER

SEPT. 29 JOHN BACHUS III
OCT. 13 JOHN BACHUS III
NOV. 3 JOHN BACHUS III
NOV. 17 JOHN BACHUS III

2020

DEFENSIVE

APR. 13 TAKEEM YOUNG

SPECIALIST

MARCH 2 DRESSER WINN
MARCH 23 TYLER LARCO
APR. 13 TYLER LARCO

2021

OFFENSIVE

SEPT. 12 PEYTON LOGAN
SEPT. 19 PEYTON LOGAN
SEPT. 26 KEON HOWARD
OCT. 10 KEON HOWARD
OCT. 17 ZAK WALLACE
NOV. 7 ZAK WALLACE

DEFENSIVE

SEPT. 12 D'CARRIOUS STEPHENS
SEPT. 19 JOHN H. FORD II
OCT. 17 D'CARRIOUS STEPHENS
OCT. 31 EYABI ANOMA

SPECIALIST


SEPT. 5 TYLER LARCO
SEPT. 26 TYLER LARCO

NEWCOMER

SEPT. 5 KEON HOWARD
SEPT. 12 KEON HOWARD
SEPT. 26 ZOE ROBERTS
OCT. 10 ZAK WALLACE
OCT. 17 ZAK WALLACE
OCT. 24 KEON HOWARD
OCT. 31 EYABI ANOMA
NOV. 7 KEON HOWARD
NOV. 14 KEON HOWARD

1967 NATIONAL

CHAMPIONS



TANGERINE BOWL

Atlantic Coast College Division Championship
December 16, 1967

UT Martin 25, West Chester State 8

ORLANDO, Fla. – Making its first-ever bowl game appearance in school history, UT Martin easily rolled past West Chester State (Pa.) 25-8 in the 1967 Tangerine Bowl, the Atlantic Coast College Division Championship.

A strong defensive effort led by 6-6 defensive end **Gordon Lambert** produced two safeties and limited the Rams to just 17 yards rushing. West Chester, billed as the top small college team in the East, was the winner of the Lambert Cup. West Chester had averaged 40 points a game in the regular season.

Errol Hook a 155-pound quarterback, made his first start of the season. He set up the first TD and ran four yards for the finale. He was the game's leading rusher with 73 yards.

Played mostly in the rain, UT Martin had 314 yards total offense. UT Martin led 18-8 at the half. The only West Chester score came from a long punt return.

Gene Sides booted a school-record 69-yard punt in the contest.



West Chester State	0	8	0	0	8
UT Martin	9	9	0	7	25

UTM - Jim Wiggins 2-yard run (PAT)

UTM - Gordon Lambert safety

WCS - Dunkleberger 74-yard punt return


UTM - Gary Capers 20-yard pass from Allan Cox (PAT)

UTM - Lambert safety

UTM - Errol Hook 4-yard run (PAT)

Attendance: 5,500

	WCS	UTM
First Downs	14	20
Yards Rushing	17	145
Yards Passing	169	169
Passes	18-35-2	12-32-1
Return Yardage	300	87
Punts	7-35	7-42
Yards Penalized	96	88



Above: Errol Hook (13) rushed for 73 yards in the 1967 Tangerine Bowl.



Left: Allan Cox (10) had no trouble running through the West Chester State defense.

1988 GULF SOUTH

CHAMPIONS

THIS IS UT MARTIN

COACHING STAFF


MEET THE SKYHAWKS

SEASON PREVIEW

YEAR IN REVIEW

RECORD BOOK

165



NCAA DIVISION II PLAYOFFS

First Round

November 14, 1988

UT Martin 23, Butler 6

MARTIN – UT Martin was successful in its first-ever NCAA Division II Playoff appearance, defeating visiting Butler University of Indianapolis, Ind., in a rain-soaked contest.

A crowd of almost 5,000 braved the inclement weather to cheer the game in the historic contest. A steady rain fell throughout the game on the Pacer Stadium turf, which had been soaked by more than five inches of rain.

The Pacer defense limited the nation's Division II leading rusher and scorer Steve Roberts to 70 yards on 25 attempts. The front four, led by **Emanuel McNeil**, **Jerome Rinehart** and **Sam Dudley** kept constant pressure on the Bulldogs.

The Pacers' run 'n' shoot offense was slowed by the weather. After a scoreless first quarter, UTM posted a strong second frame. **Leon Reed** fired a 34-yard strike to **Andre Langley** and

Ki Tok Chu added field goals of 44 and 49 yards. UTM kept control in the second half. The only Butler points came following a fumble by reserve quarterback **Mitch Lowery** at his own 23.

Butler	0	0	0	6	6
UT Martin	0	13	3	7	23

UTM - Andre Langley 34-yard pass from Leon Reed (PAT)

UTM - FG Chu 44-yards

UTM - FG Chu 49-yards

UTM - FG Chu 31-yards

UTM - Scottie Mitchell 6-yard run (PAT)

BU - John Barron 23-yard pass from Ron Kiolbassa (kick blocked)

Attendance: 5,000

	BU	UTM
First Downs	9	16
Yards Rushing	31-35	34-49
Yards Passing	154	240
Passes	12-23-4	23-44-0
PUNTS	10-34	9-37
FUMBLES	4-2	3-2
Yards Penalized	5/45	10/75

Second Round

November 26, 1988

Texas A&M-Kingsville 34, UT Martin 0

KINGSVILLE, Texas -- Host Texas A&M - Kingsville put on a flawless exhibition in ending the Pacers' hopes in a quarterfinal playoff game.

The Pacers were guilty of five turnovers while the Javelinas played error-free football, much to the delight of the partisan and sun-baked crowd. The temperature at kickoff was 95 degrees.

Tailback Johnny Bailey would win a total of three Division II Player of the Year Awards, but it was hard-running fullback Heath Sherman who did the damage. Sherman ran for four TD's.

UT Martin	0	0	0	0	0
Texas A&M - Kingsville	14	7	0	13	34

A&I - Heath Sherman 2-yard run (Jason Curlee kick)

A&I - Sherman 26-yard run (Curlee kick)


A&I - Sherman 13-yard run (Curlee kick)

A&I - Johnny Bailey 8-yard run (Curlee kick)

A&I - Sherman 12-yard run (run failed)


Attendance: 12,000

	A&I	UTM
First Downs	19	12
Yards Rushing	59-278	33-129
Yards Passing	108	132
Passes	8-17-0	13-33-2
Punts	9-42	9-39
Fumbles	2-0	6-3
Yards Penalized	9/66	4/25




Top: Poster from UT Martin vs. Butler First Round match-up.

Bottom: Andre Langley catches and runs for a 34-yard touchdown against Butler.



2006 OHIO VALLEY

CHAMPIONS



NCAA DIVISION I PLAYOFFS

UT Martin	14	7	6	3	30
Southern Illinois	0	7	14	15	36

UTM - Don Chapman 1-yard run (PAT)

UTM - Jack Greenwood 51-yard interception return (PAT)

SIU - Arkee Whitlock 1-yard run (PAT)

UTM - Justin Glover 4-yard pass from Greg Preston (PAT)

UTM - Don Chapman 13-yard run

SIU - Arkee Whitlock 11-yard run (PAT)

SIU - Arkee Whitlock 47-yard run (PAT)

SIU - Arkee Whitlock 1-yard run (PAT)

UTM - Taylor Brown 34-yard field goal

SIU - Alan Turner 45-yard pass from Nick Hill (2 PT Conv.)

Attendance- 5694

	SIU	UTM
First Downs	20	17
Yards Rushing	45-221	42-162
Yards Passing	129	137
Passes	8-14-1	10-16-1
PUNTS	4	4
FUMBLES	0	1
Yards Penalized	5-52	5-40

First Round November 26, 2006

Southern Illinois 36, UT Martin 30

CARBONDALE, III. - No. 12 UT Martin was 57 seconds from advancing to the second round of the Football Championship when Southern Illinois rallied for a 36-30 victory over the visiting Skyhawks.

UT Martin finished the season with a 9-3 slate, a share of the Ohio Valley Conference championship and its first-ever appearance in the Division I Football Championship.

The Skyhawks built an early lead by taking advantage of freshman quarterback **Greg Preston**'s arm. Preston set up one touchdown with a 51-yard strike and then hooked up with **Justin Glover** for a touchdown. The Skyhawks led 21-7 at the half.

SIU's Arkee Whitlock took over in the third quarter rushing for 112 yards and two touchdowns. He added another touchdown in the fourth quarter giving the Salukis a 28-27 lead. Whitlock ended the game with 207 rushing yards and four touchdowns against the Skyhawks.

The Skyhawks took a 30-28 lead with four minutes left in the game when **Taylor Brown** hit a 34-yard field goal. However, Salukis quarterback Nick Hill answered when he hit Alan Turner for a 45-yard touchdown in the final minute of the game. SIU added a two-point conversion and claimed the victory.



2021 OHIO VALLEY

CHAMPIONS

THIS IS UT MARTIN

COACHING STAFF


MEET THE SKYHAWKS

SEASON PREVIEW

YEAR IN REVIEW

RECORD BOOK

167



NCAA DIVISION I PLAYOFFS

First Round

November 27, 2021

No. 13 UT Martin 32, No. 10 Missouri State

SPRINGFIELD, Mo. – UT Martin picked up its first playoff victory in its Division I history with a 32-31 road victory over Missouri State in the first round of the NCAA Football Championship Subdivision playoffs.

The Skyhawk defense forced six turnovers in the contest while Dresser Winn connected with Donnell Williams for a game-winning 37-yard touchdown with 3:36 to play which proved to be the difference in the game.

With the win, head coach Jason Simpson earned his 100th career victory and the team's first playoff victory during the Division I FCS Era (since 1992).

UT Martin	3	16	7	6	32
Missouri State	7	10	14	0	31

UTM - Larco 33 yard FG

MSU - Tiavaasue 4-yard pass from Shelley (Pizano kick)

UTM - Roberts 6-yard pass from Winn (Larco kick blocked)

MSU - Little 2-yard run (Pizano kick)

UTM - Logan 14-yard run (Larco kick)

UTM - Larco 26 yard FG

MSU - Pizano 47 yard FG

MSU - Latulas 4-yard pass from Shelley (Pizano kick)

UTM - Wallace 14-yard run (Larco kick)

MSU - Lane 29-yard pass from Shelley (Pizano kick)

UTM - Williams, D. 37-yard pass from Winn (2pt failed)

Attendance: 5,072

	MSU	UTM
First Downs	17	19
Yards Rushing	30-119	35-89
Yards Passing	279	272
Passes	22-42-3	23-43-1
Punts	6-282	9-371
Fumbles	4-3	2-0
Yards Penalized	5/60	5/50

First Round

December 4, 2021

No. 8 Montana State 26, No. 13 UT Martin 7

BOZEMAN, Montana - UT Martin never got its offense clicking against eventual national-runner up Montana State in the second round of the NCAA Football Championship Subdivision playoffs.

UT Martin's lone score came on a forced fumble by John H. Ford II and a 68-yard fumble recovery which they which he returned for a touchdown.

The Skyhawks finished the championship campaign with a 10-3 overall mark after going 5-1 in OVC play.

UT Martin	0	7	0	0	0
Montana State	0	10	3	13	26

MSU - Mellott 1-yard run (Glessner kick)

MSU - Glessner 34 yard FG

UTM - Woods 68-yard fumble recovery (Larco kick)

MSU - Glessner 30 yard FG

MSU - Mellott 73-yard run (Glessner kick failed)

MSU - Ifanse 17-yard run (Glessner kick)

Attendance: 15,327

	MSU	UTM
First Downs	26	11
Yards Rushing	60-387	26-66
Yards Passing	51	112
Passes	8-20-0	16-31-1
Punts	2-77	7-279
Fumbles	1-1	2-0
Yards Penalized	2-10	5-28





In July 2007, the Nashville Sports Council and the Ohio Valley Conference announced the creation of the Sergeant York Trophy which goes to the winner of the quadrangular season football series between the four Ohio Valley Conference schools located in the state of Tennessee – Austin Peay State University, University of Tennessee at Martin, Tennessee State University and Tennessee Technological University.

The award is the only traveling trophy that involves four teams in college sports; there are three others that involve three teams, including the Commander in Chief's Trophy which has been contested between Air Force, Army and Navy annually since 1972.

The award is presented by Delta Dental of Tennessee.

In a close race, Tennessee State and Austin Peay shared the inaugural award, finishing with identical 2-1 records in 2007. Tennessee State took the trophy home with it thanks to a one-point victory in overtime over the Governors; that game was decided by a blocked extra point by NFL First Round Draft Pick Dominique Rodgers-Cromartie.

The award is named in honor of Alvin C. York, the most noted Soldier of World War I. As a corporal in the 2nd battalion, 328th Infantry, in the Battle of the Meuse River-Argonne (Oct. 8, 1918), York and seven other soldiers captured 132 prisoners, was promoted to sergeant and received the Distinguished Service Cross, the French Croix de Guerre, the French Legion of Honor, the Croce di Guerra of Italy and the War Medal of Montenegro. Upon his return to the United States in 1919, he was bestowed the Congressional Medal of Honor.

Following the war York returned his home in Pall Mall, Tenn. (located in north central Tennessee, 55 miles northeast of Cookeville) where he dedicated his life to improving education and facilitating educational opportunities for children in the state of Tennessee. In 1927 he established the Alvin C. York Institute after spending several years raising money for the school which opened as a private institution. That school was established, in part, to provide educational opportunities denied to the boys and girls of Fentress County. In 1937, the Institute became a state special school after an appeal to the Tennessee State Legislature. The school, located in Jamestown, Tennessee, is still in operation today.

York died on Sept. 2, 1964 and the foundation which he helped establish in 1920 – The Sergeant York Patriotic Foundation – was dormant for many years. The Foundation was re-established by Lipscomb Davis, Jr. in 1992 and is currently run by Sgt. York's grandson Gerald (U.S. Army Colonel, Retired). York's papers are archived by Michael E. Birdwell, Ph.D., who is an associate professor of history at Tennessee Technological University, one of the four institutions that will compete for the yearly honor.

After the completion of the football season, the Sergeant York Trophy is awarded to the institution with the best head-to-head record in the matchups with their fellow Tennessee schools. In the event of a tie, the award is shared; however, the previous winner will retain the trophy if they are part of the tie. If the tie is between two other institutions, the trophy will go to the institution that has gone the most seasons without winning the trophy.

SGT. YORK GAME RECORDS

TEAM	
Points:	61 - UT Martin vs. Austin Peay (10/8/11)
Total Offensive Yards:	644 - Austin Peay vs. Tennessee State (11/5/16)
First Downs:	36 - Tennessee Tech vs. Tennessee State (10/15/11)
Rushing Yards:	423 - Austin Peay vs. Tennessee Tech (11/4/17)
Rushing Attempts:	63 - Tennessee State vs. Austin Peay (9/15/07)
Rushing Touchdowns:	6 - Austin Peay vs. Tennessee State (10/6/18)
Passing Yards:	422 - UT Martin vs. Tennessee Tech (11/10/12)
Passing Attempts:	58 - Tennessee Tech vs. Tennessee State (10/15/11)
Passing Touchdowns:	6 - UT Martin vs. Austin Peay (10/8/11)
Completions:	35 - UT Martin vs. Tennessee Tech (11/10/12)
Interceptions:	3 - Done 9 Times
INT Return Yards:	92 - Tennessee State vs. Tennessee Tech (10/31/09)
Fumbles Lost:	4 - Tennessee State vs. Austin Peay (10/6/18)
Fumble Recoveries:	4 - Tennessee State vs. Austin Peay (10/6/18)
Sacks:	8 - UT Martin vs. Tennessee Tech (10/3/15)
Turnovers Committed:	5 - Done 4 Times
Penalites:	19 - UT Martin vs. Tennessee State (10/19/13)
Penalty Yards:	167 - Tennessee State vs. Austin Peay (11/8/14)
INDIVIDUAL	
Rushing Yards:	227 - Brian Snead, APSU vs. TSU (2/28/21)
Rushing Attempts:	35 - Don Chapman, UTM vs. TSU (11/17/07)
Rushing Touchdowns:	4 - Javarris Williams, TSU vs. UTM (11/17/07)
Longest Rush:	84 - Ladarius Vanlier, TTU vs. APSU (11/22/14) 84 - Ronald Butler, TSU vs. APSU (11/5/16)
Passing Yards:	422 - Derek Carr, UTM vs. TTU (11/10/12)
Passing Attempts:	58 - Tre Lamb, TTU vs. TSU (10/15/11)
Completions:	35 - Derek Carr, UTM vs. TTU (11/10/12)
Passing Touchdowns:	6 - Derek Carr, UTM vs. APSU (10/8/11)
Longest Pass:	84 - Jeremy Perry, TSU vs. TTU (10/23/10)
Most Interceptions:	3 - Done 5 Times
Receiving Yards:	198 - Ben Axline, UTM vs. APSU (10/8/16)
Receptions:	13 - Jeremy Butler, UTM at TTU (11/10/12)
Receiving Touchdowns:	3 - Done 10 Times
Longest Reception:	84 - Calvin McNairI, TSU vs. TTU (10/23/10)
Field Goals Made:	5 - Jamin Godfrey, TSU vs. TTU (10/27/12)
Longest Field Goal:	57 - Lane Clark, TSU vs. UTM (10/1/16) 57 - Nick Madonia, TTU vs. TSU (11/12/16)
Punts:	10 - Jonathan King, TTU vs. UT Martin (10/3/15) 10 - Matt Rigney, APSU vs. TSU (2/28/21)
Longest Punt:	73 - James Satterfield, UTM vs. TTU (11/10/12)
Punt Return Yards:	107 - CJ Estelle, UTM vs. APSU (11/6/10)
Longest Punt Return:	76 - CJ Estelle, UTM vs. APSU (10/8/11)
Kick Return Yards:	243 - Terrence Holt, APSU vs. UTM (11/21/09)
Longest Kick Return:	100 - Weldon Garlington, TSU vs. APSU (10/1/11)
All-Purpose Yards:	312 - Terrence Holt, APSU vs. UTM (11/21/09)
Interceptions:	2 - Done Eight Times
Tackles:	20 - Corey Reed, TTU vs. UTM (10/16/08)
Sacks:	2.5 - Antonio Harper, TSU vs. TTU (10/15/11) 2.5 - Antonio Harper, TSU at UTM (10/19/13) 2.5 - Damani Taylor, UTM vs. TTU (10/3/15) 2.5 - Jaison Williams, APSU vs. UTM (9/30/17) 2.5 - TJ Jefferson, UTM at TTU (10/12/19)

SGT. YORK TROPHY

2007

Sept. 15	Tennessee State 33, @ Austin Peay 32 (OT)
Sept. 22	@ Austin Peay 17, UT Martin 14
Sept. 27	Tennessee Tech 13, @ UT Martin 10
Oct. 6	Austin Peay 30, @ Tennessee Tech 27
Oct. 11	Tennessee State 45, @ Tennessee Tech 28
Nov. 17	UT Martin 43 , @ Tennessee State 38

2008

Sept. 20	UT Martin 31 , @ Austin Peay 17
Oct. 4	Tennessee State 30, @ UT Martin 27 (OT)
Oct. 16	UT Martin 35 , @ Tennessee Tech 7
Oct. 18	@ Tennessee State 37, Austin Peay 34
Oct. 25	@ Austin Peay 31, Tennessee Tech 28
Nov. 1	@ Tennessee State 41, Tennessee Tech 14

2009

Oct. 3	@ Tennessee Tech 31, Austin Peay 23
Oct. 10	Tennessee Tech 35, @ UT Martin 28
Oct. 31	@ Tennessee Tech 20, Tennessee State 13
Nov. 7	UT Martin 28 , @ Tennessee State 7
Nov. 14	@ Austin Peay 24, Tennessee State 21
Nov. 21	@ UT Martin 48 , Austin Peay 38

2010

Sept. 18	Austin Peay 26, @ Tennessee State 23
Sept. 30	UT Martin 27 , @ Tennessee Tech 24
Oct. 9	Tennessee Tech 34, @ Austin Peay 21
Oct. 23	Tennessee Tech 21, @ Tennessee State 10
Nov. 6	UT Martin 28 , @ Austin Peay 12
Nov. 13	@ UT Martin 37 , Tennessee State 0

2011

Oct. 1	@ Austin Peay 37, Tennessee State 34
Oct. 1	Tennessee Tech 34, @ UT Martin 31
Oct. 8	@ UT Martin 61 , Austin Peay 23
Oct. 15	Tennessee State 42, @ Tennessee Tech 40
Nov. 12	@ Tennessee State 35, UT Martin 30
Nov. 19	@ Tennessee Tech 49, Austin Peay 7

2012

Sept. 15	@ Tennessee State 34, Austin Peay 14
Sept. 22	UT Martin 31 , @ Austin Peay 6
Oct. 27	@ Tennessee State 22, Tennessee Tech 21
Nov. 10	@ Tennessee Tech 45, UT Martin 44 (OT)
Nov. 17	@ Austin Peay 38, Tennessee Tech 31
Nov. 17	@ UT Martin 35 , Tennessee State 26

2013

Sept. 21	Tennessee State 41, @ Tennessee Tech 21
Oct. 10	UT Martin 28 , @ Tennessee Tech 17
Oct. 19	Tennessee State 29, @ UT Martin 15
Oct. 26	UT Martin 38 , @ Austin Peay 14
Nov. 9	@ Tennessee State 31, Austin Peay 6
Nov. 23	@ Tennessee Tech 34, Austin Peay 0

2014

Sept. 20	@ Tennessee State 10, Tennessee Tech 7
Oct. 9	@ UT Martin 17 , Tennessee Tech 10
Oct. 18	UT Martin 21 , @ Tennessee State 16
Oct. 25	@ UT Martin 37 , Austin Peay 7
Nov. 8	Tennessee State 31, @ Austin Peay 27
Nov. 22	Tennessee Tech 41, @ Austin Peay 15

2015

Oct. 3	UT Martin 31 , @ Tennessee Tech 17
Oct. 10	@ UT Martin 28 , Tennessee State 14
Oct. 17	UT Martin 44 , @ Austin Peay 14
Oct. 31	@ Tennessee State 20, Austin Peay 6
Nov. 14	@ Tennessee Tech 42, Austin Peay 24
Nov. 21	@ Tennessee Tech 30, Tennessee State 24

2016

Sept. 10	Tennessee Tech 41, @ Austin Peay 7
Sept. 24	@ UT Martin 44 , Tennessee Tech 23
Oct. 1	@ Tennessee State 34, UT Martin 30
Oct. 8	@ UT Martin 45 , Austin Peay 31
Nov. 5	Tennessee State 41, @ Austin Peay 40
Nov. 12	Tennessee Tech 44, @ Tennessee State 16

2017

Sept. 23	@ UT Martin 31 , Tennessee State 16
Sept. 30	@ Austin Peay 7, UT Martin 0
Oct. 14	Austin Peay 21, @ Tennessee State 17
Oct. 28	@ Tennessee Tech 30, Tennessee State 26
Nov. 4	Austin Peay 35, @ Tennessee Tech 28
Nov. 18	UT Martin 24 , @ Tennessee Tech 0

2018

Sept. 22	@ UT Martin 37 , Austin Peay 7
Oct. 6	@ Austin Peay 49, Tennessee State 34
Oct. 20	@ Tennessee State 41, Tennessee Tech 14
Oct. 27	@ Austin Peay 41, Tennessee Tech 10
Nov. 10	@ UT Martin 38 , Tennessee Tech 13
Nov. 17	@ Tennessee State 31, UT Martin 28 (OT)

2019

Oct. 12	UT Martin 55 , @ Tennessee Tech 14
Oct. 19	@ Tennessee State 26, Austin Peay 24
Oct. 26	Austin Peay 58, @ Tennessee Tech 21
Nov. 9	@ Austin Peay 38, UT Martin 24
Nov. 16	@ UT Martin 28 , Tennessee State 7
Nov. 23	Tennessee State 37, @ Tennessee Tech 27

2020

Feb. 21	@ Tennessee Tech 27, Austin Peay 21
Feb. 28	@ Austin Peay 27, Tennessee State 20
March 21	UT Martin 37 , @ Austin Peay 34
March 28	@ Tennessee State 26, UT Martin 24
Apr. 3	@ Tennessee Tech 24, Tennessee State 10
Apr. 11	@ UT Martin 40 , Tennessee Tech 7

2021

Oct. 16	@ Tennessee State 20, Tennessee Tech 13 (OT)
Oct. 30	@ UT Martin 17, Austin Peay 16
Nov. 6	@ UT Martin 41, Tennessee State 20
Nov. 13	UT Martin 42, @ Tennessee Tech 3
Nov. 13	Austin Peay 36, @ Tennessee State 7
Nov. 20	@ Austin Peay 48, Tennessee Tech 20

ALL-TIME RECORD IN SGT. YORK TROPHY GAMES

Austin Peay	17-28
Tennessee State	23-22
Tennessee Tech	18-27
UT Martin	32-13

UT Martin at home: 16-5

UT Martin on the road: 16-8

SGT. YORK TROPHY WINNERS

- 2007 - Tennessee State*, Austin Peay
- 2008 - Tennessee State
- 2009 - Tennessee Tech
- 2010 - UT Martin
- 2011 - Tennessee State*, Tennessee Tech
- 2012 - Tennessee State*, UT Martin
- 2013 - Tennessee State
- 2014 - UT Martin
- 2015 - UT Martin
- 2016 - UT Martin*, Tennessee State, Tennessee Tech
- 2017 - Austin Peay
- 2018 - Austin Peay*, Tennessee State, UT Martin
- 2019 - Austin Peay*, Tennessee State, UT Martin
- 2020 - Tennessee Tech*, UT Martin
- 2021 - UT Martin

*Took home the trophy due to winning the tiebreaker

UT MARTIN FOOTBALL IN THE PROFESSIONAL RANKS



NATIONAL FOOTBALL LEAGUE

Player	Pos.	Team	Years
Tony Bell	LB	Tennessee Titans	2015
*John Burch	RB	Phoenix Cardinals	1989
Jeremy Butler	WR	Baltimore Ravens	2014-15
		San Diego Chargers	2016
		Buffalo Bills	2017
Tony Champion	WR	San Diego Chargers	1987
		Green Bay Packers	1990
Ed Cochran	OG	Miami Dolphins	1969
*Mike Crangle	DE	New Orleans Saints	1972
Sam Dudley	DE	Seattle Seahawks	1989
Joseph Este	S	Tennessee Titans	2017
Bobby Fowler	RB	New York Jets	1962
Ronald George	WR	New Orleans Saints	1978
Joe Gibbs	OT	St. Louis Rams	2010
		Green Bay Packers	2012
Mickey Hamilton	PK	Pittsburgh Steelers	1977
Bobby Hayes	RB	Denver Broncos	1968
Nate Holmes	RB	Miami Dolphins	1973
Cedric Hosea	RB	Seattle Seahawks	1988
		San Diego Chargers	1989
*Montori Hughes	DT	Indianapolis Colts	2013-15
		New York Giants	2016
		Kansas City Chiefs	2017
Ben Johnson	LB	Kansas City Chiefs	2014
Corey Jordan	TE	Jacksonville Jaguars	2015
Gordon Lambert	DE	Denver Broncos	1968-69
Andre Langley	WR	Phoenix Cardinals	1989
*Ron Lewellen	DT	Oakland Raiders	1967
*William Mackall	WR	Indianapolis Colts	1989
*Emanuel McNeil	DT	New England Patriots	1989
		New York Jets	1990
Paul Manard	LB	Houston Oilers	1973
Jaylon Moore	WR	Baltimore Ravens	2020-22
*Julian Nunamaker	DT	Buffalo Bills	1968-72
Terry Peppers	C	Dallas Cowboys	1972
Jimmy Randolph	DB	Pittsburgh Steelers	1978
Paul Randolph	LB	Kansas City Chiefs	1988
*Jerome Rinehart	DE	New York Giants	1989
DJ Roberts	DE	Baltimore Ravens	2014
Gene Sides	P	Houston Oilers	1968
Quentin Sims	WR	New England Patriots	2013
Nick Stamper	DB	Baltimore Ravens	2003
Charles Sweeton	OT	Denver Broncos	2015
*Joe Taffoni	OG	Cleveland Browns	1967-70
		New York Giants	1972-73
Brett Thompson	TE	Pittsburgh Steelers	2017
Jim Thornhill	DT	Cleveland Browns	1972
Fred Thomas	DB	Seattle Seahawks	1996-99
		New Orleans Saints	2000-07
Abou Toure	RB	Indianapolis Colts	2015
		Arizona Cardinals	2015
		Pittsburgh Steelers	2016
Danny Watkins	LB	Oakland Raiders	1978
Caylon Weathers	WR	Chicago Bears	2017
*David Williams	DB	Atlanta Falcons	1978
Donnell Williams	WR	Tennessee Titans	2022
		Washington Commanders	2022
Rodney Williams II	TE	Denver Broncos	2022
Dana Witten	WR	Pittsburgh Steelers	1978

*Draft selections, others signed as free agents



NFL DRAFT HISTORY

Player	Year	Round	Pick	Team
Joe Taffoni	1967	4th	98	Cleveland Browns
Gordon Lambert	1968	4th	91	Denver Broncos
Julian Nunamaker	1969	3rd	53	Buffalo Bills
Mike Crangle	1972	4th	85	New Orleans Saints
David Williams	1978	8th	216	Atlanta Falcons
John Burch	1989	8th	207	Phoenix Cardinals
William Mackall	1989	9th	239	Indianapolis Colts
Emanuel McNeil	1989	10th	267	New England Patriots
Jerome Rinehart	1989	11th	299	New York Giants
Fred Thomas	1996	2nd	47	Seattle Seahawks
Montori Hughes	2013	5th	139	Indianapolis Colts



CANADIAN FOOTBALL LEAGUE

Player	Pos.	Team	Years
Romel Andrews	DE	Hamilton Tiger-Cats	1986-87, 90-95
Mark Calixte	LB	Calgary Stampeders	2003
Tony Champion	WR	Hamilton Tiger-Cats	1985-88, 90-92
Joseph Este	S	Winnipeg Blue Bombers	2019
Mark Guy	WR	Saskatchewan Roughriders	1989-90
Keon Howard	QB	Edmonton Elks	2022
Ernest Jackson	WR	Winnipeg Blue Bombers	1989
Peyton Logan	RB	Calgary Stampeders	2022
*Emanuel McNeil	DT	Winnipeg Blue Bombers	1991-92
Paul Randolph	LB	Winnipeg Blue Bombers	1989-95
		Montreal Alouettes	1996-97
Leon Reed	QB	Winnipeg Blue Bombers	1989-94
*Jerome Rinehart	DE	Winnipeg Blue Bombers	1989-92
Larry Washington	RB	Edmonton Eskimos	1977-80
Terry Williams	WR	Ottawa Redblacks	2021-22



ARENA FOOTBALL LEAGUE

Player	Pos.	Team	Years
*John Burch	RB	Raleigh-Durham Skyhawks (WLAF)	1991
Hunter Carter	LB	Jacksonville Sharks (W)	1974
Andre Langley	WR	Detroit Drive (A)	1992-93
		Mass Marauders (A)	1994
		Charlotte Rage (A)	1995-96

(W) World Football League
(WLAF) World League of American Football
(A) Arena Football League





NFL CONNECTION: JERRY REESE

Former New York Giants Senior VP and General Manager

Jerry Reese spent 11 seasons as the Giants' Senior Vice President and General Manager. Reese was one of the most successful general managers in the NFL. His first eight seasons as head of the franchise's football operations included victories in Super Bowls XLII and XLVI, a 88-72 regular season record and an 8-2 postseason mark. During his tenure the Giants won two NFC East championships, earned three postseason berths and finished .500 or better in six consecutive seasons.

Reese was named the Giants' Senior Vice President and General Manager on Jan. 16, 2007. He succeeded Ernie Accorsi, who had held the positions for nine years before retiring. Reese has been a member of the Giants organization since 1994. Prior to becoming the G.M., he spent four seasons as the team's Director of Player Personnel. Reese coordinated the Giants' college scouting, was in charge of the team's draft preparation and ran the draft room as the players were selected. When Accorsi retired, the team's ownership selected Reese as the team's third general manager since 1979, when the late George Young assumed the position. Young held the position until 1997, when Accorsi took over. Accorsi, who had helped convince Reese to leave college scouting and join the pro personnel department of the Giants, promoted him and championed his cause.

The selection of Reese was historic, as he was the third African-American general manager in NFL history, joining Baltimore's Ozzie Newsome and Houston's Rick Smith. It was particularly poignant for Reese to learn of his appointment on Martin Luther King, Jr. Day.

While serving as the Giants' Director of Player Personnel, Reese oversaw all aspects of the team's college scouting. During his tenure as personnel director, the Giants drafted Eli Manning, Osi Umenyiora, David Diehl, David Tyree, Chris Snee, Gibril Wilson, Justin Tuck, Brandon Jacobs, Barry Cofield, Corey Webster and Kiwanuka, all of whom played big roles in the 2007 championship season and beyond.

Reese originally joined the Giants' scouting department on Dec. 15, 1994. In the spring of 1999, he became Dave Gettleman's assistant in the pro personnel department. In that position, he scouted the Giants' upcoming opponents and evaluated NFL players. Reese was promoted to Director of Player Personnel on May 1, 2002.

Reese came to the Giants after a successful playing and coaching career at the University of Tennessee at Martin. During his college playing career (1981-84), Reese was honored as a two-time All-Gulf South Conference pick. He is among the leaders on UT Martin's all-time career list in interceptions. Reese led the team with seven interceptions in 1982 and was UT Martin's leading tackler in 1984 with 99. Reese was GSC Defensive Player of the Week three times during his career and was named team MVP following his senior season.

Following his playing career, Reese served as a student assistant and as a graduate assistant before becoming a full-time coach of the secondary from 1988 through 1993. He moved to receivers coach and assumed the assistant head coach title in January of 1993.

In 2008, Reese was inducted into the Tennessee Sports Hall of Fame.

Reese has his bachelor's degree in health and physical education and earned his master's degree in education administration and supervision. In the fall of 1995, Reese was inducted into the UT Martin Hall of Fame.

Reese, a native of Tiptonville, Tenn. is married to the former Gwen Moore. They have two children, Jasmyne Danielle and Jerry II.

1981-84	UT Martin Defensive Back 2x All-Gulf South Conference Among UTM Leaders in Interceptions 3x GSC Defensive Player of the Week
1984	UT Martin MVP
1985-87	UT Martin Grad Assistant
1988-92	UT Martin Assistant Coach (Secondary)
1993-94	UT Martin Assistant Coach (Receivers Coach)
1995	Inducted into UT Martin Athletics Hall of Fame
1994-99	New York Giants Scout
1999-02	New York Giants Assistant in Pro Personnel
2002-06	New York Giants Dir of Player Personnel
2007-17	New York Giants Senior VP and General Manager

UT MARTIN FOOTBALL HALL OF FAME



FIRST INDUCTION CLASS: 1983

First Inductees: Floyd Burdette, Robert Carroll, Bobby Fowler, H. Kirk Grantham, Leonard Hamilton, Julian Nunamaker, Pat Head Summitt and J. Frank Taylor.

Purpose: To identify and honor in a permanent manner those individuals who have achieved excellence in athletics at the University of Tennessee at Martin along with those others who have contributed greatly to the advancement of athletics at the university.

Qualifications: An athlete must have earned at least two letters in one sport or one letter in two sports at UT Martin. A coach or athletic administrator must have attained excellence deserving induction while a member of the staff at UT Martin. While an athlete need not have graduated from UT Martin to qualify for induction, there is a waiting period of five years following an athlete's final season of competition before he/she can be considered for induction.

- A -

Grady Andrews (2002)
Romel "Zeek" Andrews (2008)

- B -

Randy Barnes (2004)
Lionel Barrett (1985)
Jack Beeler (2013)
Mike Beeler (1991)
Clay Blalack (2003)
John Burch (1998-99)

- C -

Derek Carr (2021)
Robert Carroll (1983)
Tony Champion (2010)
Don Chapman (2016)
Ki Tok Chu (2009)
Mike Coffron (1994)
Deslode Collins (2008)
Allan Cox (1990)

- D -

Gary Doble (1989)

- E -

Ross Elder (2013)
T.H. "Skeeter" Ellis (1987)
Wilbur Edmiston (1988)

- F -

Bobby Fowler (1983)
Howard Finley (1994)

- G -

H. Kirk Grantham (1983)
Charles G. Gordon (1989)
Terry Giltner (1990)
W. Ralph Graves (1992)

- H -

George Horton (1986)
Bobby Hayes (1987)
Nate Holmes (1988)
Errol Hook (1990)
Mickey Hamilton (2011)
Bill Haney (2001)

- J -

Jay Johnson (2019)
Donnie Jones (2004)

- L -

Hugh Lashlee (1984)
Gordon Lambert (1985)
Marvin Long (1986)
Mark Luttrell (1986)
Jim Love (1988)
Ron Lewellen (1989)

- M -

George Macintyre (2007)
William Mackall (1996)
Lee Mayo (2013)
Don McLeary (2006)
Roland McMackin (1988)
Emanuel McNeil (1995)

- N -

Julian Nunamaker (1983)

- P -

Fred Pickard (2005)
Vernon Prather (1987)
Clifton Pritchett (1984)

- R -

Paul Reddick (1984)
Ralph Rutland (1985)
Jerry Reese (1995)
Leon Reed (1997)
Paul Randolph (1999)

- S -

Ron Schomaker (1991)
Larry Shanks (1987)
Halliday T. Short (1989)
Alvin Smalls (1992)
Darrell Smith (1986)
Taurean Stephens (2019)

- T -

Frank Taylor (1983)
Mike Taylor (2015)
Joe Taffoni (1989)
Fred Thomas (2010)

- V -

Elmer Vaughn (1986)

- W -

Brady Wahlberg (2018)
Larry Washington (2012)
Danny Watkins (2000)
Guy Wadley (2001)
Dr. Ed Welles (1992)
Richard Whitfield (1991)
David Williams (2017)
Dana Wittern (2007)
John Wright (2006)

- Z -

George Zarecor (1993)

17TH

SEASON AS HEAD COACH
AT UT MARTIN

120

ALL-OVC PLAYERS

9x

WINNER OF SGT. YORK
TROPHY

28

ALL-AMERICANS

4x

FCS COACH OF THE YEAR
FINALIST

39

PLAYERS SIGNED
PROFESSIONAL CONTRACTS

3RD

IN OVC HISTORY WITH 77
CONFERENCE VICTORIES

4TH

IN OVC HISTORY WITH
100 CAREER VICTORIES

COACH SIMPSON



LONGEST TENURED HEAD COACH IN OVC



UT MARTIN SKYHAWKS

2022 FOOTBALL



SEPT.
1 **WESTERN ILLINOIS**
6:30 PM | MARTIN, TENN.

SEPT.
8 **AT MISSOURI STATE**
7 PM | SPRINGFIELD, MO.

SEPT.
17 **AT BOISE STATE**
3 PM | BOISE, IDAHO

SEPT.
24 **LINDENWOOD***
6 PM | MARTIN, TENN.

OCT.
1 **TENNESSEE TECH***
2 PM | MARTIN, TENN.

OCT.
8 **AT MURRAY STATE***
2 PM | MURRAY, KY.

OCT.
22 **AT TENNESSEE**
TBA | KNOXVILLE, TENN.

OCT.
29 **AT HOUSTON BAPTIST**
2 PM | HOUSTON, TEXAS

Nov.
5 **KENNESAW STATE**
NOON | MARTIN, TENN.

Nov.
12 **AT TENNESSEE STATE***
4 PM | NASHVILLE, TENN.

Nov.
19 **EASTERN ILLINOIS***
2 PM | MARTIN, TENN.

ALL TIMES CST AND SUBJECT TO CHANGE
HOME GAMES IN ORANGE



#WINNERSWEARBLUE

#MARTINMADE